

TROFEO PIRELLI IMOLA Qualifying 2

Sector Analysis

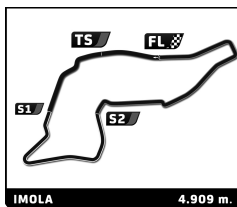
Invalidated Lap

Personal Best

Session Best

Crossing the pit lane

Table with columns: Lap, Time, Sector 1, Sector 2, Sector 3, T.Sp, Elapsed. Rows include drivers: Ange BARDE, Max MUGELLI, Christian BRUNSBORG, Adrian SUTIL, Thomas NEUBAUER, Nicolò ROSI, Andrew MORROW, Arno DAHLMAYER.



TROFEO PIRELLI
IMOLA
Qualifying 2

Sector Analysis

— Invalidated Lap ■ Personal Best ■ Session Best B Crossing the pit lane

Lap	Time	Sector 1	Sector 2	Sector 3	T.Spd	Elapsed	Lap	Time	Sector 1	Sector 2	Sector 3	T.Spd	Elapsed
7	4:48.050	3:23.255	35.641	49.154	176.7	26:53.622	2	1:50.925	23.415	36.985	50.525	262.6	5:18.755
8	<u>1:48.544</u>	22.426	34.740	51.378	260.0	28:42.166	3	1:45.511	22.143	34.698	48.670	263.3	7:04.266
9	1:45.565	21.964	35.346	48.255	266.6	30:27.731	4	6:06.424 B	22.258	34.744	5:09.422	265.3	13:10.690
10	1:45.858	22.246	34.990	48.622	263.9	32:13.589	5	2:13.306	42.446	38.945	51.915	162.8	15:23.996
11	1:45.135	22.084	34.548	48.503	262.6	33:58.724	6	1:51.124	22.579	35.486	53.059	262.0	17:15.120

16 Han SIKKENS NLD
HR Owen 488 Challenge EVO

1	2:24.908	43.955	43.675	57.278	129.9	2:24.908
2	1:56.941	25.853	38.777	52.311	221.4	4:21.849
3	<u>1:54.379</u>	24.360	37.598	<u>52.421</u>	246.7	6:16.228
4	1:58.425	24.244	40.287	53.894	238.9	8:14.653
5	1:47.195	22.315	35.405	49.475	257.5	10:01.848
6	6:39.339 B	22.517	35.905	5:40.917	258.1	16:41.187
7	2:22.194	45.381	40.517	56.296	144.2	19:03.381
8	1:53.854	23.956	36.995	52.903	250.2	20:57.235
9	4:02.476 B	22.285	47.156	2:53.035	259.4	24:59.711
10	2:27.775	57.499	36.478	53.798	158.4	27:27.486
11	1:45.460	22.179	34.953	48.328	258.8	29:12.946
12	1:45.567	22.039	34.733	48.795	262.0	30:58.513
13	1:45.218	22.055	34.780	48.383	259.4	32:43.731
14	1:45.244	21.956	34.868	48.420	259.4	34:28.975

17 Alexandre BOCHEZ CHE
Kessel Racing 488 Challenge EVO

1	3:05.307	1:11.716	47.706	1:05.885	116.7	3:05.307
2	2:12.789	29.961	44.789	58.039	186.0	5:18.096
3	2:08.433	26.745	42.057	59.631	222.8	7:26.529
4	4:13.091 B	25.482	42.400	3:05.209	245.6	11:39.620
5	2:28.630	45.276	46.878	56.476	133.5	14:08.250
6	2:00.542	25.865	41.112	53.565	245.6	16:08.792
7	1:51.680	23.026	37.379	51.275	258.8	18:00.472
8	1:52.105	22.427	38.191	51.487	260.0	19:52.577
9	3:46.387 B	22.547	35.483	2:48.357	262.6	23:38.964
10	3:36.452	2:02.567	38.896	54.989	171.0	27:15.416
11	<u>1:46.656</u>	22.290	<u>35.273</u>	49.093	262.6	29:02.072
12	1:49.646	22.246	35.580	51.820	263.9	30:51.718
13	<u>1:46.454</u>	22.284	35.320	<u>48.850</u>	264.6	32:38.172
14	1:45.833	22.040	35.131	48.662	263.9	34:24.005

19 Eliseo DONNO ITA
CDP - Best Lap 488 Challenge EVO

1	3:15.654	1:23.569	45.895	1:06.190	117.5	3:15.654
2	1:51.436	24.502	35.993	50.941	245.6	5:07.090
3	1:44.880	22.226	34.668	47.986	265.3	6:51.970
4	2:22.589 B	22.075	36.279	1:24.235	267.3	9:14.559
5	10:24.499	8:41.824	46.644	56.031	133.6	19:39.058
6	2:03.294	23.183	39.801	1:00.310	255.0	21:42.352
7	4:31.342 B	34.184	42.143	3:15.015	128.8	26:13.694
8	2:24.177	41.558	44.826	57.793	169.9	28:37.871
9	<u>1:43.342</u>	21.652	<u>33.942</u>	47.748	265.9	30:21.213
10	1:42.759	21.518	34.001	47.240	266.6	32:03.972
11	1:42.465	21.331	33.669	47.465	267.3	33:46.437

22 Nicola MARINANGELI ITA
CDP 488 Challenge EVO

1	3:27.830	1:51.554	40.256	56.020	159.4	3:27.830
---	----------	----------	--------	--------	-------	----------

25 Alessandro COZZI ITA
Formula Racing 488 Challenge EVO

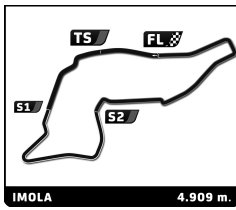
1	3:53.085	2:13.681	43.544	55.860	145.6	3:53.085
2	1:52.055	24.171	37.375	50.509	249.6	5:45.140
3	1:47.349	22.641	35.492	49.216	260.7	7:32.489
4	<u>1:47.469</u>	22.593	35.739	<u>49.137</u>	262.0	9:19.958
5	1:47.533	22.758	35.651	49.124	263.9	11:07.491
6	6:38.309 B	22.387	35.337	5:40.585	260.7	17:45.800
7	2:24.512	46.892	43.961	53.659	133.5	20:10.312
8	5:23.985 B	23.879	35.723	4:24.383	262.0	25:34.297
9	2:06.778	38.818	36.570	51.390	178.8	27:41.075
10	<u>1:45.704</u>	22.222	34.985	<u>48.497</u>	264.6	29:26.779
11	1:45.238	22.136	34.721	48.381	262.6	31:12.017
12	1:58.324	22.059	37.634	58.631	263.3	33:10.341
13	1:45.637	21.951	34.980	48.706	264.6	34:55.978

26 John WARTIQUE BEL
FML - D2P 488 Challenge EVO

1	2:37.434	1:00.596	40.754	56.084	130.7	2:37.434
2	1:48.666	22.886	36.258	49.522	250.2	4:26.100
3	1:49.202	22.739	35.351	51.112	267.9	6:15.302
4	1:44.756	21.952	34.774	48.030	267.3	8:00.058
5	5:18.892 B	23.834	38.949	4:16.109	225.7	13:18.950
6	2:21.421	45.270	40.638	55.513	136.9	15:40.371
7	1:56.223	23.280	36.122	56.821	252.0	17:36.594
8	1:44.019	21.928	34.345	47.746	269.3	19:20.613
9	1:53.758	22.412	34.898	56.448	270.7	21:14.371
10	5:12.909 B	25.788	47.301	3:59.820	269.3	26:27.280
11	2:12.749	38.589	35.611	58.549	177.3	28:40.029
12	1:43.167	21.674	34.199	47.294	270.0	30:23.196
13	1:42.720	21.507	34.078	47.135	270.7	32:05.916
14	1:49.852	21.641	35.167	53.044	271.4	33:55.768

27 Marco PULCINI ITA
Al Tayer Motors 488 Challenge EVO

1	2:42.493	1:02.718	43.344	56.431	123.8	2:42.493
2	1:53.588	24.545	37.663	51.380	236.8	4:36.081
3	1:45.586	21.880	35.143	48.563	261.3	6:21.667
4	1:46.894	21.983	35.816	49.095	263.3	8:08.561
5	1:45.616	22.059	34.852	48.705	261.3	9:54.177
6	6:06.144 B	22.342	35.681	5:08.121	260.0	16:00.321
7	2:26.232	47.614	43.549	55.069	139.6	18:26.553
8	1:52.264	22.937	37.278	52.049	257.5	20:18.817
9	2:36.247 B	21.702	34.655	1:39.890	263.3	22:55.064



TROFEO PIRELLI IMOLA Qualifying 2

Sector Analysis

Invalidated Lap Personal Best Session Best Crossing the pit lane

Table with columns: Lap, Time, Sector 1, Sector 2, Sector 3, T.Spd, Elapsed. Rows 10-14.

Driver profile for Andrew GILBERT (GBR) with Kessel Racing. Table with columns: Lap, Time, Sector 1, Sector 2, Sector 3, T.Spd, Elapsed. Rows 1-14.

Driver profile for Mikael BOCHEZ (CHE) with Kessel Racing. Table with columns: Lap, Time, Sector 1, Sector 2, Sector 3, T.Spd, Elapsed. Rows 1-14.

Driver profile for Luka NURMI (FIN) with Formula Racing. Table with columns: Lap, Time, Sector 1, Sector 2, Sector 3, T.Spd, Elapsed. Rows 1-12.

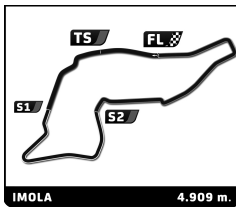
Driver profile for Faisal AL FAISAL (SAU) with HR Owen. Table with columns: Lap, Time, Sector 1, Sector 2, Sector 3, T.Spd, Elapsed. Rows 1-12.

Table with columns: Lap, Time, Sector 1, Sector 2, Sector 3, T.Spd, Elapsed. Rows 1-13.

Driver profile for Doriane PIN (FRA) with Scuderia Niki - Iron Lynx. Table with columns: Lap, Time, Sector 1, Sector 2, Sector 3, T.Spd, Elapsed. Rows 1-13.

Driver profile for Hanno LASKOWSKI (DEU) with Riller & Schnauk - ZvO Racing. Table with columns: Lap, Time, Sector 1, Sector 2, Sector 3, T.Spd, Elapsed. Rows 1-14.

Driver profile for Nigel SCHOONDERWOERD (NLD) with Scuderia FMA - Iron Lynx. Table with columns: Lap, Time, Sector 1, Sector 2, Sector 3, T.Spd, Elapsed. Rows 1-8.



TROFEO PIRELLI
IMOLA
Qualifying 2

Sector Analysis

— Invalidated Lap

■ Personal Best

■ Session Best

B Crossing the pit lane

Lap	Time	Sector 1	Sector 2	Sector 3	T.Spd	Elapsed	Lap	Time	Sector 1	Sector 2	Sector 3	T.Spd	Elapsed
9	2:53.015 B	27.153	47.867	1:37.995	211.7	24:15.147	6	2:26.887	46.569	42.082	58.236	145.6	16:41.028
10	4:27.577	2:52.353	36.279	58.945	181.2	28:42.724	7	1:54.438	25.003	37.809	51.626	229.1	18:35.466
11	1:47.705	21.896	36.785	49.024	267.9	30:30.429	8	1:53.760	22.615	39.976	51.169	261.3	20:29.226
12	1:44.301	21.765	34.529	48.007	268.6	32:14.730	9	2:43.251 B	22.305	35.615	1:45.331	263.3	23:12.477
13	1:44.532	21.691	34.479	48.362	268.6	33:59.262	10	3:46.372	2:20.223	35.889	50.260	177.3	26:58.849

98 **Claus ZIBRANDTSEN** DNK
Formula Racing 488 Challenge EVO

1	2:25.471	42.577	45.947	56.947	148.7	2:25.471
2	1:59.478	25.957	40.909	52.612	233.1	4:24.949
3	1:52.362	24.466	36.379	51.517	256.9	6:17.311
4	1:47.960	22.722	35.740	49.498	262.6	8:05.271
5	8:27.548 B	22.576	35.673	7:29.299	260.7	16:32.819
6	2:25.354	43.397	48.838	53.119	149.7	18:58.173
7	1:52.171	23.895	38.313	49.963	255.7	20:50.344
8	6:57.000	5:18.052	45.001	53.947	262.6	27:47.344
9	1:47.706	22.799	35.524	49.383	260.0	29:35.050
10	1:45.718	22.255	34.726	48.737	262.6	31:20.768
11	1:47.637	21.850	34.915	50.872	263.3	33:08.405
12	1:54.127	22.435	37.133	54.559	265.3	35:02.532

402 **Yudai UCHIDA** JPN
Rosso Scuderia 488 Challenge EVO

1	2:40.507	56.529	44.408	59.570	128.0	2:40.507
2	1:58.927	25.271	38.595	55.061	214.7	4:39.434
3	8:36.663 B	23.386	37.820	7:35.457	227.6	13:16.097
4	2:21.047	43.233	41.443	56.371	158.7	15:37.144
5	2:03.274	24.441	41.514	57.319	237.3	17:40.418
6	1:53.331	24.549	36.850	51.932	238.9	19:33.749
7	1:51.285	22.913	36.629	51.743	265.9	21:25.034
8	2:57.475 B	33.857	46.032	1:37.586	141.1	24:22.509
9	2:51.639	1:25.974	35.736	49.929	163.8	27:14.148
10	1:45.277	21.974	34.722	48.581	265.3	28:59.425
11	1:44.866	21.778	34.847	48.241	267.3	30:44.291
12	1:44.848	21.726	34.597	48.525	267.9	32:29.139
13	1:44.436	21.781	34.586	48.069	267.3	34:13.575

452 **Nobuhiro IMADA** JPN
Rosso Scuderia 488 Challenge EVO

1	2:45.418	1:01.144	45.877	58.397	126.3	2:45.418
2	1:56.831	25.019	39.490	52.322	217.8	4:42.249
3	1:51.893	23.070	35.828	52.995	261.3	6:34.142
4	10:45.909 B	22.363	34.902	9:48.644	262.6	17:20.051
5	2:44.105	52.586	50.583	1:00.936	109.3	20:04.156
6	2:41.552 B	23.615	38.954	1:38.983	246.1	22:45.708
7	4:08.455	2:43.878	35.661	48.916	176.7	26:54.163
8	1:58.117	22.038	35.403	1:00.676	264.6	28:52.280
9	1:50.993	26.317	35.639	49.037	212.1	30:43.273
10	1:44.730	21.685	34.610	48.435	265.9	32:28.003

500 **Kaniji YAGURA** JPN
Cornes Osaka 488 Challenge EVO

1	2:20.523	37.067	45.827	57.629	136.6	2:20.523
2	1:57.408	25.308	38.849	53.251	224.7	4:17.931
3	1:52.148	23.500	37.464	51.184	262.0	6:10.079
4	1:48.819	22.524	36.110	50.185	263.3	7:58.898
5	6:15.243 B	22.909	36.661	5:15.673	261.3	14:14.141

505 **Motohiko ISOZAKI** JPN
Cornes Shiba 488 Challenge EVO

1	2:46.995	59.347	49.356	58.292	125.4	2:46.995
2	1:57.830	25.049	39.296	53.485	227.6	4:44.825
3	7:15.375 B	23.691	37.548	6:14.136	249.6	12:00.200
4	2:24.568	47.684	41.886	54.998	134.3	14:24.768
5	1:56.369	24.285	38.293	53.791	247.9	16:21.137
6	1:49.131	23.413	35.966	49.752	253.8	18:10.268
7	1:55.837	22.567	40.894	52.376	265.3	20:06.105
8	4:13.532 B	22.358	36.678	3:14.496	263.9	24:19.637
9	3:33.450	2:06.046	37.517	49.887	157.7	27:53.087
10	1:47.465	22.558	35.490	49.417	263.3	29:40.552
11	1:46.696	22.263	35.372	49.061	263.3	31:27.248

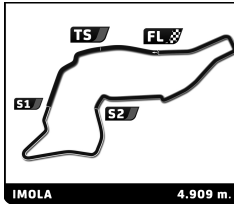
527 **Shigeru KAMIUE** JPN
European Version 488 Challenge EVO

1	2:32.302	41.911	50.609	59.782	138.5	2:32.302
2	2:06.151	27.410	43.409	55.332	178.2	4:38.453
3	1:57.363	23.885	37.970	55.508	258.8	6:35.816
4	1:50.825	23.098	36.756	50.971	260.0	8:26.641
5	5:04.425 B	23.450	36.736	4:04.239	258.1	13:31.066
6	3:11.225	48.413	48.399	1:34.413	146.8	16:42.291
7	2:03.491	25.694	39.753	58.044	201.2	18:45.782
8	1:50.774	23.565	36.797	50.412	262.0	20:36.556
9	4:09.334 B	23.016	38.314	3:08.004	263.9	24:45.890
10	2:43.474	1:11.824	37.939	53.711	158.0	27:29.364
11	1:50.017	22.932	36.572	50.513	263.9	29:19.381
12	1:48.637	22.627	35.957	50.053	263.9	31:08.018

550 **Kazuyuki YAMAGUCHI** JPN
Cornes Osaka 488 Challenge EVO

1	3:23.501	1:38.241	45.832	59.428	128.9	3:23.501
2	2:08.427	29.151	41.731	57.545	192.1	5:31.928
3	5:20.530 B	24.639	38.369	4:17.522	233.6	10:52.458
4	2:21.942	44.308	41.832	55.802	148.0	13:14.400
5	1:51.313	23.688	36.943	50.682	254.4	15:05.713
6	1:49.516	22.882	36.306	50.328	263.3	16:55.229
7	1:48.697	22.649	35.849	50.199	262.0	18:43.926
8	1:51.423	22.560	35.656	53.207	263.9	20:35.349
9	4:56.557 B	22.718	36.835	3:57.004	262.6	25:31.906
10	2:11.532	40.388	38.506	52.638	175.2	27:43.438
11	1:47.940	22.432	36.091	49.417	267.9	29:31.378
12	1:47.111	22.280	35.576	49.255	267.9	31:18.489
13	1:49.556	22.446	35.664	51.446	265.9	33:08.045

593 **Baby KEI** JPN
Cornes Osaka 488 Challenge EVO



TROFEO PIRELLI
IMOLA
Qualifying 2

Sector Analysis

— Invalidated Lap ■ Personal Best ■ Session Best B Crossing the pit lane

Lap	Time	Sector 1	Sector 2	Sector 3	T.Spd	Elapsed	Lap	Time	Sector 1	Sector 2	Sector 3	T.Spd	Elapsed
1	2:43.289	55.933	44.507	1:02.849	126.5	2:43.289							
2	2:00.735	25.600	39.604	55.531	203.1	4:44.024							
3	1:52.492	23.484	37.076	51.932	255.7	6:36.516							
4	1:51.158	22.821	36.936	51.401	264.6	8:27.674							
5	1:50.999	23.048	36.801	51.150	261.3	10:18.673							
6	1:50.113	23.006	36.195	50.912	260.7	12:08.786							
7	1:49.075	22.809	36.164	50.102	260.0	13:57.861							
8	4:35.758B	24.169	39.105	3:32.484	234.7	18:33.619							
9	2:29.503	45.736	47.520	56.247	137.8	21:03.122							
10	2:51.489B	24.660	45.031	1:41.798	246.7	23:54.611							
11	3:26.771	1:50.965	39.165	56.641	162.6	27:21.382							
12	1:48.081	22.360	35.646	50.075	263.9	29:09.463							
13	1:53.894	22.507	40.216	51.171	260.7	31:03.357							

598 Eric CHEUNG HKG
Blackbirds Concessionaires 488 Challenge EVO

1	3:07.777	1:19.811	47.078	1:00.888	105.4	3:07.777
2	2:00.445	27.078	39.359	54.008	197.1	5:08.222
3	1:51.444	23.470	37.665	50.309	258.8	6:59.666
4	1:49.681	22.666	36.083	50.932	260.7	8:49.347
5	1:50.124	23.784	36.058	50.282	254.4	10:39.471
6	6:15.562B	24.111	38.780	5:12.671	237.3	16:55.033
7	2:23.093	43.545	42.859	56.689	162.1	19:18.126
8	2:02.682	26.412	41.519	54.751	246.7	21:20.808
9	4:19.970B	26.554	48.125	3:05.291	262.0	25:40.778
10	2:09.325	40.478	37.699	51.148	170.7	27:50.103
11	1:47.619	22.703	35.691	49.225	262.0	29:37.722
12	1:46.758	22.388	35.243	49.127	263.3	31:24.480
13	1:46.577	22.375	35.155	49.047	263.3	33:11.057