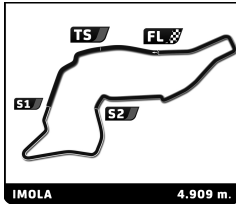


COPPA SHELL IMOLA Race 2

Sector Analysis

Invalidated Lap Personal Best Session Best Crossing the pit lane

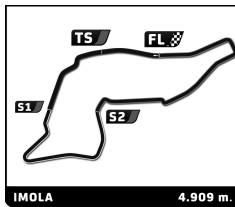
Table with columns: Lap, Time, Sector 1, Sector 2, Sector 3, T.Spd, Elapsed. Rows include drivers: Paolo SCUDIERI, Claudio SCHIAVONI, Franz ENGSTLER, Andreas KÖNIG, Stuart MARSTON, Jonathan SATCHELL.



COPPA SHELL  
IMOLA  
Race 2

Sector Analysis

_ Invalidated Lap							■ Personal Best							■ Session Best							■ Crossing the pit lane													
Lap	Time	Sector 1	Sector 2	Sector 3	T.Sp	Elapsed	Lap	Time	Sector 1	Sector 2	Sector 3	T.Sp	Elapsed	Lap	Time	Sector 1	Sector 2	Sector 3	T.Sp	Elapsed	Lap	Time	Sector 1	Sector 2	Sector 3	T.Sp	Elapsed							
<b>109</b> Ernst KIRCHMAYR AUT																																		
Baron Motorsport 488 Challenge EVO																																		
1	1:49.964	24.585	35.949	49.430		1:49.964	15	1:48.179	22.481	35.868	49.830	267.3	27:17.665																					
2	1:48.944	22.922	36.115	49.907	262.6	3:38.908	16	1:50.953	22.448	36.333	52.172	266.6	29:08.618																					
3	1:48.253	22.553	35.918	49.782	262.0	5:27.161	17	2:41.602	27.747	54.251	1:19.604	171.0	31:50.220																					
4	1:47.589	22.530	35.580	49.479	261.3	7:14.750																												
5	1:47.226	22.554	35.322	49.350	262.6	9:01.976																												
6	1:47.038	22.373	35.436	49.229	263.3	10:49.014																												
7	1:47.052	22.431	35.436	49.185	261.3	12:36.066																												
8	1:46.864	22.256	35.443	49.165	262.0	14:22.930																												
9	1:46.771	22.292	35.169	49.310	261.3	16:09.701																												
10	1:46.749	22.320	35.202	49.227	262.0	17:56.450																												
11	1:47.234	22.327	35.342	49.565	261.3	19:43.684																												
12	1:47.302	22.396	35.423	49.483	261.3	21:30.986																												
13	1:47.315	22.325	35.672	49.318	260.7	23:18.301																												
14	1:46.713	22.275	35.284	49.154	262.6	25:05.014																												
15	1:46.943	22.568	35.216	49.159	262.6	26:51.957																												
16	1:57.504	22.399	36.707	58.398	262.0	28:49.461																												
17	2:45.196	35.966	57.148	1:12.082	128.8	31:34.657																												
<b>120</b> Guy FAWE BEL																																		
Scuderia FMA 488 Challenge EVO																																		
1	1:58.409	29.737	37.661	51.011		1:58.409																												
2	1:49.696	23.219	36.042	50.435	255.0	3:48.105																												
3	1:48.506	22.744	35.686	50.076	265.9	5:36.611																												
4	1:48.716	22.806	35.920	49.990	266.6	7:25.327																												
5	1:48.522	22.725	35.985	49.812	267.9	9:13.849																												
6	1:48.166	22.520	35.840	49.806	266.6	11:02.015																												
7	1:47.943	22.428	35.908	49.607	268.6	12:49.958																												
8	1:48.757	22.824	36.130	49.803	267.3	14:38.715																												
9	1:48.365	22.468	36.257	49.640	268.6	16:27.080																												
10	1:48.830	22.771	36.139	49.920	265.9	18:15.910																												
11	1:49.180	22.891	36.244	50.045	264.6	20:05.090																												
12	1:48.156	22.617	35.892	49.647	267.3	21:53.246																												
13	1:48.292	22.584	35.891	49.817	267.3	23:41.538																												
14	1:48.557	22.522	36.040	49.995	265.3	25:30.095																												
15	1:48.954	22.893	35.982	50.079	268.6	27:19.049																												
16	2:16.374	23.052	36.679	1:16.643	263.3	29:35.423																												
17	2:23.851	38.131	36.717	1:09.003	188.7	31:59.274																												
<b>121</b> Peter CHRISTENSEN DNK																																		
Formula Racing 488 Challenge EVO																																		
1	1:53.406	27.099	36.630	49.677		1:53.406																												
2	1:48.507	22.647	35.833	50.027	265.9	3:41.913																												
3	1:48.538	22.633	35.781	50.124	265.9	5:30.451																												
4	1:47.872	22.576	35.621	49.675	266.6	7:18.323																												
5	1:47.316	22.389	35.591	49.336	267.3	9:05.639																												
6	1:47.427	22.541	35.691	49.195	266.6	10:53.066																												
7	1:46.753	22.429	35.541	48.783	265.3	12:39.819																												
8	1:46.824	22.573	35.309	48.942	266.6	14:26.643																												
9	1:47.386	22.651	35.332	49.403	260.7	16:14.029																												
10	1:47.118	22.421	35.508	49.189	262.6	18:01.147																												
11	1:47.396	22.411	35.765	49.220	267.3	19:48.543																												
12	1:47.794	22.348	35.786	49.660	267.9	21:36.337																												
13	1:47.940	22.727	35.699	49.514	241.1	23:24.277																												
14	1:46.813	22.429	35.515	48.869	256.3	25:11.090																												
15	1:48.048	22.463	35.679	49.906	267.3	26:59.138																												
16	1:54.693	22.373	35.868	56.452	267.3	28:53.831																												
17	2:48.606	35.319	56.581	1:16.706	133.0	31:42.437																												
<b>111</b> Martinus RICHTER DEU																																		
MERTEL Motorsport Racing 488 Challenge EVO																																		
1	1:57.480	29.251	37.345	50.884		1:57.480																												
2	1:49.141	23.104	35.818	50.219	262.0	3:46.621																												
3	1:48.513	22.880	35.528	50.105	262.0	5:35.134																												
4	1:48.578	22.868	35.670	50.040	260.7	7:23.712																												
5	1:48.346	22.774	35.844	49.728	262.0	9:12.058																												
6	1:48.751	22.944	35.817	49.990	262.6	11:00.809																												
7	1:47.923	22.658	35.500	49.765	262.0	12:48.732																												
8	1:47.859	22.784	35.590	49.485	262.6	14:36.591																												
9	1:48.130	22.599	35.674	49.857	263.9	16:24.721																												
10	1:47.852	22.813	35.686	49.353	262.6	18:12.573																												
11	1:47.556	22.729	35.452	49.375	259.4	20:00.129																												
12	1:47.591	22.674	35.402	49.515	260.7	21:47.720																												
13	1:47.953	22.575	35.777	49.601	261.3	23:35.673																												
14	1:48.197	22.448	35.870	49.879	261.3	25:23.870																												
15	1:48.017	22.749	35.808	49.460	260.7	27:11.887																												
16	1:52.136	22.894	36.183	53.059	260.0	29:04.023																												
17	2:43.891	29.909	55.004	1:18.978	153.4	31:47.914																												
<b>113</b> Henrik KAMSTRUP DNK																																		
Formula Racing 488 Challenge EVO																																		
1	1:56.429	28.848	37.095	50.486		1:56.429																												
2	1:48.551	22.731	36.044	49.776	260.7	3:44.980																												
3	1:48.523	22.651	35.817	50.055	255.7	5:33.503																												
4	1:49.055	22.682	35.848	50.525	266.6	7:22.558																												
5	1:48.435	22.729	35.898	49.808	268.6	9:10.993																												
6	1:48.339	22.589	36.211	49.539	267.3	10:59.332																												
7	1:47.983	22.551	35.793	49.639	267.9	12:47.315																												
8	1:48.332	22.699	35.961	49.672	266.6	14:35.647																												
9	1:48.720	22.278	36.246	50.196	266.6	16:24.367																												
10	1:49.511	22.713	37.099	49.699	265.3	18:13.878																												
11	1:50.040	22.872	36.211	50.957	266.6	20:03.918																												
12	1:48.486	22.866	35.934	49.686	267.9	21:52.404																												
13	1:48.434	22.450	35.907	50.077	267.3	23:40.838																												
14	1:48.648	22.508	36.197	49.943	266.6	25:29.486																												
<b>122</b> Ashish PATEL USA																																		
Kessel Racing 488 Challenge EVO																																		
1	2:01.979	30.787	39.285	51.907		2:01.979																												
2	1:49.639	23.270	36.126	50.243	265.3	3:51.618																												
3	1:49.756	22.895	36.227	50.634	263.9	5:41.374																												
4	1:50.195	22.858	37.038	50.299	263.9	7:31.569																												
5	1:50.042	24.358	35.945	49.739	264.6	9:21.611																												
6	1:48.144	22.490	35.921	49.733	263.9	11:09.755																												
7	1:49.339	23.181	35.814	50.344	265.3	12:59.094																												
8	1:49.127	23.539	35.952	49.636	265.9	14:48.221																												
9	1:48.637	22.403	36.409	49.825	265.3	16:36.858																												
10	1:48.633	22.600	35.720	50.313	263.3	18:25.491																												
11	1:49.545	22.662	35.950	50.933	264.6	20:15.036																												



COPPA SHELL IMOLA Race 2

Sector Analysis

Invalidated Lap

Personal Best

Session Best

Crossing the pit lane

Table with 7 columns: Lap, Time, Sector 1, Sector 2, Sector 3, T.Spd, Elapsed. Rows 12-17.

Table with 7 columns: Lap, Time, Sector 1, Sector 2, Sector 3, T.Spd, Elapsed. Rows 9-14.

Driver 127 Tommy LINDROTH SWE. Table with 7 columns: Lap, Time, Sector 1, Sector 2, Sector 3, T.Spd, Elapsed. Rows 1-17.

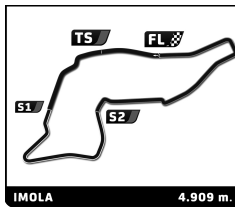
Driver 150 Werner GENTER DEU. Table with 7 columns: Lap, Time, Sector 1, Sector 2, Sector 3, T.Spd, Elapsed. Rows 1-17.

Driver 136 Alexander NUSSBAUMER AUT. Table with 7 columns: Lap, Time, Sector 1, Sector 2, Sector 3, T.Spd, Elapsed. Rows 1-17.

Driver 159 Matthias MOSER DEU. Table with 7 columns: Lap, Time, Sector 1, Sector 2, Sector 3, T.Spd, Elapsed. Rows 1-17.

Driver 140 Pino FRASCARO ITA. Table with 7 columns: Lap, Time, Sector 1, Sector 2, Sector 3, T.Spd, Elapsed. Rows 1-8.

Driver 161 Thomas GOSTNER ITA. Table with 7 columns: Lap, Time, Sector 1, Sector 2, Sector 3, T.Spd, Elapsed. Rows 1-8.



COPPA SHELL IMOLA Race 2

Sector Analysis

— Invalidated Lap    ■ Personal Best    ■ Session Best    B Crossing the pit lane

Table with 14 columns: Lap, Time, Sector 1, Sector 2, Sector 3, T.Spd, Elapsed. Contains race data for multiple drivers.

Driver profile for Paul ROGERS (GBR). Includes race number 169, team JCT600 Leeds, and a table of lap times and sector data.

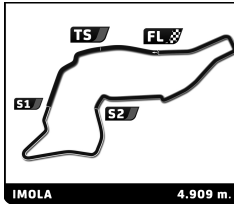
Driver profile for Corinna GOSTNER (ITA). Includes race number 173, team CDP - MP Racing, and a table of lap times and sector data.

Driver profile for Fons SCHELTEMA (NLD). Includes race number 177, team Kessel Racing, and a table of lap times and sector data.

Driver profile for Axel SARTINGEN (DEU). Includes race number 178, team Lueg Sportivo - Herter Racing, and a table of lap times and sector data.

Driver profile for Christian HERDT-WIPPER (DEU). Includes race number 183, team Saggio München, and a table of lap times and sector data.

Driver profile for Josef SCHUMACHER (DEU). Includes race number 188, team Eberlein Automobile, and a table of lap times and sector data.



COPPA SHELL  
IMOLA  
Race 2

Sector Analysis

— Invalidated Lap    ■ Personal Best    ■ Session Best    B Crossing the pit lane

Lap	Time	Sector 1	Sector 2	Sector 3	T.Spd	Elapsed	Lap	Time	Sector 1	Sector 2	Sector 3	T.Spd	Elapsed
3	1:49.515	22.827	36.066	50.622	262.6	5:43.372							
4	1:49.953	22.779	36.548	50.626	260.7	7:33.325							
5	1:50.437	23.104	36.799	50.534	261.3	9:23.762							
6	1:49.939	22.866	36.222	50.851	259.4	11:13.701							
7	1:49.813	22.963	36.587	50.263	263.3	13:03.514							
8	1:50.528	23.409	36.294	50.825	261.3	14:54.042							
9	1:50.275	22.999	36.234	51.042	259.4	16:44.317							
10	1:51.412	23.334	37.276	50.802	259.4	18:35.729							
11	1:51.065	22.794	36.887	51.384	259.4	20:26.794							
12	1:53.280	25.251	37.023	51.006	210.4	22:20.074							
13	1:51.904	23.525	36.604	51.775	261.3	24:11.978							
14	1:51.086	23.290	36.674	51.122	260.0	26:03.064							
15	1:51.552	23.100	36.872	51.580	259.4	27:54.616							
16	1:54.140	23.296	38.854	51.990	260.0	29:48.756							
17	2:10.976	25.741	37.111	1:08.124	159.6	31:59.732							

**193** **Manuela GOSTNER** ITA  
CDP - MP Racing 488 Challenge EVO

1	2:14.647	41.654	41.224	51.769		2:14.647
2	1:48.975	23.103	36.348	49.524	257.5	4:03.622
3	1:48.597	22.750	35.875	49.972	263.3	5:52.219
4	1:51.930	22.636	37.543	51.751	252.6	7:44.149
5	1:47.678	22.677	35.677	49.324	263.3	9:31.827
6	1:46.940	22.080	35.720	49.140	265.3	11:18.767
7	1:48.732	22.183	36.247	50.302	264.6	13:07.499
8	1:49.483	22.821	36.559	50.103	262.0	14:56.982
9	1:47.872	22.597	35.881	49.394	262.6	16:44.854
10	1:47.583	22.840	35.803	48.940	265.9	18:32.437
11	1:46.321	22.286	35.471	48.564	264.6	20:18.758
12	1:46.628	22.115	35.522	48.991	264.6	22:05.386
13	2:08.289B	22.600	36.123	1:09.566	263.9	24:13.675
14	2:07.321	39.048	36.269	52.004	150.1	26:20.996
15	2:05.065	22.330	51.758	50.977	262.0	28:26.061
16	1:55.228	24.568	38.337	52.323	208.8	30:21.289
17	1:54.931	24.005	38.439	52.487	226.2	32:16.220