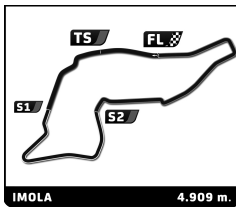


COPPA SHELL
IMOLA
Qualifying 2

Sector Analysis

Amended

_ Invalidated Lap							■ Personal Best							■ Session Best							■ Crossing the pit lane						
Lap	Time	Sector 1	Sector 2	Sector 3	T.Sp	Elapsed	Lap	Time	Sector 1	Sector 2	Sector 3	T.Sp	Elapsed	Lap	Time	Sector 1	Sector 2	Sector 3	T.Sp	Elapsed	Lap	Time	Sector 1	Sector 2	Sector 3	T.Sp	Elapsed
101	Paolo SCUDIERI						ITA	10	1:47.484	22.291	35.487	49.706	260.0	26:29.429	11	1:48.808	22.103	35.626	51.079	262.0	28:18.237						
	Sa.Mo.Car						488 Challenge EVO																				
1	7:28.870	5:48.371	43.862	56.637	145.6	7:28.870																					
2	1:56.720	24.993	39.126	52.601	229.6	9:25.590																					
3	1:50.474	23.173	36.807	50.494	260.7	11:16.064																					
4	1:49.145	22.772	36.032	50.341	250.8	13:05.209																					
5	1:48.883	22.426	36.039	50.418	260.0	14:54.092																					
6	1:48.485	22.605	35.763	50.117	258.8	16:42.577																					
7	1:48.776	22.727	35.610	50.439	260.7	18:31.353																					
8	3:37.333 B	23.854	36.169	2:37.310	216.0	22:08.686																					
9	2:06.499	40.149	36.285	50.065	151.2	24:15.185																					
10	1:47.887	22.463	35.822	49.602	263.3	26:03.072																					
11	1:48.978	23.226	35.461	50.291	260.7	27:52.050																					
102	Claudio SCHIAVONI						ITA																				
	Scuderia Niki - Iron Lynx						488 Challenge EVO																				
1	2:24.293	45.540	42.117	56.636	135.0	2:24.293																					
2	1:50.763	23.670	36.481	50.612	236.2	4:15.056																					
3	1:54.203	22.932	37.345	53.926	263.3	6:09.259																					
4	1:46.330	22.465	35.169	48.696	262.6	7:55.589																					
5	1:46.963	22.738	35.156	49.069	264.6	9:42.552																					
6	1:46.141	22.331	35.058	48.752	261.3	11:28.693																					
7	4:27.462 B	22.340	35.480	3:29.642	262.6	15:56.155																					
8	2:13.639	41.797	38.744	53.098	155.9	18:09.794																					
9	1:54.265	24.101	36.113	54.051	247.3	20:04.059																					
10	1:45.806	22.174	35.088	48.544	262.0	21:49.865																					
11	1:45.358	22.109	34.788	48.461	262.6	23:35.223																					
12	1:45.100	22.013	34.944	48.143	263.9	25:20.323																					
13	1:45.943	21.954	34.950	49.039	264.6	27:06.266																					
103	Franz ENGSTLER						DEU																				
	Scuderia GT						488 Challenge EVO																				
1	2:38.402	58.091	44.154	56.157	140.4	2:38.402																					
2	1:52.721	24.455	37.937	50.329	251.4	4:31.123																					
3	1:47.283	22.528	35.750	49.005	267.3	6:18.406																					
4	1:48.980	22.162	36.434	50.384	265.3	8:07.386																					
5	5:00.344 B	22.509	35.172	4:02.663	265.9	13:07.730																					
6	2:25.463	46.206	41.801	57.456	153.6	15:33.193																					
7	1:50.992	22.131	34.593	54.268	263.9	17:24.185																					
8	1:44.405	21.592	34.563	48.250	263.3	19:08.590																					
9	1:51.170	22.458	39.472	49.240	265.3	20:59.760																					
10	1:44.811	21.511	34.487	48.813	263.9	22:44.571																					
11	1:48.578	22.627	35.665	50.286	265.3	24:33.149																					
12	1:44.607	21.830	34.667	48.110	264.6	26:17.756																					
104	Andreas KÖNIG						AUT																				
	Scuderia GT						488 Challenge EVO																				
1	2:58.711	1:13.451	45.117	1:00.143	124.5	2:58.711																					
2	2:10.267	28.511	44.493	57.263	200.8	5:08.978																					
3	1:54.507	22.774	36.535	55.198	260.7	7:03.485																					
4	1:48.506	22.591	35.690	50.225	261.3	8:51.991																					
5	1:55.110	22.280	36.231	56.599	260.7	10:47.101																					
6	1:48.658	22.615	35.651	50.392	256.9	12:35.759																					
7	1:47.625	22.218	35.451	49.956	259.4	14:23.384																					
8	8:07.883 B	24.206	38.085	7:05.592	228.1	22:31.267																					
9	2:10.678	41.034	37.843	51.801	153.4	24:41.945																					
105	Stuart MARSTON						GBR																				
	Maranello Sales						488 Challenge EVO																				
1	5:53.474 B	40.398	42.869	4:30.207	133.5	5:53.474																					
2	2:28.084	46.219	42.923	58.942	110.1	8:21.558																					
3	1:49.139	22.681	35.855	50.603	262.6	10:10.697																					
4	1:48.295	22.617	35.718	49.960	262.0	11:58.992																					
5	1:48.923	22.855	35.937	50.131	263.3	13:47.915																					
6	4:07.804 B	22.795	36.893	3:08.116	260.7	17:55.719																					
7	2:23.655	43.216	43.446	56.993	157.5	20:19.374																					
8	1:49.058	22.800	36.030	50.228	262.6	22:08.432																					
9	1:47.616	22.424	35.326	49.866	262.6	23:56.048																					
10	1:50.555	22.587	35.491	52.477	263.3	25:46.603																					
11	1:54.308	23.514	38.589	52.205	264.6	27:40.911																					
107	Jonathan SATCHELL						GBR																				
	HR Owen						488 Challenge EVO																				
1	2:29.601	47.742	44.154	57.705	155.4	2:29.601																					
2	1:53.523	24.918	37.261	51.344	252.0	4:23.124																					
3	1:50.711	23.397	36.436	50.878	253.8	6:13.835																					
4	4:46.550 B	25.082	41.189	3:40.279	224.7	11:00.385																					
5	2:13.991	41.952	39.539	52.500	128.8	13:14.376																					
6	1:50.119	23.981	36.196	49.942	241.1	15:04.495																					
7	1:48.129	22.399	35.918	49.812	257.5	16:52.624																					
8	1:48.457	22.504	35.983	49.970	256.9	18:41.081																					
9	3:11.163 B	25.110	43.346	2:02.707	210.4	21:52.244																					
10	2:03.495	37.634	35.550	50.311	182.8	23:55.739																					
11	1:47.368	22.360	35.559	49.449	259.4	25:43.107																					
12	1:51.078	22.345	37.682	51.051	259.4	27:34.185																					
109	Ernst KIRCHMAYR						AUT																				
	Baron Motorsport						488 Challenge EVO																				
1	2:50.822	1:10.871	42.843	57.108	137.6	2:50.822																					
2	1:49.533	23.545	36.063	49.925	262.0	4:40.355																					
3	1:52.319	22.362	38.293	51.664	265.3	6:32.674																					
4	2:19.874 B	22.296	37.323	1:20.255	265.3	8:52.548																					
5	8:32.771	6:53.808	45.893	53.070	164.3	17:25.319																					
6	1:50.263	22.228	35.052	52.983	265.3	19:15.582																					
7	1:44.698	21.906	34.692	48.100	264.6	21:00.280																					
8	2:05.608	25.950	37.593	1:02.065	234.2	23:05.888																					
9	1:45.361	22.148	34.632	48.581	263.9	24:51.249																					
10	1:58.373	27.302	40.134	50.937	202.0	26:49.622																					
11	1:44.830	21.856	34.678	48.296	264.6	28:34.452																					
111	Martinus RICHTER						DEU																				
	MERTEL Motorsport Racing						488 Challenge EVO																				
1	3:22.688	1:35.412	47.632	59.644	106.9	3:22.688																					
2	2:01.761	24.018	38.668	59.075	247.3	5:24.449																					
3	1:50.424	23.514	36.675	50.235	258.1	7:14.873																					
4	1:48.708	22.878	36.156	49.674	259.4	9:03.581																					
5	1:49.307	22.702	35.788	50.817	261.3	10:52.888																					
6	1:48.553	22.973	35.919	49.661	261.3	12:41.441																					
7	5:33.041 B	22.807	36.213	4:34.021	261.3	18:14.482																					
8	2:36.598	48.078	48.261	1:00.259	67.5	20:51.080																					
9	1:53.131	24.306	37.369	51.456	237.8	22:44.211																					



COPPA SHELL
IMOLA
Qualifying 2

Sector Analysis

Amended

— Invalidated Lap ■ Personal Best ■ Session Best B Crossing the pit lane

Lap	Time	Sector 1	Sector 2	Sector 3	T.Spd	Elapsed
10	1:51.035	24.066	35.945	51.024	260.7	24:35.246
11	1:46.722	22.486	35.300	48.936	263.3	26:21.968
12	<u>1:47.293</u>	22.445	<u>35.743</u>	49.105	262.6	28:09.261

113 **Henrik KAMSTRUP** DNK
Formula Racing 488 Challenge EVO

1	7:26.370	5:46.002	43.278	57.090	159.9	7:26.370
2	1:56.202	25.866	38.442	51.894	182.8	9:22.572
3	<u>1:46.678</u>	22.210	35.561	<u>48.907</u>	266.6	11:09.250
4	1:46.571	22.251	35.553	<u>48.767</u>	267.3	12:55.821
5	1:45.987	22.101	35.332	48.554	265.9	14:41.808
6	1:46.167	21.882	35.357	48.928	265.9	16:27.975
7	2:01.547	24.656	38.183	58.708	254.4	18:29.522
8	3:37.663 B	22.775	35.805	2:39.083	253.2	22:07.185
9	2:05.994	39.220	36.609	50.165	173.5	24:13.179
10	1:47.859	22.519	36.014	49.326	267.3	26:01.038
11	1:46.425	22.286	35.295	48.844	267.3	27:47.463

120 **Guy FAWE** BEL
Scuderia FMA 488 Challenge EVO

1	2:40.167	1:00.812	43.193	56.162	128.3	2:40.167
2	1:53.008	23.819	37.862	51.327	253.2	4:33.175
3	1:50.128	23.020	36.124	50.984	266.6	6:23.303
4	1:49.541	22.429	36.373	50.739	265.9	8:12.844
5	2:23.116 B	22.790	36.035	1:24.291	266.6	10:35.960
6	4:36.489	3:04.913	39.082	52.494	165.6	15:12.449
7	1:49.602	23.655	36.067	<u>49.880</u>	263.3	17:02.051
8	1:46.922	22.220	35.602	49.100	265.3	18:48.973
9	<u>1:47.087</u>	22.284	<u>35.595</u>	49.208	265.3	20:36.060
10	<u>1:46.654</u>	21.996	<u>35.229</u>	<u>49.429</u>	265.9	22:22.714
11	1:47.161	22.455	35.140	49.566	253.8	24:09.875
12	<u>1:47.887</u>	23.251	35.507	<u>49.129</u>	267.3	25:57.762
13	1:47.251	22.226	35.508	49.517	266.6	27:45.013

121 **Peter CHRISTENSEN** DNK
Formula Racing 488 Challenge EVO

1	2:59.350	1:14.745	45.300	59.305	126.2	2:59.350
2	1:53.035	27.233	36.391	49.411	213.4	4:52.385
3	1:46.750	22.533	35.147	49.070	264.6	6:39.135
4	1:46.234	22.187	35.114	48.933	263.9	8:25.369
5	7:40.553 B	22.187	35.310	6:43.056	264.6	16:05.922
6	2:29.084	47.951	44.795	56.338	135.9	18:35.006
7	1:56.839	23.510	36.057	57.272	228.1	20:31.845
8	1:49.397	22.196	35.152	52.049	264.6	22:21.242
9	1:46.398	22.207	35.544	48.647	262.0	24:07.640
10	1:45.617	22.338	34.758	48.521	264.6	25:53.257
11	1:45.542	22.108	34.992	48.442	265.3	27:38.799

122 **Ashish PATEL** USA
Kessel Racing 488 Challenge EVO

1	2:21.697	41.797	42.913	56.987	145.2	2:21.697
2	<u>1:52.641</u>	24.126	<u>37.570</u>	50.945	246.1	4:14.338
3	1:50.855	23.307	37.171	50.377	259.4	6:05.193
4	1:49.003	22.885	36.235	49.883	260.0	7:54.196
5	4:04.239 B	24.970	43.981	2:55.288	260.0	11:58.435
6	2:12.670	42.847	38.473	51.350	156.1	14:11.105
7	1:48.936	22.768	36.371	49.797	260.0	16:00.041

Lap	Time	Sector 1	Sector 2	Sector 3	T.Spd	Elapsed
8	1:47.785	22.518	35.566	49.701	260.0	17:47.826
9	1:48.445	22.471	35.642	50.332	261.3	19:36.271
10	1:47.860	22.753	35.533	49.574	262.0	21:24.131
11	1:47.013	22.522	35.520	48.971	262.0	23:11.144
12	1:58.019	22.529	38.630	56.860	262.0	25:09.163
13	1:47.376	22.530	35.125	49.721	262.6	26:56.539
14	1:47.338	22.469	35.842	49.027	262.6	28:43.877

126 **Joakim OLANDER** SWE
Scuderia Autoropa 488 Challenge EVO

1	3:42.464	2:06.562	41.118	54.784	145.4	3:42.464
2	1:57.517	26.941	38.568	52.008	223.3	5:39.981
3	1:52.182	22.563	35.682	53.937	262.6	7:32.163
4	1:49.515	22.253	36.857	50.405	264.6	9:21.678
5	1:46.247	22.000	35.305	48.942	262.6	11:07.925
6	4:17.484 B	22.308	39.798	3:15.378	261.3	15:25.409
7	2:29.354	46.486	41.590	1:01.278	115.8	17:54.763
8	1:56.474	26.369	38.075	52.030	178.2	19:51.237
9	1:45.055	21.863	34.786	48.406	263.3	21:36.292
10	1:44.930	21.866	34.676	48.388	263.3	23:21.222
11	1:57.399	23.547	39.219	54.633	249.6	25:18.621
12	1:56.801	22.019	38.559	56.223	263.9	27:15.422

127 **Tommy LINDROTH** SWE
Baron Motorsport 488 Challenge EVO

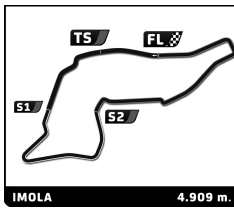
1	3:05.654	1:10.548	48.618	1:06.488	132.5	3:05.654
2	2:09.217	30.085	43.501	55.631	184.7	5:14.871
3	1:52.703	23.795	37.527	51.381	254.4	7:07.574
4	1:50.070	22.819	36.415	50.836	260.0	8:57.644
5	2:22.934 B	23.044	36.631	1:23.259	258.8	11:20.578
6	4:06.884	2:30.000	41.448	55.436	138.4	15:27.462
7	1:51.984	24.224	37.077	50.683	222.4	17:19.446
8	1:48.239	22.651	35.956	49.632	256.9	19:07.685
9	1:48.048	22.355	35.674	50.019	260.7	20:55.733
10	1:48.876	22.507	35.896	50.473	258.8	22:44.609
11	1:54.927	25.072	38.528	51.327	218.2	24:39.536
12	1:48.708	22.567	36.139	50.002	261.3	26:28.244
13	1:48.216	22.558	36.054	49.604	259.4	28:16.460

136 **Alexander NUSSBAUMER** AUT
Gohm Motorsport - Herter Racing 488 Challenge EVO

1	2:32.594	50.703	42.925	58.966	146.4	2:32.594
2	1:54.799	24.590	37.616	52.593	237.8	4:27.393
3	1:49.043	22.914	35.882	50.247	262.6	6:16.436
4	1:49.349	23.268	36.094	49.987	263.9	8:05.785
5	5:21.422 B	22.263	35.551	4:23.608	263.9	13:27.207
6	2:19.546	44.120	42.280	53.146	151.4	15:46.753
7	<u>1:50.487</u>	24.019	37.092	<u>49.376</u>	253.8	17:37.240
8	1:47.569	22.321	35.253	49.995	263.3	19:24.809
9	2:47.398 B	21.947	36.351	1:49.100	264.6	22:12.207
10	2:14.690	39.796	44.595	50.299	175.8	24:26.897
11	1:45.787	22.228	34.890	48.669	263.9	26:12.684
12	1:45.567	22.000	34.915	48.652	264.6	27:58.251

140 **Pino FRASCARO** ITA
Kessel Racing 488 Challenge EVO

1	2:23.975	44.725	42.382	56.868	137.5	2:23.975
---	----------	--------	--------	--------	-------	----------



COPPA SHELL IMOLA Qualifying 2

Sector Analysis

Amended

Invalidated Lap Personal Best Session Best Crossing the pit lane

Table with 14 columns: Lap, Time, Sector 1, Sector 2, Sector 3, T.Spd, Elapsed. Rows 2-13 showing lap data for various drivers.

150 Werner GENTER DEU Moll Sportwagen Hannover 488 Challenge EVO. Table with 7 columns: Lap, Time, Sector 1, Sector 2, Sector 3, T.Spd, Elapsed.

159 Matthias MOSER DEU Baron Motorsport 488 Challenge EVO. Table with 7 columns: Lap, Time, Sector 1, Sector 2, Sector 3, T.Spd, Elapsed.

161 Thomas GOSTNER ITA CDP - MP Racing 488 Challenge EVO. Table with 7 columns: Lap, Time, Sector 1, Sector 2, Sector 3, T.Spd, Elapsed.

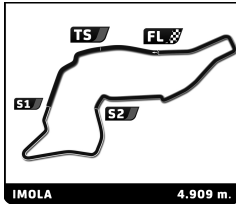
169 Paul ROGERS GBR JCT600 Leeds 488 Challenge EVO. Table with 7 columns: Lap, Time, Sector 1, Sector 2, Sector 3, T.Spd, Elapsed.

173 Corinna GOSTNER ITA CDP - MP Racing 488 Challenge EVO. Table with 7 columns: Lap, Time, Sector 1, Sector 2, Sector 3, T.Spd, Elapsed.

177 Fons SCHELTEMA NLD Kessel Racing 488 Challenge EVO. Table with 7 columns: Lap, Time, Sector 1, Sector 2, Sector 3, T.Spd, Elapsed.

178 Axel SARTINGEN DEU Lueg Sportivo - Herter Racing 488 Challenge EVO. Table with 7 columns: Lap, Time, Sector 1, Sector 2, Sector 3, T.Spd, Elapsed.

181 Maurizio PITORRI ITA CDP - Best Lap 488 Challenge EVO. Table with 7 columns: Lap, Time, Sector 1, Sector 2, Sector 3, T.Spd, Elapsed.



COPPA SHELL
IMOLA
Qualifying 2

Sector Analysis

Amended

— Invalidated Lap ■ Personal Best ■ Session Best B Crossing the pit lane

Lap	Time	Sector 1	Sector 2	Sector 3	T.Spd	Elapsed	Lap	Time	Sector 1	Sector 2	Sector 3	T.Spd	Elapsed
2	1:55.843	24.498	38.545	52.800	229.6	4:30.455							
3	<u>1:50.962</u>	22.919	<u>37.114</u>	50.929	258.8	6:21.417							
4	1:50.152	22.556	36.507	51.089	259.4	8:11.569							
5	<u>5:36.179</u> B	22.539	36.251	<u>4:37.389</u>	261.3	13:47.748							
6	2:24.111	44.807	42.628	56.676	142.4	16:11.859							
7	1:55.171	24.575	38.230	52.366	236.2	18:07.030							
8	1:49.235	22.887	35.972	50.376	256.3	19:56.265							
9	1:48.045	22.502	35.850	49.693	261.3	21:44.310							
10	1:47.143	22.354	35.433	49.356	262.6	23:31.453							
11	<u>2:01.382</u>	25.319	<u>41.576</u>	54.487	243.3	25:32.835							
12	1:48.471	23.094	35.770	49.607	263.3	27:21.306							

183 Christian HERDT-WIPPER DEU
Saggio München 488 Challenge EVO

1	3:02.423	1:21.995	41.875	58.553	105.4	3:02.423
2	1:56.398	25.305	37.973	53.120	228.6	4:58.821
3	<u>1:47.792</u>	22.321	35.765	<u>49.706</u>	265.3	6:46.613
4	1:47.750	22.514	35.425	49.811	264.6	8:34.363
5	7:23.961 B	22.055	35.285	6:26.621	263.9	15:58.324
6	2:19.907	44.343	41.370	54.194	156.1	18:18.231
7	<u>1:52.144</u>	23.883	37.486	<u>50.775</u>	252.6	20:10.375
8	1:46.356	22.285	35.002	49.069	266.6	21:56.731
9	1:46.239	22.060	35.026	49.153	267.3	23:42.970
10	1:46.360	21.946	35.159	49.255	265.3	25:29.330
11	1:46.570	22.361	34.848	49.361	265.3	27:15.900

188 Josef SCHUMACHER DEU
Eberlein Automobile 488 Challenge EVO

1	3:03.061	1:22.546	42.311	58.204	92.9	3:03.061
2	1:57.357	25.217	38.714	53.426	221.4	5:00.418
3	1:50.197	23.100	36.342	50.755	258.1	6:50.615
4	1:50.418	22.886	36.504	51.028	257.5	8:41.033
5	4:28.693 B	23.079	36.926	3:28.688	256.9	13:09.726
6	2:25.271	46.401	41.436	57.434	160.9	15:34.997
7	1:52.949	24.467	37.684	50.798	226.2	17:27.946
8	<u>1:48.618</u>	22.754	<u>35.622</u>	50.242	260.7	19:16.564
9	1:48.063	22.503	35.534	50.026	260.7	21:04.627
10	1:50.623	22.695	36.835	51.093	259.4	22:55.250
11	1:49.799	22.785	36.242	50.772	259.4	24:45.049
12	1:49.369	22.621	36.140	50.608	260.0	26:34.418

193 Manuela GOSTNER ITA
CDP - MP Racing 488 Challenge EVO

1	2:29.819	52.483	41.643	55.693	142.6	2:29.819
2	1:52.444	24.033	36.589	51.822	245.6	4:22.263
3	2:01.941	22.704	36.304	1:02.933	253.2	6:24.204
4	1:56.160	22.946	43.296	49.918	250.8	8:20.364
5	1:46.339	22.421	35.332	48.586	265.3	10:06.703
6	<u>1:47.217</u>	22.213	35.355	49.649	265.3	11:53.920
7	1:45.965	22.139	35.142	48.684	263.9	13:39.885
8	2:25.395 B	22.382	36.035	1:26.978	263.9	16:05.280
9	4:03.060	2:30.189	38.196	54.675	119.1	20:08.340
10	1:46.218	22.634	35.503	48.081	261.3	21:54.558
11	1:45.247	22.122	34.982	48.143	266.6	23:39.805
12	1:44.800	21.833	34.925	48.042	266.6	25:24.605
13	1:44.551	21.820	34.661	48.070	265.9	27:09.156