

COPPA SHELL IMOLA Race 1

Sector Analysis

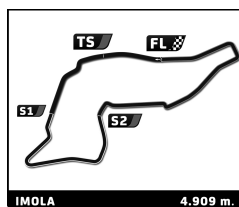
Invalidated Lap

Personal Best

Session Best

Crossing the pit lane

Table with 12 columns: Lap, Time, Sector 1, Sector 2, Sector 3, T.Spd, Elapsed. Rows include drivers Roman ZIEMIAN, Paolo SCUDIERI, Claudio SCHIAVONI, Franz ENGSTLER, Andreas KÖNIG, Stuart MARSTON, and Jonathan SATCHELL with their respective lap times and sector data.



COPPA SHELL  
IMOLA  
Race 1

Sector Analysis

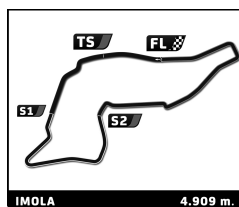
— Invalidated Lap

■ Personal Best

■ Session Best

B Crossing the pit lane

Lap	Time	Sector 1	Sector 2	Sector 3	T.Sp	Elapsed	Lap	Time	Sector 1	Sector 2	Sector 3	T.Sp	Elapsed
16	1:51.247	23.886	36.814	50.547	262.0	32:02.476							
<b>109</b>	<b>Ernst KIRCHMAYR</b>					AUT	<b>120</b>	<b>Guy FAWE</b>					BEL
	Baron Motorsport					488 Challenge EVO		Scuderia FMA					488 Challenge EVO
1	1:50.452	24.607	36.252	49.593		1:50.452	1	2:02.392	33.684	37.577	51.131		2:02.392
2	1:48.120	22.771	35.848	49.501	258.1	3:38.572	2	1:50.328	23.445	36.515	50.368	247.3	3:52.720
3	1:47.331	22.322	35.791	49.218	265.3	5:25.903	3	1:49.194	22.749	36.236	50.209	265.9	5:41.914
4	1:47.055	22.214	35.610	49.231	263.3	7:12.958	4	1:49.593	22.919	36.668	50.006	255.7	7:31.507
5	1:46.991	<b>22.145</b>	35.522	49.324	263.9	8:59.949	5	1:51.734	22.794	36.112	52.828	267.9	9:23.241
6	2:42.790B	22.162	35.473	1:45.155	263.9	11:42.739	6	1:50.614	23.029	36.491	51.094	265.3	11:13.855
7	2:57.463	1:26.680	40.351	50.432	164.3	14:40.202	7	1:50.144	23.283	36.424	50.437	260.7	13:03.999
8	1:47.485	22.570	35.697	49.218	264.6	16:27.687	8	<b>1:48.655</b>	<b>22.695</b>	35.905	50.055	265.3	14:52.654
9	<b>1:46.899</b>	22.517	<b>35.311</b>	<b>49.071</b>	265.3	18:14.586	9	1:49.675	23.419	36.076	50.180	232.1	16:42.329
10	1:58.763	23.610	37.954	57.199	265.3	20:13.349	10	1:50.627	24.255	36.174	50.198	267.3	18:32.956
11	3:10.134	27.995	1:07.148	1:34.991	236.2	23:23.483	11	1:51.891	23.075	36.222	52.594	267.3	20:24.847
12	3:02.940	49.657	54.930	1:18.353	85.5	26:26.423	12	3:04.750	24.666	1:04.000	1:36.084	212.5	23:29.597
13	<u>1:50.210</u>	23.919	<u>36.265</u>	50.026	244.4	28:16.633	13	3:01.842	50.406	53.301	1:18.135	75.7	26:31.439
14	1:47.908	22.663	35.599	49.646	265.3	30:04.541	14	1:49.657	23.112	36.055	50.490	262.6	28:21.096
15	1:47.609	22.759	35.433	49.417	265.3	31:52.150	15	1:48.923	23.038	35.741	50.144	260.7	30:10.019
							16	1:48.735	23.591	<b>35.533</b>	<b>49.611</b>	249.0	31:58.754
<b>111</b>	<b>Martinus RICHTER</b>					DEU	<b>121</b>	<b>Peter CHRISTENSEN</b>					DNK
	MERTEL Motorsport Racing					488 Challenge EVO		Formula Racing					488 Challenge EVO
1	1:57.642	28.763	37.580	51.299		1:57.642	1	1:51.503	25.805	36.187	49.511		1:51.503
2	1:50.127	23.263	36.218	50.646	261.3	3:47.769	2	1:48.140	22.802	35.724	49.614	259.4	3:39.643
3	1:49.412	23.032	36.060	50.320	261.3	5:37.181	3	1:47.544	22.611	35.563	49.370	264.6	5:27.187
4	1:49.436	22.754	36.088	50.594	262.6	7:26.617	4	1:47.378	22.435	35.532	49.411	265.3	7:14.565
5	<b>1:48.524</b>	<b>22.466</b>	35.701	50.357	261.3	9:15.141	5	<b>1:46.774</b>	<b>22.408</b>	35.213	<b>49.153</b>	265.3	9:01.339
6	1:50.576	22.978	36.187	51.411	262.6	11:05.717	6	1:46.919	22.534	<b>35.205</b>	49.180	265.9	10:48.258
7	<u>1:50.475</u>	23.511	<u>36.847</u>	50.117	253.2	12:56.192	7	1:48.348	23.287	35.654	49.407	253.2	12:36.606
8	1:48.658	22.845	35.916	49.897	261.3	14:44.850	8	1:47.224	22.535	35.349	49.340	265.3	14:23.830
9	<u>1:48.622</u>	22.663	35.920	<u>50.039</u>	263.9	16:33.472	9	1:47.135	22.565	35.250	49.320	265.9	16:10.965
10	1:48.904	23.827	<b>35.499</b>	<b>49.578</b>	261.3	18:22.376	10	1:47.452	22.659	35.626	49.167	265.3	17:58.417
11	1:56.968	22.719	40.616	53.633	262.0	20:19.344	11	<u>1:50.868</u>	22.641	<u>35.706</u>	52.521	265.9	19:49.285
12	3:05.153	25.818	1:04.134	1:35.201	213.8	23:24.497	12	3:30.634	44.745	1:09.866	1:36.023	159.4	23:19.919
13	3:02.771	49.359	55.011	1:18.401	84.1	26:27.268	13	3:03.631	47.125	56.318	1:20.188	103.3	26:23.550
14	1:50.184	23.818	36.242	50.124	232.1	28:17.452	14	1:48.410	23.157	35.749	49.504	256.3	28:11.960
15	<u>1:49.087</u>	22.830	36.038	<u>50.219</u>	262.0	30:06.539	15	1:47.593	22.495	35.714	49.384	265.3	29:59.553
16	<u>1:48.949</u>	22.822	<u>35.915</u>	<u>50.212</u>	261.3	31:55.488	16	1:47.739	22.676	35.596	49.467	266.6	31:47.292
<b>113</b>	<b>Henrik KAMSTRUP</b>					DNK	<b>122</b>	<b>Ashish PATEL</b>					USA
	Formula Racing					488 Challenge EVO		Kessel Racing					488 Challenge EVO
1	1:55.962	27.808	37.164	50.990		1:55.962	1	1:58.204	29.185	37.738	51.281		1:58.204
2	1:48.836	23.050	35.954	49.832	256.3	3:44.798	2	1:50.171	22.980	36.449	50.742	263.9	3:48.375
3	1:48.582	22.887	35.836	49.859	263.9	5:33.380	3	1:49.430	22.964	36.022	50.444	263.3	5:37.805
4	1:48.696	22.715	36.118	49.863	267.3	7:22.076	4	1:49.266	22.848	35.863	50.555	264.6	7:27.071
5	1:47.439	<b>22.208</b>	35.833	49.398	265.9	9:09.515	5	1:48.372	22.852	<b>35.751</b>	49.769	263.9	9:15.443
6	1:49.489	22.455	35.824	51.210	265.9	10:59.004	6	1:50.887	22.992	36.568	51.327	265.9	11:06.330
7	1:49.261	23.188	35.993	50.080	257.5	12:48.265	7	1:50.551	23.304	36.870	50.377	264.6	12:56.881
8	1:48.871	22.527	36.558	49.786	264.6	14:37.136	8	1:48.511	22.684	35.891	49.936	263.9	14:45.392
9	<b>1:47.351</b>	22.579	<b>35.568</b>	49.204	264.6	16:24.487	9	<b>1:48.312</b>	22.674	36.158	49.480	263.9	16:33.704
10	1:48.640	22.716	36.510	49.414	265.9	18:13.127	10	2:09.123	43.504	36.157	<b>49.462</b>	265.3	18:42.827
11	1:51.463	22.689	36.247	52.527	265.3	20:04.590	11	1:49.388	<b>22.502</b>	36.143	50.743	262.6	20:32.215
12	3:18.001	35.462	1:07.782	1:34.757	202.0	23:22.591	12	3:00.073	23.478	1:01.759	1:34.836	263.9	23:32.288
13	3:03.274	49.444	54.915	1:18.915	82.4	26:25.865	13	3:01.524	51.314	52.312	1:17.898	86.0	26:33.812
14	1:49.637	23.626	36.247	49.764	235.2	28:15.502	14	1:50.653	23.257	36.642	50.754	260.7	28:24.465
15	1:47.860	22.791	35.914	<b>49.155</b>	263.9	30:03.362	15	1:49.296	22.568	36.616	50.112	265.9	30:13.761
16	<u>1:47.931</u>	22.566	<u>35.792</u>	49.573	267.9	31:51.293	16	1:50.396	23.364	36.606	50.426	267.9	32:04.157



COPPA SHELL IMOLA Race 1

Sector Analysis

Invalidated Lap Personal Best Session Best Crossing the pit lane

Table for driver Tommy LINDROTH (SWE) showing lap times and sector data for 16 laps.

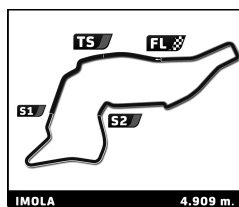
Table for driver Werner GENTER (DEU) showing lap times and sector data for 16 laps.

Table for driver Alexander NUSSBAUMER (AUT) showing lap times and sector data for 16 laps.

Table for driver Matthias MOSER (DEU) showing lap times and sector data for 16 laps.

Table for driver Pino FRASCARO (ITA) showing lap times and sector data for 16 laps.

Table for driver Thomas GOSTNER (ITA) showing lap times and sector data for 16 laps.



COPPA SHELL  
IMOLA  
Race 1

Sector Analysis

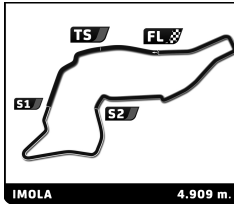
— Invalidated Lap

■ Personal Best

■ Session Best

B Crossing the pit lane

Lap	Time	Sector 1	Sector 2	Sector 3	T.Sp	Elapsed	Lap	Time	Sector 1	Sector 2	Sector 3	T.Sp	Elapsed	
<b>169</b>	<b>Paul ROGERS</b> GBR							6	1:46.769	22.032	35.016	49.721	266.6	10:38.513
	JCT600 Leeds 488 Challenge EVO							7	1:47.582	22.982	35.500	49.100	249.0	12:26.095
1	2:04.454	34.019	38.436	51.999		2:04.454	8	1:46.037	22.219	35.197	48.621	265.3	14:12.132	
2	1:51.632	23.004	37.222	51.406	250.2	3:56.086	9	1:45.581	22.119	35.148	48.314	267.9	15:57.713	
3	1:51.467	23.087	37.262	51.118	253.2	5:47.553	10	1:46.302	22.293	35.444	48.565	267.3	17:44.015	
4	1:50.784	23.245	36.483	51.056	263.9	7:38.337	11	1:54.952	22.240	35.545	57.167	267.9	19:38.967	
5	3:48.448B	23.075	36.177	2:49.196	260.7	11:26.785	12	3:37.963	52.148	1:09.956	1:35.859	59.4	23:16.930	
6	2:05.880	38.297	36.653	50.930	170.7	13:32.665	13	3:05.150	47.262	57.105	1:20.783	99.5	26:22.080	
7	1:49.692	23.101	36.129	50.462	254.4	15:22.357	14	1:47.096	22.867	35.553	48.676	262.6	28:09.176	
8	1:49.643	22.766	36.183	50.694	260.7	17:12.000	15	1:46.111	22.059	35.196	48.856	266.6	29:55.287	
9	1:53.682	23.354	38.166	52.162	263.3	19:05.682	16	1:47.047	22.389	35.616	49.042	265.3	31:42.334	
10	1:57.053	26.093	38.572	52.388	203.9	21:02.735								
11	2:33.332	24.959	37.624	1:30.749	210.8	23:36.067								
12	3:00.889	52.365	52.373	1:16.151	82.0	26:36.956								
13	1:51.869	23.561	37.167	51.141	241.6	28:28.825								
14	1:53.171	23.307	37.598	52.266	255.7	30:21.996								
15	1:52.974	23.369	36.924	52.681	257.5	32:14.970								
<b>173</b>	<b>Corinna GOSTNER</b> ITA							<b>181</b>	<b>Maurizio PITORRI</b> ITA					
	CDP - MP Racing 488 Challenge EVO								CDP - Best Lap 488 Challenge EVO					
1	1:52.653	26.018	36.632	50.003		1:52.653	1	1:56.720	28.241	37.561	50.918		1:56.720	
2	1:47.870	22.647	35.787	49.436	267.3	3:40.523	2	1:49.677	23.080	36.328	50.269	263.3	3:46.397	
3	1:47.701	22.385	35.743	49.573	269.3	5:28.224	3	1:49.464	22.716	36.329	50.419	261.3	5:35.861	
4	1:47.108	22.216	35.660	49.232	267.9	7:15.332	4	1:49.616	22.927	36.383	50.306	263.3	7:25.477	
5	1:46.573	22.159	35.385	49.029	269.3	9:01.905	5	1:49.102	22.735	36.110	50.257	262.0	9:14.579	
6	1:48.039	22.528	35.783	49.728	267.9	10:49.944	6	1:51.007	23.202	36.041	51.764	262.0	11:05.586	
7	1:48.515	22.635	36.273	49.607	265.9	12:38.459	7	1:49.932	23.311	36.025	50.596	262.0	12:55.518	
8	1:46.638	22.527	35.288	48.823	264.6	14:25.097	8	1:48.825	22.890	36.098	49.837	260.0	14:44.343	
9	2:12.974B	22.402	35.543	1:15.029	267.9	16:38.071	9	1:48.160	22.762	35.780	49.618	263.3	16:32.503	
							10	1:49.209	22.801	36.248	50.160	262.6	18:21.712	
							11	1:59.254	22.962	41.472	54.820	262.0	20:20.966	
							12	3:04.812	25.664	1:03.548	1:35.600	219.6	23:25.778	
							13	3:02.424	49.097	54.864	1:18.463	90.1	26:28.202	
							14	1:51.440	23.908	36.915	50.617	236.8	28:19.642	
							15	1:50.170	23.090	36.384	50.696	264.6	30:09.812	
							16	2:01.252	30.776	38.462	52.014	264.6	32:11.064	
<b>177</b>	<b>Fons SCHELTEMA</b> NLD							<b>183</b>	<b>Christian HERDT-WIPPER</b> DEU					
	Kessel Racing 488 Challenge EVO								Saggio München 488 Challenge EVO					
1	1:53.334	26.522	36.703	50.109		1:53.334	1	1:54.992	27.088	37.337	50.567		1:54.992	
2	1:48.180	22.484	35.785	49.911	266.6	3:41.514	2	1:48.154	22.687	35.593	49.874	266.6	3:43.146	
3	1:47.551	22.338	35.505	49.708	266.6	5:29.065	3	1:48.164	22.478	35.675	50.011	267.9	5:31.310	
4	1:46.898	22.332	35.279	49.287	266.6	7:15.963	4	1:48.126	22.547	35.819	49.760	267.3	7:19.436	
5	1:47.235	22.226	35.402	49.607	266.6	9:03.198	5	1:47.713	22.469	35.554	49.690	266.6	9:07.149	
6	1:47.992	22.320	35.462	50.210	265.3	10:51.190	6	1:48.651	22.455	35.624	50.572	266.6	10:55.800	
7	1:48.133	22.728	35.413	49.992	263.9	12:39.323	7	1:48.103	22.750	35.549	49.804	263.3	12:43.903	
8	1:47.094	22.441	35.435	49.218	265.3	14:26.417	8	1:48.386	23.263	35.460	49.663	225.2	14:32.289	
9	1:47.307	22.132	35.298	49.877	265.9	16:13.724	9	1:47.552	22.439	35.539	49.574	265.3	16:19.841	
10	1:47.157	22.343	35.338	49.476	263.9	18:00.881	10	1:47.297	22.224	35.383	49.690	265.3	18:07.138	
11	1:50.480	22.590	35.415	52.475	266.6	19:51.361	11	1:56.165	22.681	37.769	55.715	263.3	20:03.303	
12	3:29.296	44.571	1:09.001	1:35.724	173.5	23:20.657	12	3:18.921	34.834	1:08.505	1:35.582	197.5	23:22.224	
13	3:03.644	47.590	55.873	1:20.181	95.9	26:24.301	13	3:02.746	48.199	55.207	1:19.340	90.2	26:24.970	
14	1:48.245	22.913	35.630	49.702	260.7	28:12.546	14	1:49.569	23.444	36.344	49.781	263.3	28:14.539	
15	1:47.721	22.283	35.710	49.728	267.9	30:00.267	15	1:47.371	22.313	35.640	49.418	268.6	30:01.910	
16	1:47.537	22.315	35.766	49.456	267.9	31:47.804	16	1:48.858	22.572	36.104	50.182	267.9	31:50.768	
<b>178</b>	<b>Axel SARTINGEN</b> DEU							<b>188</b>	<b>Josef SCHUMACHER</b> DEU					
	Lueg Sportivo - Herter Racing 488 Challenge EVO								Eberlein Automobile 488 Challenge EVO					
1	1:47.506	22.654	35.980	48.872		1:47.506	1	2:02.209	33.251	37.579	51.379		2:02.209	
2	1:46.512	22.390	35.349	48.773	263.9	3:34.018	2	1:51.648	23.292	36.393	51.963	259.4	3:53.857	
3	1:45.921	22.211	35.049	48.661	265.3	5:19.939	3	1:50.663	22.822	36.225	51.616	258.8	5:44.520	
4	1:45.718	22.183	34.990	48.545	265.3	7:05.657	4	1:50.539	22.981	36.455	51.103	256.9	7:35.059	
5	1:46.087	22.001	35.026	49.060	265.3	8:51.744	5	1:52.239	23.116	36.300	52.823	256.3	9:27.298	



COPPA SHELL  
IMOLA  
Race 1

Sector Analysis

— Invalidated Lap    ■ Personal Best    ■ Session Best    B Crossing the pit lane

Lap	Time	Sector 1	Sector 2	Sector 3	T.Sp	Elapsed	Lap	Time	Sector 1	Sector 2	Sector 3	T.Sp	Elapsed
6	1:57.240	26.254	38.005	52.981	225.2	11:24.538							
7	1:54.030	24.263	37.739	52.028	258.8	13:18.568							
8	1:50.859	23.813	36.309	50.737	256.3	15:09.427							
9	1:55.238	27.027	37.376	50.835	257.5	17:04.665							
10	1:50.312	23.394	36.374	50.544	258.1	18:54.977							
11	1:52.525	24.132	36.625	51.768	238.9	20:47.502							
12	2:46.429	24.993	47.079	1:34.357	209.6	23:33.931							
13	3:00.665	51.093	51.766	1:17.806	79.3	26:34.596							
14	1:50.432	23.506	36.291	50.635	256.3	28:25.028							
15	1:49.832	22.800	36.434	50.598	263.3	30:14.860							
16	1:50.632	23.211	36.203	51.218	261.3	32:05.492							

193

Manuela GOSTNER

ITA

CDP - MP Racing

488 Challenge EVO

1	1:50.303	24.030	36.196	50.077		1:50.303
2	1:47.824	22.663	35.606	49.555	261.3	3:38.127
3	1:47.036	22.433	35.644	48.959	265.9	5:25.163
4	1:47.073	22.329	35.701	49.043	263.9	7:12.236
5	1:47.072	22.383	35.657	49.032	265.3	8:59.308
6	1:48.204	22.277	35.598	50.329	265.9	10:47.512
7	1:48.568	23.530	35.697	49.341	249.6	12:36.080
8	1:46.766	22.350	35.544	48.872	265.3	14:22.846
9	1:46.863	22.232	35.544	49.087	266.6	16:09.709
10	1:47.493	22.630	35.716	49.147	266.6	17:57.202
11	1:49.685	22.352	35.566	51.767	267.3	19:46.887
12	3:31.971	46.114	1:09.947	1:35.910	144.6	23:18.858
13	3:03.905	47.430	56.296	1:20.179	96.5	26:22.763
14	1:48.654	23.088	35.974	49.592	240.5	28:11.417
15	1:47.507	22.424	35.828	49.255	267.9	29:58.924
16	1:47.540	22.370	36.000	49.170	266.6	31:46.464