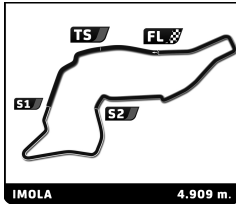


COPPA SHELL IMOLA Qualifying 1

Sector Analysis

Invalidated Lap Personal Best Session Best Crossing the pit lane

Table with columns: Lap, Time, Sector 1, Sector 2, Sector 3, T.Sp, Elapsed. Rows include drivers: Roman ZIEMIAN, Paolo SCUDIERI, Claudio SCHIAVONI, Franz ENGSTLER, Andreas KÖNIG, Stuart MARSTON, Jonathan SATCHELL, Ernst KIRCHMAYR, Martinus RICHTER.



COPPA SHELL
IMOLA
Qualifying 1

Sector Analysis

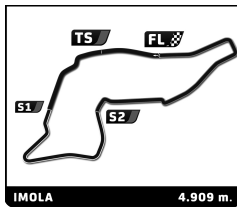
— Invalidated Lap

■ Personal Best

■ Session Best

B Crossing the pit lane

Lap	Time	Sector 1	Sector 2	Sector 3	T.Sp	Elapsed	Lap	Time	Sector 1	Sector 2	Sector 3	T.Sp	Elapsed
111	Henrik KAMSTRUP DNK Formula Racing 488 Challenge EVO						11	1:48.178	22.376	36.039	49.763	260.0	35:55.703
1	7:28.332	5:36.168	47.795	1:04.369	137.1	7:28.332							
2	4:43.912B	28.100	42.221	3:33.591	179.7	12:12.244							
3	5:30.957	3:46.346	42.422	1:02.189	153.2	17:43.201							
4	2:01.982	27.292	39.485	55.205	176.7	19:45.183							
5	2:00.731	25.423	38.414	56.894	210.8	21:45.914							
6	1:49.769	23.021	36.430	50.318	264.6	23:35.683							
7	1:48.879	22.530	36.343	50.006	265.3	25:24.562							
8	1:48.223	22.606	35.833	49.784	264.6	27:12.785							
9	1:47.835	22.343	35.806	49.686	264.6	29:00.620							
10	1:47.812	22.424	35.954	49.434	264.6	30:48.432							
11	1:46.919	22.168	35.597	49.154	265.3	32:35.351							
12	1:51.497	22.470	35.825	53.202	265.9	34:26.848							
120	Guy FAWE BEL Scuderia FMA 488 Challenge EVO						126	Joakim OLANDER SWE Scuderia Autoropa 488 Challenge EVO					
1	2:44.465	50.287	52.965	1:01.213	98.6	2:44.465	1	21:37.960	...	44.639	1:02.912	134.8	21:37.960
2	1:59.242	26.056	40.027	53.159	216.0	4:43.707	2	2:00.320	26.515	39.112	54.693	207.9	23:38.280
3	1:54.266	23.703	36.892	53.671	262.0	6:37.973	3	1:53.247	23.377	37.435	52.435	262.6	25:31.527
4	1:53.915	23.987	37.326	52.602	247.3	8:31.888	4	1:46.424	22.334	35.276	48.814	262.6	27:17.951
5	2:51.715B	24.055	37.658	1:50.002	245.0	11:23.603	5	1:45.575	22.186	34.903	48.486	263.3	29:03.526
6	6:14.988	4:31.980	42.968	1:00.040	140.4	17:38.591	6	1:50.096	22.020	35.068	53.008	262.6	30:53.622
7	2:03.586	25.699	40.485	57.402	242.7	19:42.177	7	1:45.727	22.204	34.799	48.724	262.0	32:39.349
8	1:51.994	23.674	37.010	51.310	240.0	21:34.171	8	1:46.411	21.976	35.182	49.253	262.0	34:25.760
9	1:50.393	23.125	36.469	50.799	262.0	23:24.564							
10	1:49.664	22.810	36.217	50.637	263.3	25:14.228							
11	1:48.604	22.453	35.951	50.200	265.9	27:02.832							
12	1:48.478	22.486	36.007	49.985	265.3	28:51.310							
13	1:48.562	23.129	35.640	49.793	245.0	30:39.872							
14	1:48.457	22.450	35.782	50.225	264.6	32:28.329							
15	1:48.583	22.391	36.289	49.903	257.5	34:16.912							
16	1:48.743	22.564	35.863	50.316	260.7	36:05.655							
121	Peter CHRISTENSEN DNK Formula Racing 488 Challenge EVO						127	Tommy LINDROTH SWE Baron Motorsport 488 Challenge EVO					
1	25:02.174	...	43.271	1:02.994	118.9	25:02.174	1	11:35.861B	9:03.708	49.943	1:42.210	98.3	11:35.861
2	1:55.563	24.655	40.338	50.570	242.8	26:57.737	2	6:02.195	4:15.759	46.030	1:00.406	138.5	17:38.056
3	1:47.146	22.759	35.168	49.219	262.6	28:44.883	3	2:00.668	25.776	39.596	55.296	215.1	19:38.724
4	1:46.392	22.395	35.025	48.972	262.6	30:31.275	4	1:54.052	24.098	38.384	51.570	241.1	21:32.776
5	1:47.182	21.989	34.937	50.256	262.6	32:18.457	5	1:49.326	22.725	36.373	50.228	258.8	23:22.102
6	1:45.682	22.175	34.896	48.611	263.3	34:04.139	6	1:49.417	22.939	36.110	50.368	258.8	25:11.519
7	1:45.321	22.061	34.938	48.322	263.3	35:49.460	7	1:48.670	22.685	35.963	50.022	258.8	27:00.189
122	Ashish PATEL USA Kessel Racing 488 Challenge EVO						128	Alexander NUSSBAUMER AUT Gohm Motorsport - Herter Racing 488 Challenge EVO					
1	17:23.462	...	46.152	58.607	140.0	17:23.462	1	21:48.477	...	50.412	1:01.518	131.6	21:48.477
2	1:53.249	24.142	38.096	51.011	249.0	19:16.711	2	2:06.935	32.258	41.035	53.642	216.4	23:55.412
3	2:02.430	26.225	45.071	51.134	255.7	21:19.141	3	1:50.609	23.588	36.828	50.193	257.5	25:46.021
4	1:50.627	23.754	37.561	49.312	259.4	23:09.768	4	1:46.989	22.257	35.184	49.548	260.7	27:33.010
5	1:49.551	22.794	35.581	51.176	258.8	24:59.319	5	1:48.349	22.528	35.039	50.782	262.0	29:21.359
6	1:47.342	22.757	35.607	48.978	260.0	26:46.661	6	1:49.242	22.675	36.163	50.404	262.6	31:10.601
7	1:47.108	22.694	35.149	49.265	260.7	28:33.769	7	1:45.603	22.231	34.844	48.528	260.0	32:56.204
8	1:47.006	22.383	35.435	49.188	260.7	30:20.775	8	1:46.247	22.026	34.951	49.270	262.0	34:42.451
9	1:59.154	23.047	41.640	54.467	260.7	32:19.929	9	1:45.314	22.052	34.589	48.673	260.7	36:27.765
10	1:47.596	22.606	35.804	49.186	260.0	34:07.525							
140	Pino FRASCARO ITA Kessel Racing 488 Challenge EVO						129	Werner GENTER DEU Moll Sportwagen Hannover 488 Challenge EVO					
1	6:07.695	4:03.477	52.931	1:11.287	118.9	6:07.695	1	15:52.011	23.123	37.188	51.700	256.3	25:36.577
2	2:17.810	31.652	46.117	1:00.041	175.5	8:25.505	2	1:53.433	23.974	37.465	51.994	241.6	27:30.010
3	7:09.732B	27.121	40.425	6:02.186	202.8	15:35.237	3	1:51.034	22.939	36.647	51.448	258.1	29:21.044
4	2:21.905	43.438	40.905	57.562	162.6	17:57.142	4	1:52.635	24.159	36.975	51.501	249.0	31:13.679
5	1:58.884	24.661	39.838	54.385	233.1	19:56.026	5	1:55.268	23.486	38.993	52.789	232.6	33:08.947
6	1:55.221	25.048	38.387	51.786	210.0	21:51.247	6	1:51.659	23.378	36.708	51.573	242.8	35:00.606
7	1:53.319	24.352	37.276	51.691	245.0	23:44.566							
8	1:52.011	23.123	37.188	51.700	256.3	25:36.577							
9	1:53.433	23.974	37.465	51.994	241.6	27:30.010							
10	1:51.034	22.939	36.647	51.448	258.1	29:21.044							
11	1:52.635	24.159	36.975	51.501	249.0	31:13.679							
12	1:55.268	23.486	38.993	52.789	232.6	33:08.947							
13	1:51.659	23.378	36.708	51.573	242.8	35:00.606							



COPPA SHELL IMOLA Qualifying 1

Sector Analysis

Invalidated Lap Personal Best Session Best Crossing the pit lane

Table with 14 columns: Lap, Time, Sector 1, Sector 2, Sector 3, T.Sp, Elapsed. Rows 1-11 for driver 178 Axel SARTINGEN.

Table for driver 159 Matthias MOSER, DEU, Baron Motorsport. Rows 1-10.

Table for driver 161 Thomas GOSTNER, ITA, CDP - MP Racing. Rows 1-10.

Table for driver 173 Corinna GOSTNER, ITA, CDP - MP Racing. Rows 1-13.

Table for driver 177 Fons SCHELTEMA, NLD, Kessel Racing. Rows 1-1.

Table for driver 178 Axel SARTINGEN, DEU, Lueg Sportivo - Herter Racing. Rows 1-8.

Table for driver 181 Maurizio PITORRI, ITA, CDP - Best Lap. Rows 1-9.

Table for driver 183 Christian HERDT-WIPPER, DEU, Saggio München. Rows 1-12.

Table for driver 188 Josef SCHUMACHER, DEU, Eberlein Automobile. Rows 1-5.

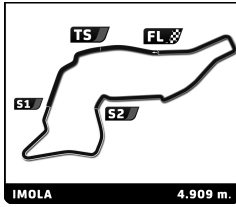
Table for driver 193 Manuela GOSTNER, ITA, CDP - MP Racing. Rows 1-1.



FERRARI
CHALLENGE



RICHARD MILLE



COPPA SHELL
IMOLA
Qualifying 1

Sector Analysis

— Invalidated Lap ■ Personal Best ■ Session Best B Crossing the pit lane

Lap	Time	Sector 1	Sector 2	Sector 3	T.Spd	Elapsed	Lap	Time	Sector 1	Sector 2	Sector 3	T.Spd	Elapsed
1	22:12.748	...	43.881	56.407	139.8	22:12.748							
2	1:54.884	24.233	37.910	52.741	249.0	24:07.632							
3	1:50.501	22.008	35.637	52.856	265.3	25:58.133							
4	1:45.826	22.181	35.168	48.477	264.6	27:43.959							
5	1:45.848	22.161	35.030	48.657	263.9	29:29.807							
6	1:45.089	22.095	34.854	48.140	263.9	31:14.896							
7	1:49.195	22.641	36.449	50.105	262.6	33:04.091							
8	1:45.035	21.936	34.829	48.270	263.3	34:49.126							