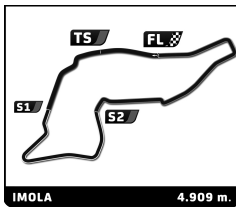


COPPA SHELL IMOLA Test 2

Sector Analysis

Invalidated Lap Personal Best Session Best Crossing the pit lane

Table with columns: Lap, Time, Sector 1, Sector 2, Sector 3, T.Sp, Elapsed. Rows include drivers Roman ZIEMIAN, Paolo SCUDIERI, Claudio SCHIAVONI, Franz ENGSTLER, and Stuart MARSTON with their respective lap times and sector data.



COPPA SHELL
IMOLA
Test 2

Sector Analysis

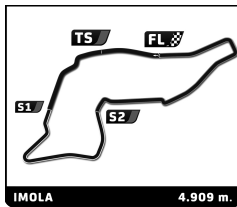
— Invalidated Lap

■ Personal Best

■ Session Best

B Crossing the pit lane

Lap	Time	Sector 1	Sector 2	Sector 3	T.Spd	Elapsed	Lap	Time	Sector 1	Sector 2	Sector 3	T.Spd	Elapsed
2	1:58.999	24.643	39.583	54.773	219.6	4:25.204	18	<u>1:45.994</u>	22.247	35.011	<u>48.736</u>	263.9	42:31.464
3	1:59.451	24.029	39.135	56.287	246.7	6:24.655	19	1:46.022	22.345	34.947	48.730	264.6	44:17.486
4	1:52.288	23.300	37.460	51.528	259.4	8:16.943	20	1:46.622	22.288	34.951	49.383	263.3	46:04.108
5	11:08.994 B	26.385	44.795	9:57.814	229.1	19:25.937	21	1:45.891	22.288	34.940	48.663	262.0	47:49.999
6	2:28.193	48.790	42.029	57.374	108.7	21:54.130	111 Martinus RICHTER DEU						
7	5:08.964 B	23.400	37.633	4:07.931	256.3	27:03.094	MERTEL Motorsport Racing 488 Challenge EVO						
8	2:13.890	43.240	38.709	51.941	103.0	29:16.984	1	3:47.503	1:44.943	53.370	1:09.190	79.3	3:47.503
9	1:50.789	23.496	36.506	50.787	259.4	31:07.773	2	2:11.731	29.722	43.680	58.329	182.2	5:59.234
10	1:48.910	22.800	35.953	50.157	260.7	32:56.683	3	1:54.666	25.289	37.702	51.675	227.1	7:53.900
11	<u>1:53.515</u>	22.675	35.929	<u>54.911</u>	260.7	34:50.198	4	1:54.931	23.906	37.972	53.053	258.8	9:48.831
12	1:49.025	23.013	35.819	50.193	261.3	36:39.223	5	<u>1:51.576</u>	23.138	36.736	<u>51.702</u>	258.1	11:40.407
13	<u>1:48.877</u>	22.691	<u>35.878</u>	50.308	262.0	38:28.100	6	1:51.738	23.568	37.006	51.164	258.8	13:32.145
14	<u>1:48.907</u>	22.675	<u>36.020</u>	<u>50.212</u>	262.6	40:17.007	7	4:19.574 B	23.278	<u>36.696</u>	3:19.600	258.1	17:51.719
15	<u>1:48.817</u>	22.418	<u>35.972</u>	<u>50.427</u>	261.3	42:05.824	8	2:09.698	41.930	37.564	50.204	145.2	20:01.417
107 Jonathan SATCHELL GBR						488 Challenge EVO	9	<u>1:48.945</u>	22.842	<u>36.131</u>	49.972	260.0	21:50.362
HR Owen						488 Challenge EVO	10	<u>1:49.581</u>	22.787	36.100	<u>50.694</u>	260.7	23:39.943
1	2:44.875	57.446	46.762	1:00.667	117.3	2:44.875	11	5:12.062 B	23.001	36.134	<u>4:12.927</u>	261.3	28:52.005
2	2:07.411	31.925	40.227	55.259	149.9	4:52.286	12	2:36.765	52.746	46.515	57.504	102.7	31:28.770
3	1:58.515	26.227	39.362	52.926	221.4	6:50.801	13	1:55.413	24.242	37.172	53.999	237.8	33:24.183
4	3:03.469 B	24.805	38.816	1:59.848	192.1	9:54.270	14	1:48.206	22.697	35.912	49.597	262.0	35:12.389
5	2:11.001	40.663	38.885	51.453	141.9	12:05.271	15	<u>1:49.331</u>	23.044	35.963	<u>50.324</u>	262.0	37:01.720
6	1:56.678	24.352	38.634	53.692	254.4	14:01.949	16	<u>1:49.105</u>	22.795	<u>35.933</u>	50.377	260.7	38:50.825
7	1:54.448	23.832	38.187	52.429	250.8	15:56.397	17	3:06.051 B	22.905	38.425	2:04.721	262.0	41:56.876
8	4:51.092 B	31.890	43.288	3:35.914	255.0	20:47.489	18	2:08.254	40.551	36.149	51.554	166.2	44:05.130
9	2:17.849	42.526	42.772	52.551	167.2	23:05.338	19	<u>1:48.727</u>	22.682	<u>36.173</u>	49.872	258.8	45:53.857
10	<u>1:51.692</u>	24.428	36.285	<u>50.979</u>	257.5	24:57.030	20	1:50.737	22.493	37.809	50.435	259.4	47:44.594
11	<u>1:48.511</u>	22.394	35.988	<u>50.129</u>	259.4	26:45.541	21	1:47.948	22.587	35.748	49.613	260.0	49:32.542
12	1:50.547	22.725	36.299	51.523	257.5	28:36.088	22	1:48.023	22.580	35.802	49.641	260.0	51:20.565
13	3:46.022 B	28.245	40.947	2:36.830	181.9	32:22.110	113 Henrik KAMSTRUP DNK						
14	2:06.523	39.288	36.770	50.465	177.3	34:28.633	Formula Racing 488 Challenge EVO						
15	1:54.187	23.034	38.905	52.248	258.8	36:22.820	1	2:50.153	1:02.228	46.211	1:01.714	132.3	2:50.153
16	1:49.688	23.027	<u>36.432</u>	50.229	257.5	38:12.508	2	2:06.048	30.716	39.665	55.667	141.1	4:56.201
17	<u>1:49.025</u>	22.495	35.751	<u>50.779</u>	258.1	40:01.533	3	1:59.747	26.661	41.219	51.867	189.3	6:55.948
18	1:48.749	22.498	35.933	50.318	256.3	41:50.282	4	1:52.505	23.957	37.045	51.503	249.0	8:48.453
19	1:48.660	22.808	35.941	49.911	257.5	43:38.942	5	2:02.465	25.794	42.405	54.266	199.7	10:50.918
20	1:48.663	22.626	35.955	50.082	257.5	45:27.605	6	<u>1:51.292</u>	23.030	<u>36.608</u>	51.654	265.9	12:42.210
109 Ernst KIRCHMAYR AUT						488 Challenge EVO	7	1:52.177	24.355	<u>36.572</u>	51.250	246.1	14:34.387
Baron Motorsport						488 Challenge EVO	8	6:44.191 B	23.839	36.816	5:43.536	224.2	21:18.578
1	3:23.822	1:22.202	49.372	1:12.248	138.2	3:23.822	9	<u>2:12.609</u>	42.947	<u>37.320</u>	52.342	170.7	23:31.187
2	1:58.600	31.684	36.515	50.401	198.9	5:22.422	10	<u>1:57.735</u>	22.904	36.722	<u>58.109</u>	263.9	25:28.922
3	1:55.661	22.775	35.632	57.254	261.3	7:18.083	11	1:50.712	23.019	36.797	50.896	263.3	27:19.634
4	1:57.296	22.352	35.311	59.633	262.6	9:15.379	12	1:52.772	24.670	36.792	51.310	207.5	29:12.406
5	<u>1:46.531</u>	22.301	<u>35.152</u>	49.078	260.7	11:01.910	13	<u>1:51.038</u>	23.411	<u>36.914</u>	50.713	258.8	31:03.444
6	2:12.430 B	22.170	35.233	1:15.027	262.0	13:14.340	14	1:52.733	24.129	37.929	50.675	262.6	32:56.177
7	6:27.861	4:59.427	37.831	50.603	148.7	19:42.201	15	1:50.917	22.561	37.489	50.867	263.9	34:47.094
8	1:47.848	22.594	35.748	49.506	262.6	21:30.049	16	1:49.269	22.951	36.266	50.052	263.3	36:36.363
9	1:46.849	22.335	35.371	49.143	263.3	23:16.898	17	<u>1:49.187</u>	22.591	<u>36.457</u>	50.139	263.9	38:25.550
10	2:14.557 B	23.478	35.332	1:15.747	219.6	25:31.455	120 Guy FAWE BEL						
11	3:58.198	2:20.685	41.750	55.763	152.7	29:29.653	Scuderia FMA 488 Challenge EVO						
12	2:04.035	25.710	40.598	57.727	262.6	31:33.688	1	2:56.657	1:12.320	45.402	58.935	108.4	2:56.657
13	1:47.323	22.620	35.247	49.456	263.3	33:21.011	2	2:01.083	27.752	38.673	54.658	184.4	4:57.740
14	<u>1:46.238</u>	22.278	34.888	49.072	262.0	35:07.249	3	1:56.566	24.768	39.921	51.877	216.0	6:54.306
15	1:52.024	22.927	40.019	49.078	263.3	36:59.273	4	1:53.661	25.096	36.403	52.162	253.8	8:47.967
16	1:50.681	22.469	34.971	53.241	262.6	38:49.954	5	2:17.220 B	23.242	36.366	1:17.612	260.7	11:05.187
17	<u>1:55.516</u>	23.487	<u>37.612</u>	54.417	262.6	40:45.470							



COPPA SHELL IMOLA Test 2

Sector Analysis

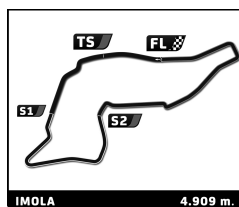
Table with 14 columns: Lap, Time, Sector 1, Sector 2, Sector 3, T.Spd, Elapsed. Contains data for laps 6-21.

Driver profile for Peter CHRISTENSEN (DNK), Formula Racing, 488 Challenge EVO. Table with 7 columns: Lap, Time, Sector 1, Sector 2, Sector 3, T.Spd, Elapsed. Contains data for laps 1-22.

Driver profile for Ashish PATEL (USA), Kessel Racing, 488 Challenge EVO. Table with 7 columns: Lap, Time, Sector 1, Sector 2, Sector 3, T.Spd, Elapsed. Contains data for laps 1-13.

Driver profile for Tommy LINDROTH (SWE), Baron Motorsport, 488 Challenge EVO. Table with 7 columns: Lap, Time, Sector 1, Sector 2, Sector 3, T.Spd, Elapsed. Contains data for laps 1-22.

Driver profile for Alexander NUSSBAUMER (AUT), Gohm Motorsport - Herter Racing, 488 Challenge EVO. Table with 7 columns: Lap, Time, Sector 1, Sector 2, Sector 3, T.Spd, Elapsed. Contains data for laps 1-18.



COPPA SHELL IMOLA Test 2

Sector Analysis

Invalidated Lap Personal Best Session Best Crossing the pit lane

Table with 14 columns: Lap, Time, Sector 1, Sector 2, Sector 3, T.Spd, Elapsed. Rows 19-22 showing lap data for driver 140.

Driver 140 Pino FRASCARO (ITA) Kessel Racing 488 Challenge EVO. Table with 7 columns: Lap, Time, Sector 1, Sector 2, Sector 3, T.Spd, Elapsed. Rows 1-23.

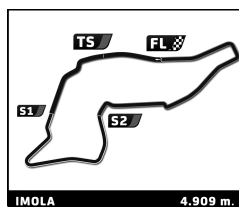
Driver 150 Werner GENTER (DEU) Moll Sportwagen Hannover 488 Challenge EVO. Table with 7 columns: Lap, Time, Sector 1, Sector 2, Sector 3, T.Spd, Elapsed. Rows 1-19.

Driver 161 Thomas GOSTNER (ITA) CDP - MP Racing 488 Challenge EVO. Table with 7 columns: Lap, Time, Sector 1, Sector 2, Sector 3, T.Spd, Elapsed. Rows 1-2.

Table with 14 columns: Lap, Time, Sector 1, Sector 2, Sector 3, T.Spd, Elapsed. Rows 3-24 showing lap data for driver 169.

Driver 169 Paul ROGERS (GBR) JCT600 Leeds 488 Challenge EVO. Table with 7 columns: Lap, Time, Sector 1, Sector 2, Sector 3, T.Spd, Elapsed. Rows 1-24.

Driver 173 Corinna GOSTNER (ITA) CDP - MP Racing 488 Challenge EVO. Table with 7 columns: Lap, Time, Sector 1, Sector 2, Sector 3, T.Spd, Elapsed. Rows 1-5.



COPPA SHELL IMOLA Test 2

Sector Analysis

— Invalidated Lap ■ Personal Best ■ Session Best B Crossing the pit lane

Table with 14 columns: Lap, Time, Sector 1, Sector 2, Sector 3, T.Spd, Elapsed. Rows 6-19 and 14-20.

177 Fons SCHELTEMA NLD Kessel Racing 488 Challenge EVO

Table with 7 columns: Lap, Time, Sector 1, Sector 2, Sector 3, T.Spd, Elapsed. Rows 1-24.

178 Axel SARTINGEN DEU Lueg Sportivo - Herter Racing 488 Challenge EVO

Table with 7 columns: Lap, Time, Sector 1, Sector 2, Sector 3, T.Spd, Elapsed. Rows 1-13.

181 Maurizio PITORRI ITA CDP - Best Lap 488 Challenge EVO

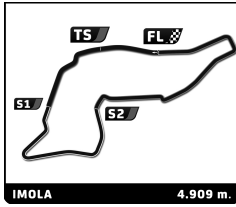
Table with 7 columns: Lap, Time, Sector 1, Sector 2, Sector 3, T.Spd, Elapsed. Rows 1-17.

183 Christian HERDT-WIPPER DEU Saggio München 488 Challenge EVO

Table with 7 columns: Lap, Time, Sector 1, Sector 2, Sector 3, T.Spd, Elapsed. Rows 1-14.

188 Josef SCHUMACHER DEU Eberlein Automobile 488 Challenge EVO

Table with 7 columns: Lap, Time, Sector 1, Sector 2, Sector 3, T.Spd, Elapsed. Rows 1-10.



COPPA SHELL
IMOLA
Test 2

Sector Analysis

— Invalidated Lap ■ Personal Best ■ Session Best B Crossing the pit lane

Lap	Time	Sector 1	Sector 2	Sector 3	T.Sp	Elapsed	Lap	Time	Sector 1	Sector 2	Sector 3	T.Sp	Elapsed
11	3:49.390B	22.989	37.136	2:49.265	260.0	23:33.200							
12	2:16.746	42.471	40.571	53.704	163.8	25:49.946							
13	1:51.081	24.023	36.383	50.675	251.4	27:41.027							
14	1:49.011	22.747	35.845	50.419	262.0	29:30.038							
15	1:51.623	23.387	35.949	52.287	264.6	31:21.661							
16	1:49.415	22.801	35.922	50.692	260.7	33:11.076							
17	1:48.723	22.693	35.813	50.217	260.7	34:59.799							
18	1:48.698	23.068	35.804	49.826	260.7	36:48.497							
19	1:48.871	22.716	35.497	50.658	262.0	38:37.368							

193 **Manuela GOSTNER** ITA
CDP - MP Racing 488 Challenge EVO

1	2:40.862	52.627	48.982	59.253	143.8	2:40.862							
2	2:07.569	30.587	40.357	56.625	164.3	4:48.431							
3	2:03.831	29.535	40.730	53.566	212.1	6:52.262							
4	1:51.574	23.779	37.084	50.711	209.2	8:43.836							
5	1:47.698	22.605	35.708	49.385	260.0	10:31.534							
6	1:48.478	22.536	35.660	50.282	262.0	12:20.012							
7	1:48.369	22.643	35.692	50.034	262.0	14:08.381							
8	3:43.975B	22.997	36.052	2:44.926	262.6	17:52.356							
9	4:22.458	2:39.556	44.548	58.354	99.1	22:14.814							
10	1:52.115	25.345	36.714	50.056	229.1	24:06.929							
11	1:46.784	22.194	35.299	49.291	262.0	25:53.713							
12	1:46.431	22.291	35.042	49.098	262.0	27:40.144							
13	1:46.159	22.197	34.981	48.981	261.3	29:26.303							
14	1:46.274	22.190	35.342	48.742	261.3	31:12.577							
15	2:15.591B	22.672	36.454	1:16.465	260.7	33:28.168							
16	6:27.713B	3:48.255	37.084	2:02.374	122.6	39:55.881							
17	2:04.294	38.958	36.159	49.177	174.1	42:00.175							
18	1:47.977	22.339	35.631	50.007	263.3	43:48.152							
19	1:47.033	22.605	35.416	49.012	262.0	45:35.185							
20	1:46.714	22.351	35.588	48.775	262.6	47:21.899							
21	1:46.434	22.422	35.276	48.736	262.0	49:08.333							
22	1:47.281	22.411	35.708	49.162	260.0	50:55.614							