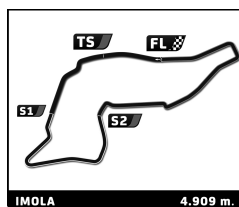


TROFEO PIRELLI IMOLA Race 2

Sector Analysis

Table with columns: Lap, Time, Sector 1, Sector 2, Sector 3, T.Spd, Elapsed. Rows are grouped by driver: Ange BARDE (FRA), Max MUGELLI (ITA), Christian BRUNSBORG (DNK), Adrian SUTIL (DEU), Thomas NEUBAUER (FRA), Nicolò ROSI (CHE), Andrew MORROW (GBR). Includes legend for Personal Best, Session Best, and Crossing the pit lane.



TROFEO PIRELLI
IMOLA
Race 2

Sector Analysis

Lap	Time	Sector 1	Sector 2	Sector 3	T.Sp	Elapsed	Lap	Time	Sector 1	Sector 2	Sector 3	T.Sp	Elapsed
10	1:47.752	22.650	35.606	49.496	263.9	19:39.491	10	1:48.378	22.537	35.943	49.898	265.9	19:41.165
11	<u>1:47.602</u>	22.572	35.398	<u>49.632</u>	265.3	21:27.093	11	<u>1:48.223</u>	22.458	36.050	<u>49.715</u>	267.3	21:29.388
12	1:47.817	22.383	35.703	49.731	265.9	23:14.910	12	1:48.775	22.726	35.808	50.241	266.6	23:18.163
13	1:47.415	22.375	35.426	49.614	265.9	25:02.325	13	1:48.508	22.690	35.905	49.913	265.9	25:06.671
14	1:51.659	22.816	35.362	53.481	265.3	26:53.984	14	1:53.104	22.612	38.361	52.131	266.6	26:59.775
15	2:47.344	24.805	55.656	1:26.883	205.5	29:41.328	15	2:42.870	23.921	52.292	1:26.657	246.1	29:42.645
16	2:51.568	41.382	57.085	1:13.101	85.8	32:32.896	16	2:50.990	41.507	56.990	1:12.493	83.7	32:33.635

13 Arno DAHLMAYER DEU
Scuderia Niki - Iron Lynx 488 Challenge EVO

1	1:54.473	27.139	36.834	50.500		1:54.473
2	1:47.851	23.281	35.587	48.983	265.9	3:42.324
3	<u>1:47.333</u>	22.332	<u>35.607</u>	49.394	264.6	5:29.657
4	1:46.592	22.303	35.439	48.850	265.3	7:16.249
5	1:46.692	22.286	35.466	48.940	265.3	9:02.941
6	1:47.193	22.329	35.559	49.305	267.3	10:50.134
7	1:49.578	22.117	35.180	52.281	265.3	12:39.712
8	2:29.963	28.020	45.753	1:16.190	177.6	15:09.675
9	2:39.823	37.096	49.457	1:13.270	95.6	17:49.498
10	1:46.437	22.255	35.440	48.742	264.6	19:35.935
11	1:46.958	22.633	35.779	48.546	267.3	21:22.893
12	1:47.236	22.764	35.474	48.998	266.6	23:10.129
13	1:47.332	22.296	35.535	49.501	268.6	24:57.461
14	1:53.201	22.249	35.255	55.697	265.9	26:50.662
15	2:47.163	25.041	55.949	1:26.173	183.1	29:37.825
16	2:50.919	41.899	57.631	1:11.389	79.7	32:28.744

16 Han SIKKENS NLD
HR Owen 488 Challenge EVO

1	1:58.209	29.135	38.447	50.627		1:58.209
2	<u>1:49.038</u>	22.848	36.077	<u>50.113</u>	263.3	3:47.247
3	<u>1:49.630</u>	22.886	36.593	<u>50.151</u>	245.6	5:36.877
4	1:49.315	23.317	35.984	50.014	262.0	7:26.192
5	1:49.635	22.684	36.731	50.220	262.6	9:15.827
6	1:48.147	22.549	35.602	49.996	260.7	11:03.974
7	1:54.657	22.287	35.734	56.636	261.3	12:58.631
8	2:17.130	24.893	37.403	1:14.834	197.5	15:15.761
9	2:38.956	36.783	49.101	1:13.072	110.7	17:54.717
10	1:49.419	22.627	36.090	50.702	262.0	19:44.136
11	1:48.994	23.166	36.147	49.681	259.4	21:33.130
12	1:50.984	25.061	35.989	49.934	263.3	23:24.114
13	1:48.570	22.614	35.728	50.228	262.6	25:12.684
14	1:54.636	23.312	39.235	52.089	256.3	27:07.320
15	2:37.810	25.768	45.660	1:26.382	194.2	29:45.130
16	2:49.739	41.429	56.912	1:11.398	84.9	32:34.869

17 Alexandre BOCHEZ CHE
Kessel Racing 488 Challenge EVO

1	1:57.052	28.938	37.568	50.546		1:57.052
2	1:48.269	22.664	35.929	49.676	268.6	3:45.321
3	1:48.007	22.482	35.883	49.642	267.3	5:33.328
4	1:48.151	22.451	36.188	49.512	267.3	7:21.479
5	1:48.230	22.254	35.975	50.001	267.3	9:09.709
6	1:48.375	22.428	36.292	49.655	265.9	10:58.084
7	1:50.031	22.637	35.852	51.542	265.9	12:48.115
8	2:25.015	26.456	42.639	1:15.920	205.1	15:13.130
9	2:39.657	37.787	48.374	1:13.496	89.7	17:52.787

19 Eliseo DONNO ITA
CDP - Best Lap 488 Challenge EVO

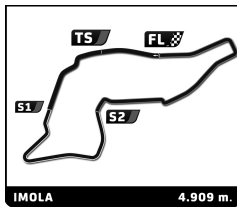
1	1:45.100	22.467	34.523	48.110		1:45.100
2	1:43.785	21.846	34.162	47.777	265.3	3:28.885
3	1:43.817	21.741	34.317	47.759	265.3	5:12.702
4	1:43.993	21.559	34.341	48.093	265.3	6:56.695
5	1:43.468	21.607	34.307	47.554	264.6	8:40.163
6	1:44.331	21.823	34.465	48.043	265.9	10:24.494
7	1:44.071	21.653	34.607	47.811	265.3	12:08.565
8	2:50.070	40.577	54.083	1:15.410	119.2	14:58.635
9	2:42.887	37.734	49.723	1:15.430	103.5	17:41.522
10	<u>1:44.186</u>	21.652	<u>34.476</u>	48.058	265.9	19:25.708
11	1:43.902	21.529	34.470	47.903	265.9	21:09.610
12	1:44.180	21.739	34.568	47.873	265.9	22:53.790
13	1:44.159	21.576	34.447	48.136	267.3	24:37.949
14	1:49.418	21.582	34.465	53.371	266.6	26:27.367
15	2:58.518	33.931	59.853	1:24.734	166.4	29:25.885
16	2:50.680	42.548	57.909	1:10.223	122.9	32:16.565

22 Nicola MARINANGELI ITA
CDP 488 Challenge EVO

1	1:51.011	24.775	35.953	50.283		1:51.011
2	1:46.029	22.382	34.764	48.883	267.3	3:37.040
3	<u>1:46.261</u>	22.054	<u>35.005</u>	49.202	269.3	5:23.301
4	1:44.747	21.908	34.554	48.285	265.9	7:08.048
5	1:44.223	21.680	34.428	48.115	267.3	8:52.271
6	<u>1:44.650</u>	21.904	34.502	<u>48.244</u>	267.9	10:36.921
7	1:46.489	21.814	34.467	50.208	267.9	12:23.410
8	2:39.072	30.100	53.633	1:15.339	196.0	15:02.482
9	2:41.102	37.518	49.908	1:13.676	114.9	17:43.584
10	1:45.267	21.936	34.912	48.419	268.6	19:28.851
11	1:44.849	21.829	34.692	48.328	269.3	21:13.700
12	1:45.050	21.821	34.756	48.473	267.9	22:58.750
13	1:44.676	21.701	34.615	48.360	268.6	24:43.426
14	1:49.067	22.902	34.661	51.504	267.9	26:32.493
15	2:57.008	31.947	1:00.033	1:25.028	150.3	29:29.501
16	2:49.192	42.466	58.074	1:08.652	100.5	32:18.693

25 Alessandro COZZI ITA
Formula Racing 488 Challenge EVO

1	1:54.647	27.816	36.727	50.104		1:54.647
2	1:47.286	22.597	35.403	49.286	263.9	3:41.933
3	1:47.109	22.354	35.159	49.596	267.3	5:29.042
4	<u>1:46.769</u>	22.466	35.267	<u>49.036</u>	265.9	7:15.811
5	1:46.793	22.409	35.292	49.092	266.6	9:02.604
6	1:46.848	22.410	35.350	49.088	265.3	10:49.452
7	1:49.704	22.096	35.329	52.279	264.6	12:39.156
8	2:29.961	28.051	45.473	1:16.437	181.5	15:09.117
9	2:39.509	36.842	49.665	1:13.002	94.8	17:48.626



TROFEO PIRELLI
IMOLA
Race 2

Sector Analysis

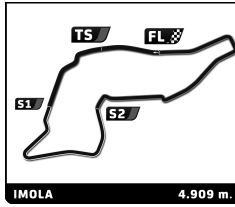
— Invalidated Lap

■ Personal Best

■ Session Best

B Crossing the pit lane

Lap	Time	Sector 1	Sector 2	Sector 3	T.Spd	Elapsed	Lap	Time	Sector 1	Sector 2	Sector 3	T.Spd	Elapsed
10	1:46.813	22.168	35.484	49.161	267.3	19:35.439	10	<u>2:08.363</u>	39.254	<u>37.231</u>	51.878	173.2	22:10.706
11	1:50.407	23.379	36.010	51.018	267.9	21:25.846	11	1:51.022	23.352	36.730	50.940	258.1	24:01.728
12	1:47.411	22.421	35.570	49.420	265.9	23:13.257	66 Luka NURMI FIN						
13	<u>1:46.957</u>	22.289	35.507	<u>49.161</u>	265.9	25:00.214	Formula Racing 488 Challenge EVO						
14	1:53.011	22.315	35.834	54.862	265.9	26:53.225	1	1:51.539	25.827	35.753	49.959		1:51.539
15	2:47.178	24.504	55.713	1:26.961	230.6	29:40.403	2	<u>1:46.484</u>	22.647	<u>35.330</u>	48.507	265.3	3:38.023
16	2:51.747	41.254	57.247	1:13.246	83.8	32:32.150	3	1:47.694	22.107	35.995	49.592	269.3	5:25.717
27 Marco PULCINI ITA							4	1:46.302	22.054	35.039	49.209	267.9	7:12.019
Al Tayer Motors 488 Challenge EVO							5	<u>1:45.835</u>	21.898	<u>34.884</u>	49.053	267.9	8:57.854
1	1:51.068	24.347	36.091	50.630		1:51.068	6	1:45.827	21.875	34.786	49.166	268.6	10:43.681
2	1:47.696	22.998	35.890	48.808	249.0	3:38.764	7	1:49.855	22.108	35.114	52.633	268.6	12:33.536
3	1:47.606	22.115	35.544	49.947	265.3	5:26.370	8	2:30.787	24.702	50.347	1:15.738	221.9	15:04.323
4	1:46.197	22.099	35.173	48.925	263.9	7:12.567	9	2:40.425	37.708	49.556	1:13.161	119.9	17:44.748
5	<u>1:45.716</u>	<u>22.048</u>	<u>35.032</u>	48.636	265.9	8:58.283	10	1:45.808	22.834	<u>34.872</u>	<u>48.102</u>	267.3	19:30.556
6	1:46.000	22.125	35.329	<u>48.546</u>	265.3	10:44.283	11	1:45.291	21.920	<u>34.722</u>	48.649	265.9	21:15.847
7	1:50.145	22.139	35.209	52.797	263.9	12:34.428	12	<u>1:44.989</u>	<u>21.758</u>	34.756	48.475	265.9	23:00.836
8	2:30.800	24.593	50.514	1:15.693	225.7	15:05.228	13	1:45.799	22.549	34.730	48.520	269.3	24:46.635
9	2:40.335	37.309	49.552	1:13.474	128.8	17:45.563	14	1:55.647	22.492	35.719	57.436	268.6	26:42.282
10	<u>1:46.831</u>	22.404	35.410	<u>49.017</u>	263.9	19:32.394	15	2:48.948	25.819	58.066	1:25.063	192.4	29:31.230
11	<u>1:46.079</u>	22.166	35.059	<u>48.854</u>	265.3	21:18.473	16	2:49.723	42.518	58.161	1:09.044	98.1	32:20.953
12	1:46.143	22.204	35.241	48.698	263.9	23:04.616	76 Faisal AL FAISAL SAU						
13	1:46.383	22.153	35.158	49.072	263.3	24:50.999	HR Owen 488 Challenge EVO						
14	1:53.469	22.111	35.249	56.109	264.6	26:44.468	1	1:59.068	29.318	38.518	51.232		1:59.068
15	2:48.999	25.763	57.490	1:25.746	192.1	29:33.467	2	1:48.543	22.798	35.839	49.906	263.3	3:47.611
16	2:50.756	42.158	58.200	1:10.398	93.2	32:24.223	3	1:49.577	22.634	36.979	49.964	258.1	5:37.188
44 Andrew GILBERT GBR							4	1:49.446	23.220	36.263	49.963	266.6	7:26.634
Kessel Racing 488 Challenge EVO							5	1:50.971	22.334	38.629	50.008	265.3	9:17.605
1	2:01.017	30.646	38.795	51.576		2:01.017	6	1:47.905	22.365	36.288	49.252	263.3	11:05.510
2	1:50.895	23.106	37.100	50.689	248.5	3:51.912	7	1:54.623	22.293	35.910	56.420	263.9	13:00.133
3	1:48.981	22.589	36.090	50.302	264.6	5:40.893	8	2:16.664	25.149	37.541	1:13.974	193.1	15:16.797
4	2:02.267	34.399	37.096	50.772	265.3	7:43.160	9	2:39.093	36.979	49.040	1:13.074	120.7	17:55.890
5	1:48.991	22.741	36.042	50.208	263.3	9:32.151	10	<u>1:48.319</u>	22.599	36.658	<u>49.062</u>	264.6	19:44.209
6	<u>1:49.166</u>	22.665	36.520	<u>49.981</u>	263.9	11:21.317	11	1:49.749	22.794	<u>37.359</u>	49.596	264.6	21:33.958
7	1:52.539	<u>22.496</u>	38.029	52.014	264.6	13:13.856	12	1:48.348	22.842	<u>35.680</u>	49.826	266.6	23:22.306
8	2:17.296	24.199	37.281	1:15.816	247.3	15:31.152	13	<u>1:47.241</u>	<u>22.290</u>	35.820	<u>49.131</u>	264.6	25:09.547
9	2:29.876	27.730	47.694	1:14.452	178.5	18:01.028	14	1:51.795	22.660	36.416	52.719	265.3	27:01.342
10	1:51.505	22.932	37.399	51.174	263.9	19:52.533	15	2:42.734	23.513	52.633	1:26.588	241.6	29:44.076
11	1:57.715	23.671	42.769	51.275	264.6	21:50.248	16	2:50.341	41.520	57.128	1:11.693	86.3	32:34.417
12	<u>1:48.785</u>	22.858	36.017	<u>49.910</u>	261.3	23:39.033	83 Doriane PIN FRA						
13	2:01.046	22.575	<u>35.912</u>	1:02.559	262.6	25:40.079	Scuderia Niki - Iron Lynx 488 Challenge EVO						
14	1:50.181	23.183	36.459	50.539	261.3	27:30.260	1	1:46.041	23.122	34.971	47.948		1:46.041
15	2:19.254	23.805	36.218	1:19.231	211.7	29:49.514	2	1:43.989	21.897	34.331	47.761	267.3	3:30.030
16	2:51.534	40.803	57.221	1:13.510	111.5	32:41.048	3	1:43.932	<u>21.737</u>	<u>34.252</u>	47.943	267.3	5:13.962
55 Mikael BOCHEZ CHE							4	<u>1:43.810</u>	21.833	34.282	47.695	266.6	6:57.772
Kessel Racing 488 Challenge EVO							5	1:44.609	21.745	34.488	48.376	266.6	8:42.381
1	2:02.999	31.685	39.306	52.008		2:02.999	6	1:44.151	21.985	34.416	47.750	266.6	10:26.532
2	1:51.756	22.948	37.300	51.508	258.8	3:54.755	7	<u>1:43.923</u>	21.807	34.408	<u>47.708</u>	266.6	12:10.455
3	1:51.293	23.862	<u>36.302</u>	51.129	260.0	5:46.048	8	2:49.016	39.382	54.161	1:15.473	136.6	14:59.471
4	1:50.675	<u>22.827</u>	37.136	50.712	262.0	7:36.723	9	2:42.563	37.680	50.042	1:14.841	92.8	17:42.034
5	<u>1:50.283</u>	23.329	36.475	<u>50.479</u>	261.3	9:27.006	10	1:44.533	21.964	34.626	47.943	265.3	19:26.567
6	1:52.827	23.597	37.642	51.588	262.0	11:19.833	11	1:44.143	21.895	34.559	<u>47.689</u>	267.3	21:10.710
7	1:55.180	23.640	39.238	52.302	260.0	13:15.013	12	1:44.204	21.817	34.504	47.883	267.3	22:54.914
8	2:16.555	23.782	37.350	1:15.423	259.4	15:31.568	13	1:44.953	21.799	34.525	48.629	267.3	24:39.867
9	4:30.775B	27.753	47.683	3:15.339	175.2	20:02.343	14	1:48.022	21.987	34.561	51.474	267.9	26:27.889



TROFEO PIRELLI IMOLA Race 2

Sector Analysis

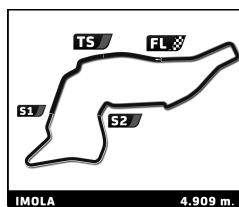
Invalidated Lap

Personal Best

Session Best

Crossing the pit lane

Main data table with columns: Lap, Time, Sector 1, Sector 2, Sector 3, T.Spd, Elapsed. Includes driver profiles for Hanno LASKOWSKI, Nigel SCHOONDERWOERD, Claus ZIBRANDTSEN, Yudai UCHIDA, Nobuhiro IMADA, and Kanji YAGURA with their respective lap times and sector data.



TROFEO PIRELLI
IMOLA
Race 2

Sector Analysis

— Invalidated Lap

■ Personal Best

■ Session Best

B Crossing the pit lane

Lap	Time	Sector 1	Sector 2	Sector 3	T.Sp	Elapsed	Lap	Time	Sector 1	Sector 2	Sector 3	T.Sp	Elapsed		
505	Motohiko ISOZAKI						JPN	593	Baby KEI						JPN
Cornes Shiba 488 Challenge EVO							Cornes Osaka 488 Challenge EVO								
1	2:00.573	30.368	38.787	51.418		2:00.573	1	2:02.349	31.890	38.779	51.680		2:02.349		
2	1:50.774	23.360	36.874	50.540	265.9	3:51.347	2	1:51.411	23.261	37.313	50.837	233.1	3:53.760		
3	1:48.843	22.750	36.194	49.899	263.3	5:40.190	3	1:51.788	23.446	37.180	51.162	255.7	5:45.548		
4	1:49.551	22.725	36.203	50.623	267.3	7:29.741	4	1:50.200	22.753	36.997	50.450	264.6	7:35.748		
5	1:48.674	22.809	36.281	49.584	265.3	9:18.415	5	1:50.721	22.996	36.873	50.852	265.3	9:26.469		
6	1:49.565	23.420	36.018	50.127	250.8	11:07.980	6	1:52.546	23.698	37.244	51.604	265.9	11:19.015		
7	1:53.813	22.464	36.853	54.496	266.6	13:01.793									
8	2:16.501	26.763	39.241	1:10.497	198.6	15:18.294									
9	2:40.039	36.937	49.062	1:14.040	138.2	17:58.333									
10	1:50.127	23.574	36.419	50.134	267.3	19:48.460									
11	1:48.855	22.538	36.096	50.221	266.6	21:37.315									
12	1:50.791	24.224	36.356	50.211	267.9	23:28.106									
13	1:48.713	22.709	35.982	50.022	266.6	25:16.819									
14	1:58.287	23.847	40.263	54.177	240.5	27:15.106									
15	2:32.479	24.421	41.782	1:26.276	228.6	29:47.585									
16	2:51.327	40.744	57.607	1:12.976	113.4	32:38.912									
527	Shigeru KAMIUE						JPN	598	Eric CHEUNG						HKG
European Version 488 Challenge EVO							Blackbirds Concessionaires 488 Challenge EVO								
1	2:01.898	30.888	39.277	51.733		2:01.898	1	1:59.556	29.377	38.795	51.384		1:59.556		
2	1:51.732	23.320	37.349	51.063	265.3	3:53.630	2	1:49.856	23.772	35.733	50.351	264.6	3:49.412		
3	1:50.932	23.344	36.905	50.683	265.3	5:44.562	3	1:49.254	22.762	36.085	50.407	264.6	5:38.666		
4	1:50.846	23.577	36.757	50.512	263.3	7:35.408	4	1:49.359	23.063	36.120	50.176	264.6	7:28.025		
5	1:50.848	22.959	36.900	50.989	262.6	9:26.256	5	1:50.330	22.575	36.103	51.652	262.6	9:18.355		
6	1:52.105	23.718	37.041	51.346	265.3	11:18.361	6	1:48.589	22.799	36.111	49.679	257.5	11:06.944		
7	1:54.409	24.637	38.143	51.629	246.1	13:12.770	7	1:54.266	22.677	35.720	55.869	262.6	13:01.210		
8	2:17.685	23.901	38.126	1:15.658	256.9	15:30.455	8	2:16.376	26.826	39.209	1:10.341	201.2	15:17.586		
9	2:29.890	27.807	47.717	1:14.366	171.8	18:00.345	9	2:39.661	36.869	49.016	1:13.776	140.4	17:57.247		
10	1:51.883	23.341	37.436	51.106	264.6	19:52.228	10	1:49.464	22.852	35.963	50.649	263.9	19:46.711		
11	2:37.692	23.757	39.543	1:34.392	263.9	22:29.920	11	1:48.477	22.642	36.044	49.791	266.6	21:35.188		
12	2:11.804	39.214	38.183	54.407	178.8	24:41.724	12	1:51.671	23.336	36.696	51.639	264.6	23:26.859		
13	2:01.634	25.439	38.098	58.097	190.4	26:43.358	13	1:49.288	22.848	36.167	50.273	263.9	25:16.147		
14	2:49.418	25.999	57.634	1:25.785	179.7	29:32.776	14	1:58.485	23.592	40.507	54.386	262.6	27:14.632		
15	2:49.681	41.926	58.229	1:09.526	100.6	32:22.457	15	2:31.895	24.134	41.124	1:26.637	238.4	29:46.527		
550	Kazuyuki YAMAGUCHI						JPN								
Cornes Osaka 488 Challenge EVO															
1	1:59.689	29.780	38.659	51.250		1:59.689									
2	1:48.998	22.993	35.977	50.028	268.6	3:48.687									
3	1:49.334	22.943	36.021	50.370	265.9	5:38.021									
4	1:49.405	22.890	36.240	50.275	268.6	7:27.426									
5	1:49.009	22.593	36.244	50.172	266.6	9:16.435									
6	1:48.628	22.956	35.988	49.684	266.6	11:05.063									
7	1:54.094	22.420	35.826	55.848	267.9	12:59.157									
8	2:17.268	25.793	37.572	1:13.903	187.3	15:16.425									
9	2:38.866	36.871	48.984	1:13.011	118.5	17:55.291									
10	1:48.730	23.072	36.107	49.551	243.3	19:44.021									
11	1:47.252	22.469	35.533	49.250	266.6	21:31.273									
12	1:47.955	22.448	35.827	49.680	269.3	23:19.228									
13	1:48.671	22.480	35.899	50.292	267.9	25:07.899									
14	1:53.120	22.867	37.234	53.019	259.4	27:01.019									
15	2:42.545	23.452	52.219	1:26.874	242.2	29:43.564									
16	2:50.537	41.518	56.955	1:12.064	83.7	32:34.101									