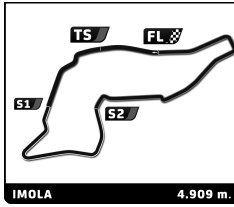




FERRARI CHALLENGE



RICHARD MILLE



TROFEO PIRELLI IMOLA Race 1

Sector Analysis

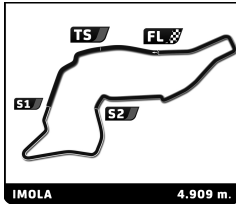
Invalidated Lap

Personal Best

Session Best

Crossing the pit lane

Table with columns: Lap, Time, Sector 1, Sector 2, Sector 3, T.Sp, Elapsed. Rows include driver details and lap-by-lap data for Ange BARDE, Max MUGELLI, Christian BRUNSBORG, Adrian SUTIL, Nicolò ROSI, Andrew MORROW, and Arno DAHLMAYER.



TROFEO PIRELLI IMOLA Race 1

Sector Analysis

Invalidated Lap Personal Best Session Best Crossing the pit lane

Table with 14 columns: Lap, Time, Sector 1, Sector 2, Sector 3, T.Spd, Elapsed. Rows 12-16 for two drivers.

Driver profile for Han SIKKENS (NLD) on 488 Challenge EVO. Includes lap times and sector data for laps 1-16.

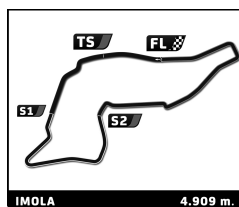
Driver profile for Alessandro COZZI (ITA) on 488 Challenge EVO. Includes lap times and sector data for laps 1-16.

Driver profile for Alexandre BOCHEZ (CHE) on 488 Challenge EVO. Includes lap times and sector data for laps 1-16.

Driver profile for John WARTIQUE (BEL) on 488 Challenge EVO. Includes lap times and sector data for laps 1-16.

Driver profile for Nicola MARINANGELI (ITA) on 488 Challenge EVO. Includes lap times and sector data for laps 1-11.

Driver profile for Marco PULCINI (ITA) on 488 Challenge EVO. Includes lap times and sector data for laps 1-11.



TROFEO PIRELLI  
IMOLA  
Race 1

Sector Analysis

— Invalidated Lap

■ Personal Best

■ Session Best

B Crossing the pit lane

Lap	Time	Sector 1	Sector 2	Sector 3	T.Spd	Elapsed	Lap	Time	Sector 1	Sector 2	Sector 3	T.Spd	Elapsed
12	1:46.135	22.236	35.269	<b>48.630</b>	261.3	25:22.871	13	1:44.177	21.782	34.639	47.756	269.3	25:28.407
13	1:51.134	22.276	36.038	52.820	263.3	27:14.005	14	1:44.216	21.795	34.601	47.820	268.6	27:12.623
14	1:49.717	22.767	38.142	48.808	263.9	29:03.722	15	<b>1:45.389</b>	21.866	34.975	<b>48.548</b>	268.6	28:58.012
15	1:48.045	23.241	35.484	49.320	263.3	30:51.767	16	1:46.206	21.930	35.037	49.239	267.3	30:44.218

**44** Andrew GILBERT GBR  
Kessel Racing 488 Challenge EVO

1	2:20.307	31.335	42.467	1:06.505		2:20.307
2	3:03.836	41.364	56.611	1:25.861	99.8	5:24.143
3	2:56.225	48.418	46.280	1:21.527	76.2	8:20.368
4	1:50.728	23.210	36.204	51.314	251.4	10:11.096
5	1:49.063	22.799	<b>35.911</b>	50.353	263.3	12:00.159
6	1:50.004	22.803	36.593	50.608	262.6	13:50.163
7	<b>1:49.252</b>	22.867	<b>36.153</b>	50.232	262.6	15:39.415
8	<b>1:49.365</b>	22.914	<b>36.079</b>	50.372	263.3	17:28.780
9	1:49.010	22.643	35.945	50.422	262.6	19:17.790
10	1:48.867	22.737	36.060	50.070	262.0	21:06.657
11	1:49.128	22.953	36.296	49.879	261.3	22:55.785
12	<b>1:48.630</b>	22.893	<b>35.919</b>	<b>49.818</b>	262.6	24:44.415
13	1:49.698	<b>22.626</b>	36.641	50.431	262.0	26:34.113
14	1:49.218	22.673	36.183	50.362	262.6	28:23.331
15	<b>1:48.493</b>	22.656	35.991	49.846	262.0	30:11.824
16	1:48.843	22.765	36.068	50.010	262.6	32:00.667

**76** Faisal AL FAISAL SAU  
HR Owen 488 Challenge EVO

1	2:16.444	30.360	42.160	1:03.924		2:16.444
2	3:04.689	43.343	56.299	1:25.047	105.6	5:21.133
3	2:56.268	48.762	46.734	1:20.772	71.3	8:17.401
4	1:49.458	22.686	36.187	50.585	258.8	10:06.859
5	1:49.011	22.420	36.030	50.561	264.6	11:55.870
6	1:48.773	22.806	35.884	50.083	263.9	13:44.643
7	<b>1:50.451</b>	22.253	<b>38.298</b>	49.900	263.9	15:35.094
8	1:48.001	22.765	35.800	<b>49.436</b>	265.3	17:23.095
9	1:48.922	22.350	35.772	50.800	265.3	19:12.017
10	<b>1:49.078</b>	22.363	<b>36.880</b>	49.835	263.9	21:01.095
11	1:52.132	<b>22.206</b>	40.487	49.439	263.3	22:53.227
12	<b>1:47.370</b>	22.246	<b>35.594</b>	49.530	263.3	24:40.597
13	1:50.517	22.305	38.074	50.138	263.9	26:31.114
14	1:48.551	22.504	36.435	49.612	261.3	28:19.665
15	1:48.155	22.238	35.761	50.156	263.9	30:07.820
16	1:48.257	22.589	36.204	49.464	262.6	31:56.077

**55** Mikael BOCHEZ CHE  
Kessel Racing 488 Challenge EVO

1	2:21.146	31.939	42.437	1:06.770		2:21.146
2	3:03.810	41.810	55.965	1:26.035	92.9	5:24.956
3	2:55.976	48.883	45.707	1:21.386	74.5	8:20.932
4	1:50.605	23.271	36.341	50.993	259.4	10:11.537
5	1:49.826	23.206	36.331	<b>50.289</b>	263.9	12:01.363
6	<b>1:49.429</b>	<b>22.586</b>	36.191	<b>50.652</b>	263.3	13:50.792
7	1:49.406	22.921	35.963	50.522	262.6	15:40.198
8	1:49.710	22.878	<b>36.336</b>	50.496	262.0	17:29.908
9	<b>1:48.781</b>	22.597	<b>35.770</b>	50.414	262.6	19:18.689
10	<b>1:49.664</b>	22.662	35.952	<b>51.050</b>	262.6	21:08.353
11	1:50.729	22.785	37.196	50.748	260.7	22:59.082
12	1:51.817	23.106	36.982	51.729	260.7	24:50.899
13	1:50.879	23.340	36.664	50.875	261.3	26:41.778
14	1:52.147	23.587	37.119	51.441	260.7	28:33.925
15	<b>1:53.286</b>	23.357	37.459	<b>52.470</b>	260.0	30:27.211
16	1:52.045	23.552	37.206	51.287	257.5	32:19.256

**83** Doriane PIN FRA  
Scuderia Niki - Iron Lynx 488 Challenge EVO

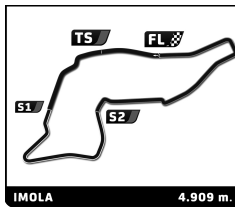
1	2:00.367	23.205	36.579	1:00.583		2:00.367
2	3:00.806	41.820	58.019	1:20.967	110.7	5:01.173
3	3:02.996	47.006	52.756	1:23.234	89.8	8:04.169
4	1:45.023	22.172	34.760	48.091	261.3	9:49.192
5	1:44.123	21.914	<b>34.308</b>	47.901	263.9	11:33.315
6	<b>1:43.991</b>	21.884	34.353	<b>47.754</b>	265.3	13:17.306
7	1:44.073	<b>21.792</b>	34.317	47.964	265.3	15:01.379
8	1:44.256	21.878	34.399	47.979	265.3	16:45.635
9	1:44.421	21.997	34.379	48.045	265.3	18:30.056
10	1:44.169	21.915	34.399	47.855	265.3	20:14.225
11	1:44.427	21.843	34.547	48.037	266.6	21:58.652
12	1:44.095	21.793	34.498	47.804	267.3	23:42.747
13	1:44.107	21.852	34.468	47.787	267.9	25:26.854
14	1:44.512	21.852	34.520	48.140	267.9	27:11.366
15	1:44.304	21.880	34.402	48.022	267.3	28:55.670
16	1:44.459	21.849	34.562	48.048	267.3	30:40.129

**66** Luka NURMI FIN  
Formula Racing 488 Challenge EVO

1	2:01.586	23.896	36.671	1:01.019		2:01.586
2	3:00.511	41.513	57.846	1:21.152	119.7	5:02.097
3	3:02.472	46.967	52.515	1:22.990	76.4	8:04.569
4	1:45.178	22.117	34.940	48.121	264.6	9:49.747
5	<b>1:44.236</b>	21.789	34.444	<b>48.003</b>	267.3	11:33.983
6	1:44.528	21.775	<b>34.438</b>	48.315	267.9	13:18.511
7	1:44.569	21.695	34.767	48.107	267.3	15:03.080
8	1:44.563	21.829	34.845	47.889	267.9	16:47.643
9	1:44.271	21.725	34.480	48.066	267.3	18:31.914
10	<b>1:43.999</b>	21.642	34.645	<b>47.712</b>	267.3	20:15.913
11	1:44.058	<b>21.609</b>	34.627	47.822	268.6	21:59.971
12	1:44.259	21.814	34.614	47.831	268.6	23:44.230

**85** Hanno LASKOWSKI DEU  
Riller & Schnauk - ZvO Racing 488 Challenge EVO

1	2:10.761	28.034	40.940	1:01.787		2:10.761
2	3:01.055	42.628	56.710	1:21.717	147.2	5:11.816
3	2:59.777	49.069	49.157	1:21.551	57.7	8:11.593
4	1:48.709	22.747	36.319	49.643	255.0	10:00.302
5	<b>1:48.284</b>	22.986	35.481	<b>49.817</b>	261.3	11:48.586
6	1:47.152	22.450	35.516	49.186	269.3	13:35.738
7	1:47.241	22.446	35.550	49.245	265.9	15:22.979
8	1:47.858	22.477	35.394	49.987	273.5	17:10.837
9	1:47.461	22.938	35.394	49.129	260.7	18:58.298
10	<b>1:46.233</b>	22.090	<b>35.259</b>	<b>48.884</b>	270.7	20:44.531
11	<b>1:46.560</b>	22.032	<b>35.371</b>	49.157	270.0	22:31.091
12	1:47.019	22.615	35.431	48.973	270.7	24:18.110



TROFEO PIRELLI  
IMOLA  
Race 1

Sector Analysis

— Invalidated Lap

■ Personal Best

■ Session Best

B Crossing the pit lane

Lap	Time	Sector 1	Sector 2	Sector 3	T.Spd	Elapsed
13	1:46.870	<b>21.973</b>	35.295	49.602	270.0	26:04.980
<b>89</b>	<b>Nigel SCHOONDERWOERD</b> NLD					
	Scuderia FMA - Iron Lynx 488 Challenge EVO					
1	2:12.396	28.383	41.883	1:02.130		2:12.396
2	3:01.334	42.595	56.466	1:22.273	140.4	5:13.730
3	2:59.334	49.561	48.769	1:21.004	51.8	8:13.064
4	<u>1:48.857</u>	22.592	35.876	<u>50.389</u>	263.9	10:01.921
5	<u>1:47.432</u>	22.397	<b>35.212</b>	<u>49.823</u>	267.9	11:49.353
6	1:47.692	22.393	35.693	49.606	267.9	13:37.045
7	1:47.026	22.230	35.422	49.374	268.6	15:24.071
8	1:47.504	22.191	35.341	49.972	267.9	17:11.575
9	1:47.107	22.469	35.501	49.137	272.1	18:58.682
10	<u>1:48.037</u>	22.307	<u>35.688</u>	50.042	269.3	20:46.719
11	1:47.731	22.635	35.702	49.394	265.9	22:34.450
12	1:47.360	22.639	35.875	48.846	267.3	24:21.810
13	<b>1:46.080</b>	<b>22.154</b>	35.261	<b>48.665</b>	267.3	26:07.890
14	<u>1:47.725</u>	23.232	<u>35.446</u>	49.047	266.6	27:55.615
15	1:46.765	22.160	35.607	48.998	267.9	29:42.380
16	1:47.494	22.471	35.650	49.373	267.9	31:29.874

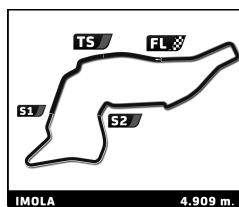
Lap	Time	Sector 1	Sector 2	Sector 3	T.Spd	Elapsed
<b>98</b>	<b>Claus ZIBRANDTSEN</b> DNK					
	Formula Racing 488 Challenge EVO					
1	2:09.906	26.842	41.288	1:01.776		2:09.906
2	3:00.588	41.843	57.059	1:21.686	148.4	5:10.494
3	3:00.070	48.675	49.483	1:21.912	53.7	8:10.564
4	1:50.762	22.758	36.390	51.614	255.7	10:01.326
5	1:48.302	23.138	35.601	49.563	245.0	11:49.628
6	<u>1:48.260</u>	22.437	35.777	<u>50.046</u>	260.7	13:37.888
7	1:46.971	22.274	35.179	49.518	264.6	15:24.859
8	1:47.063	22.314	35.303	49.446	264.6	17:11.922
9	1:47.589	22.614	35.706	49.269	263.9	18:59.511
10	1:46.950	22.246	35.590	49.114	262.0	20:46.461
11	1:47.490	22.333	35.804	49.353	264.6	22:33.951
12	<b>1:46.586</b>	22.090	35.798	<b>48.698</b>	262.6	24:20.537
13	<u>1:45.752</u>	<b>22.046</b>	<b>35.177</b>	<u>48.529</u>	263.9	26:06.289
14	<u>1:49.246</u>	25.114	35.577	<u>49.255</u>	264.6	27:56.235
15	1:46.844	22.339	35.442	49.063	263.3	29:43.079
16	1:47.511	22.240	35.713	49.558	263.9	31:30.590

Lap	Time	Sector 1	Sector 2	Sector 3	T.Spd	Elapsed
<b>402</b>	<b>Yudai UCHIDA</b> JPN					
	Rosso Scuderia 488 Challenge EVO					
1	2:09.601	27.721	40.008	1:01.872		2:09.601
2	3:02.698	41.406	57.188	1:24.104	149.3	5:12.299
3	2:59.814	49.492	48.779	1:21.543	54.2	8:12.113
4	1:48.355	22.765	36.022	49.568	268.6	10:00.468
5	1:47.121	22.249	35.644	49.228	271.4	11:47.589
6	1:46.959	22.458	35.283	49.218	273.5	13:34.548
7	1:46.496	22.347	35.245	48.904	272.1	15:21.044
8	1:45.854	22.236	34.967	48.651	266.6	17:06.898
9	1:45.799	22.110	35.073	48.616	267.3	18:52.697
10	<b>1:45.749</b>	22.203	34.947	48.599	268.6	20:38.446
11	1:45.869	<b>21.893</b>	<b>34.871</b>	49.105	269.3	22:24.315
12	1:45.795	21.939	35.158	48.698	267.9	24:10.110
13	<u>1:45.504</u>	21.939	<u>35.029</u>	<b>48.536</b>	270.7	25:55.614
14	1:46.443	22.661	35.159	48.623	271.4	27:42.057
15	1:46.440	22.287	35.166	48.987	269.3	29:28.497

Lap	Time	Sector 1	Sector 2	Sector 3	T.Spd	Elapsed
16	1:47.117	22.186	35.535	49.396	268.6	31:15.614
<b>452</b>	<b>Nobuhiro IMADA</b> JPN					
	Rosso Scuderia 488 Challenge EVO					
1	2:08.443	26.301	40.261	1:01.881		2:08.443
2	2:59.566	40.870	56.998	1:21.698	148.9	5:08.009
3	3:01.096	48.141	50.744	1:22.211	65.9	8:09.105
4	1:48.781	22.755	36.312	49.714	267.9	9:57.886
5	1:46.824	22.483	35.286	49.055	269.3	11:44.710
6	1:46.539	22.100	35.443	48.996	270.0	13:31.249
7	1:46.446	22.180	35.290	48.976	270.0	15:17.695
8	1:46.172	22.220	34.965	48.987	269.3	17:03.867
9	1:46.529	22.199	35.117	49.213	267.3	18:50.396
10	1:46.637	22.212	35.375	49.050	268.6	20:37.033
11	1:46.225	<b>22.090</b>	35.056	49.079	267.3	22:23.258
12	<b>1:46.049</b>	22.222	35.052	<b>48.775</b>	266.6	24:09.307
13	1:46.163	22.090	<b>34.861</b>	49.212	267.3	25:55.470
14	1:46.180	22.396	34.922	48.862	265.3	27:41.650
15	1:46.335	22.195	35.253	48.887	267.3	29:27.985
16	1:46.731	22.172	35.457	49.102	267.3	31:14.716

Lap	Time	Sector 1	Sector 2	Sector 3	T.Spd	Elapsed
<b>500</b>	<b>Kanji YAGURA</b> JPN					
	Cornes Osaka 488 Challenge EVO					
1	2:14.254	29.368	41.907	1:02.979		2:14.254
2	3:02.597	42.926	56.511	1:23.160	118.3	5:16.851
3	2:58.061	49.246	48.330	1:20.485	54.2	8:14.912
4	1:49.730	23.174	36.390	50.166	248.5	10:04.642
5	1:49.294	22.989	36.223	50.082	264.6	11:53.936
6	1:48.492	22.553	36.004	49.935	267.3	13:42.428
7	1:48.393	22.582	35.924	49.887	266.6	15:30.821
8	1:48.579	22.414	35.972	50.193	265.9	17:19.400
9	1:48.904	22.600	36.185	50.119	263.3	19:08.304
10	1:47.547	22.412	<b>35.686</b>	49.449	265.3	20:55.851
11	<b>1:47.467</b>	<b>22.154</b>	35.947	<b>49.366</b>	265.9	22:43.318
12	<u>1:48.554</u>	22.413	<u>36.517</u>	49.624	266.6	24:31.872
13	1:48.669	22.571	36.097	50.001	266.6	26:20.541
14	1:51.052	23.729	36.905	50.418	262.6	28:11.593
15	<u>1:49.073</u>	22.491	<u>36.585</u>	49.997	265.3	30:00.666
16	1:49.029	22.871	36.073	50.085	263.9	31:49.695

Lap	Time	Sector 1	Sector 2	Sector 3	T.Spd	Elapsed
<b>505</b>	<b>Motohiko ISOZAKI</b> JPN					
	Cornes Shiba 488 Challenge EVO					
1	2:26.262	33.152	44.027	1:09.083		2:26.262
2	3:02.122	39.657	55.928	1:26.537	106.5	5:28.384
3	2:55.340	49.496	44.868	1:20.976	73.1	8:23.724
4	1:50.430	23.161	36.207	51.062	255.0	10:14.154
5	1:50.160	23.160	36.328	50.672	258.8	12:04.314
6	1:50.553	23.280	36.859	50.414	246.1	13:54.867
7	1:49.916	23.286	36.191	50.439	243.9	15:44.783
8	1:49.566	23.127	36.077	<b>50.362</b>	255.0	17:34.349
9	1:49.775	23.313	<b>35.995</b>	50.467	249.0	19:24.124
10	1:50.869	23.110	37.358	50.401	263.9	21:14.993
11	<b>1:49.389</b>	22.944	36.002	50.443	260.7	23:04.382
12	1:50.246	<b>22.865</b>	36.432	50.949	265.3	24:54.628
13	1:50.622	23.115	36.602	50.905	262.6	26:45.250
14	1:52.765	24.307	36.682	51.776	205.5	28:38.015
15	1:52.013	23.695	36.935	51.383	245.6	30:30.028



TROFEO PIRELLI IMOLA Race 1

Sector Analysis

Invalidated Lap Personal Best Session Best Crossing the pit lane

Table with 12 columns: Lap, Time, Sector 1, Sector 2, Sector 3, T.Spd, Elapsed. Contains data for lap 16.

Driver profile for Shigeru KAMIUE (527), JPN, European Version, 488 Challenge EVO. Includes lap times and sector data for laps 1-15.

Driver profile for Eric CHEUNG (598), HKG, Blackbirds Concessionaires, 488 Challenge EVO. Includes lap times and sector data for laps 1-16.

Driver profile for Kazuyuki YAMAGUCHI (550), JPN, Cornes Osaka, 488 Challenge EVO. Includes lap times and sector data for laps 1-16.

Driver profile for Baby KEI (593), JPN, Cornes Osaka, 488 Challenge EVO. Includes lap times and sector data for laps 1-16.