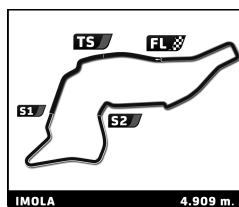


TROFEO PIRELLI
IMOLA
Qualifying 1

Sector Analysis

— Invalidated Lap ■ Personal Best ■ Session Best B Crossing the pit lane

Lap	Time	Sector 1	Sector 2	Sector 3	T.Sp	Elapsed	Lap	Time	Sector 1	Sector 2	Sector 3	T.Sp	Elapsed
2	Ange BARDE FRA SF Côte d'Azur Cannes - IB FAST 488 Challenge EVO						8	Nicòlò ROSI CHE Kessel Racing 488 Challenge EVO					
1	18:41.689	...	48.626	1:06.310	115.5	18:41.689	1	10:27.695	8:46.081	44.052	57.562	160.4	10:27.695
2	2:10.897	30.252	43.916	56.729	166.9	20:52.586	2	3:02.742 B	26.678	53.209	1:42.855	216.0	13:30.437
3	1:58.002	25.184	39.514	53.304	211.3	22:50.588	3	4:56.505	3:14.340	38.135	1:04.030	125.9	18:26.942
4	1:46.117	22.354	35.103	48.660	261.3	24:36.705	4	1:49.054	22.928	36.191	49.935	260.7	20:15.996
5	1:45.378	21.914	35.289	48.175	263.9	26:22.083	5	1:45.859	22.222	35.202	48.435	263.9	22:01.855
6	1:44.584	21.955	34.725	47.904	263.9	28:06.667	6	2:03.449	24.164	38.160	1:01.125	260.0	24:05.304
7	1:44.727	21.563	34.810	48.354	263.9	29:51.394	7	1:45.071	22.172	34.591	48.308	263.3	25:50.375
8	1:44.365	21.664	34.663	48.038	263.9	31:35.759	8	1:49.872	21.843	36.708	51.321	264.6	27:40.247
9	2:16.309	21.803	46.656	1:07.850	263.9	33:52.068	9	1:45.003	21.924	34.559	48.520	263.9	29:25.250
3	Max MUGELLI ITA CDP - Eureka Competition 488 Challenge EVO						10	2:03.453	24.053	39.050	1:00.350	226.6	31:28.703
1	7:30.521	5:54.974	42.523	53.024	125.9	7:30.521	11	1:45.447	22.243	34.766	48.438	262.0	33:14.150
2	1:46.617	22.663	35.027	48.927	263.9	9:17.138	12	1:56.799	24.823	40.675	51.301	249.6	35:10.949
3	2:24.596 B	22.567	34.986	1:27.043	264.6	11:41.734	13	1:44.832	22.054	34.508	48.270	262.0	36:55.781
4	6:57.580	5:21.514	41.868	54.198	176.1	18:39.314							
5	1:45.675	22.078	34.598	48.999	265.3	20:24.989							
6	1:45.060	22.123	34.695	48.242	265.9	22:10.049							
7	2:00.528	27.801	42.543	50.184	265.9	24:10.577							
8	1:44.433	22.011	34.530	47.892	265.3	25:55.010							
9	2:09.799 B	22.094	34.631	1:13.074	267.3	28:04.809							
10	2:51.052	1:24.673	37.180	49.199	181.2	30:55.861							
11	1:51.871	22.186	38.950	50.735	265.9	32:47.732							
12	1:49.111	22.067	35.349	51.695	265.9	34:36.843							
4	Christian BRUNSBORG DNK Formula Racing 488 Challenge EVO						9	Andrew MORROW GBR Charles Hurst 488 Challenge EVO					
1	22:56.629	...	40.482	53.607	145.2	22:56.629	1	2:25.759	41.834	44.278	59.647	120.4	2:25.759
2	1:52.577	23.014	37.788	51.775	258.1	24:49.206	2	1:55.163	25.064	37.554	52.545	221.4	4:20.922
3	1:45.970	21.934	34.856	49.180	262.0	26:35.176	3	1:48.034	22.634	35.868	49.532	261.3	6:08.956
4	1:44.252	21.783	34.288	48.181	262.6	28:19.428	4	1:47.342	22.491	35.090	49.761	261.3	7:56.298
5	1:57.729	21.699	35.083	1:00.947	263.9	30:17.157	5	1:49.098	24.062	35.327	49.709	218.7	9:45.396
6	1:44.076	21.634	34.176	48.266	263.3	32:01.233	6	10:48.058 B	22.112	35.092	9:50.854	260.7	20:33.454
							7	2:20.110	45.793	39.866	54.451	100.1	22:53.564
							8	1:47.186	22.522	35.304	49.360	261.3	24:40.750
							9	1:46.014	22.377	34.928	48.709	262.6	26:26.764
							10	1:46.493	22.029	35.196	49.268	263.9	28:13.257
							11	4:08.906 B	22.996	37.012	3:08.898	250.8	32:22.163
							12	2:10.505	41.568	36.051	52.886	173.2	34:32.668
							13	1:47.377	22.146	35.129	50.102	262.6	36:20.045
5	Adrian SUTIL DEU Gohm Motorsport 488 Challenge EVO						13	Arno DAHLMAYER DEU Scuderia Niki - Iron Lynx 488 Challenge EVO					
1	19:36.290	...	40.845	53.934	159.4	19:36.290	1	19:17.172	...	41.544	55.491	154.3	19:17.172
2	1:48.365	23.020	35.656	49.689	252.6	21:24.655	2	1:54.226	24.440	37.987	51.799	249.0	21:11.398
3	1:49.619	23.467	35.284	50.868	258.1	23:14.274	3	1:46.973	23.025	35.383	48.565	259.4	22:58.371
4	1:44.068	21.684	33.943	48.441	262.6	24:58.342	4	1:44.990	22.174	34.726	48.090	265.3	24:43.361
5	2:07.756	25.920	46.582	55.254	213.4	27:06.098	5	1:45.104	21.963	35.010	48.131	265.3	26:28.465
6	1:43.697	21.606	33.932	48.159	263.3	28:49.795	6	1:45.137	22.077	34.848	48.212	266.6	28:13.602
7	1:43.690	21.648	34.039	48.003	263.9	30:33.485	7	1:48.213	22.380	34.645	51.188	265.3	30:01.815
8	2:08.215	25.783	45.252	57.180	261.3	32:41.700	8	1:45.205	22.084	34.776	48.345	263.3	31:47.020
9	1:49.842	21.584	35.260	52.998	263.3	34:31.542							
6	Thomas NEUBAUER FRA Charles Pozzi - Courage 488 Challenge EVO						16	Han SIKKENS NLD HR Owen 488 Challenge EVO					
1	24:14.067	...	38.741	50.663	171.0	24:14.067	1	4:06.860	2:33.751	40.578	52.531	126.2	4:06.860
2	1:48.556	22.467	35.044	51.045	265.3	26:02.623	2	1:57.526	23.471	39.027	55.028	255.7	6:04.386
3	1:42.853	21.355	33.848	47.650	263.9	27:45.476	3	1:45.875	22.352	34.749	48.774	258.8	7:50.261
4	1:42.311	21.222	33.901	47.188	265.9	29:27.787	4	1:53.701	22.091	37.050	54.560	259.4	9:43.962
							5	11:32.096 B	22.224	34.970	...	258.8	21:16.058
							6	2:22.296	40.563	37.251	1:04.482	163.1	23:38.354
							7	1:57.358	25.501	35.929	55.928	247.3	25:35.712
							8	1:50.267	22.091	38.154	50.022	262.6	27:25.979
							9	1:53.008	22.120	36.650	54.238	260.0	29:18.987
							10	1:46.398	22.108	34.900	49.390	259.4	31:05.385
							11	1:46.255	22.029	35.262	48.964	260.0	32:51.640



TROFEO PIRELLI IMOLA Qualifying 1

Sector Analysis

Invalidated Lap

Personal Best

Session Best

Crossing the pit lane

Lap	Time	Sector 1	Sector 2	Sector 3	T.Spd	Elapsed
12	1:45.756	22.026	35.043	48.687	261.3	34:37.396

17 Alexandre BOCHEZ CHE						
Kessel Racing 488 Challenge EVO						
1	5:26.732	3:44.541	45.239	56.952	129.4	5:26.732
2	1:56.082	23.977	38.757	53.348	256.9	7:22.814
3	1:48.771	22.612	36.216	49.943	260.0	9:11.585
4	1:47.868	22.300	35.620	49.948	262.6	10:59.453
5	5:04.459 B	31.681	45.210	3:47.568	184.4	16:03.912
6	2:25.443	47.218	44.695	53.530	119.1	18:29.355
7	1:47.416	22.199	35.529	49.688	262.0	20:16.771
8	1:52.933	22.073	36.369	54.491	264.6	22:09.704
9	1:46.754	22.173	35.459	49.122	263.3	23:56.458
10	1:46.539	22.192	35.507	48.840	263.9	25:42.997
11	1:57.095	22.971	38.635	55.489	265.3	27:40.092
12	1:53.514	24.775	38.420	50.319	241.6	29:33.606
13	1:45.998	22.104	35.026	48.868	263.9	31:19.604
14	1:53.995	23.186	37.383	53.426	263.3	33:13.599

19 Eliseo DONNO ITA						
CDP - Best Lap 488 Challenge EVO						
1	23:25.308	...	40.491	55.907	172.1	23:25.308
2	1:48.033	22.737	35.670	49.626	260.0	25:13.341
3	1:42.927	21.608	34.101	47.218	265.3	26:56.268
4	1:42.644	21.306	34.116	47.222	266.6	28:38.912
5	1:51.491	21.389	41.648	48.454	266.6	30:30.403
6	1:54.873	21.417	34.222	59.234	267.3	32:25.276
7	1:54.850	21.656	35.861	57.333	265.3	34:20.126

22 Nicola MARINANGELI ITA						
CDP 488 Challenge EVO						
1	18:15.910	...	40.764	56.111	158.4	18:15.910
2	1:54.457	23.122	37.516	53.819	263.3	20:10.367
3	1:44.733	22.063	34.618	48.052	265.3	21:55.100
4	1:44.356	21.881	34.379	48.096	265.9	23:39.456
5	1:54.767	24.736	37.320	52.711	225.7	25:34.223
6	1:49.210	21.667	34.091	53.452	265.9	27:23.433
7	1:43.822	21.832	34.228	47.762	264.6	29:07.255
8	1:43.890	21.636	34.345	47.909	264.6	30:51.145

25 Alessandro COZZI ITA						
Formula Racing 488 Challenge EVO						
1	19:39.716	...	41.539	52.901	162.8	19:39.716
2	1:48.411	23.008	36.307	49.096	260.7	21:28.127
3	1:49.871	22.673	36.167	51.031	262.6	23:17.998
4	1:46.387	22.416	35.193	48.778	262.6	25:04.385
5	1:45.896	22.480	35.123	48.293	262.6	26:50.281
6	1:44.898	22.102	34.603	48.193	263.3	28:35.179
7	1:53.061	21.996	34.825	56.240	265.3	30:28.240
8	1:46.238	22.132	34.964	49.142	263.9	32:14.478
9	1:45.675	22.128	35.061	48.486	263.9	34:00.153

26 John WARTIQUE BEL						
FML - D2P 488 Challenge EVO						
1	26:48.368	...	40.653	51.748	107.8	26:48.368
2	1:46.129	22.682	35.199	48.248	256.9	28:34.497
3	1:43.645	21.893	34.276	47.476	268.6	30:18.142

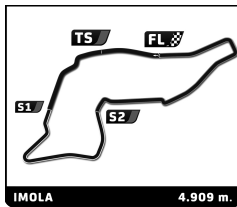
Lap	Time	Sector 1	Sector 2	Sector 3	T.Spd	Elapsed
4	1:45.279	21.527	33.988	49.764	270.7	32:03.421
5	1:43.528	21.641	34.126	47.761	270.0	33:46.949

27 Marco PULCINI ITA						
Al Tayer Motors 488 Challenge EVO						
1	12:27.699 B	...	41.375	1:32.797	126.8	12:27.699
2	5:42.754	4:13.337	37.661	51.756	120.3	18:10.453
3	1:46.341	22.549	35.292	48.500	260.7	19:56.794
4	1:44.414	21.783	34.360	48.271	261.3	21:41.208
5	1:45.569	21.628	34.430	49.511	262.6	23:26.777
6	1:57.776	22.152	42.099	53.525	263.9	25:24.553
7	1:46.725	21.935	34.873	49.917	265.3	27:11.278
8	1:44.448	21.678	34.606	48.164	265.3	28:55.726
9	1:44.124	21.649	34.268	48.207	265.9	30:39.850

44 Andrew GILBERT GBR						
Kessel Racing 488 Challenge EVO						
1	7:17.203	5:37.845	41.528	57.830	151.6	7:17.203
2	1:52.877	24.274	37.760	50.843	241.1	9:10.080
3	1:48.701	22.681	36.127	49.893	258.1	10:58.781
4	5:13.648 B	27.842	44.562	4:01.244	173.2	16:12.429
5	2:23.450	45.188	42.853	55.409	131.6	18:35.879
6	1:49.224	23.061	36.030	50.133	258.8	20:25.103
7	1:47.876	22.706	35.588	49.582	260.7	22:12.979
8	1:47.865	22.693	35.456	49.716	261.3	24:00.844
9	1:47.014	22.568	35.267	49.179	259.4	25:47.858
10	1:49.493	22.473	35.995	51.025	261.3	27:37.351
11	1:47.771	22.601	35.456	49.714	261.3	29:25.122
12	1:47.118	22.481	35.294	49.343	262.6	31:12.240
13	1:55.568	22.879	38.039	54.650	259.4	33:07.808

55 Mikael BOCHEZ CHE						
Kessel Racing 488 Challenge EVO						
1	5:37.795	3:49.110	46.624	1:02.061	146.6	5:37.795
2	1:57.252	25.755	38.725	52.772	236.2	7:35.047
3	1:49.446	23.239	36.099	50.108	258.1	9:24.493
4	4:58.076 B	22.997	37.145	3:57.934	259.4	14:22.569
5	3:56.158	2:23.153	38.764	54.241	162.1	18:18.727
6	1:52.790	22.978	38.426	51.386	261.3	20:11.517
7	1:48.637	22.622	35.978	50.037	262.0	22:00.154
8	1:49.575	23.774	35.894	49.907	238.9	23:49.729
9	1:47.830	22.462	35.599	49.769	261.3	25:37.559
10	1:49.616	23.108	36.102	50.406	259.4	27:27.175
11	1:48.112	22.437	35.518	50.157	262.6	29:15.287
12	1:48.614	22.564	35.722	50.328	260.7	31:03.901
13	1:54.806	23.758	37.559	53.489	260.0	32:58.707
14	1:50.633	22.859	36.904	50.870	260.7	34:49.340
15	1:50.049	22.575	36.515	50.959	260.7	36:39.389

66 Luka NURMI FIN						
Formula Racing 488 Challenge EVO						
1	18:07.351	...	39.039	53.238	167.5	18:07.351
2	1:58.117	24.211	37.973	55.933	247.3	20:05.468
3	1:43.078	21.599	33.924	47.555	265.3	21:48.546
4	1:42.890	21.490	33.909	47.491	267.3	23:31.436
5	1:52.032	22.455	35.953	53.624	267.9	25:23.468
6	1:46.362	21.519	34.276	50.567	266.6	27:09.830



TROFEO PIRELLI
IMOLA
Qualifying 1

Sector Analysis

— Invalidated Lap

■ Personal Best

■ Session Best

B Crossing the pit lane

Lap	Time	Sector 1	Sector 2	Sector 3	T.Spd	Elapsed
7	1:44.418	21.579	34.032	48.807	267.3	28:54.248
8	1:42.831	21.494	34.166	47.171	267.3	30:37.079
9	1:42.806	21.387	34.124	47.295	269.3	32:19.885
10	1:53.699	21.469	37.929	54.301	267.9	34:13.584

76 **Faisal AL FAISAL** SAU
HR Owen 488 Challenge EVO

1	4:57.492	3:10.877	47.133	59.482	117.9	4:57.492
2	2:06.960	26.955	36.925	1:03.080	197.8	7:04.452
3	1:55.026	27.454	37.960	49.612	214.7	8:59.478
4	1:47.693	22.505	36.331	48.857	258.1	10:47.171
5	5:01.312	35.794	46.905	3:38.613	129.4	15:48.483
6	2:45.563	58.790	42.112	1:04.661	156.8	18:34.046
7	2:12.501	22.388	35.332	1:14.781	260.7	20:46.547
8	1:47.571	22.785	35.351	49.435	255.0	22:34.118
9	1:47.320	23.008	35.257	49.055	260.7	24:21.438
10	1:47.255	22.368	35.042	49.845	259.4	26:08.693
11	1:52.231	22.367	36.177	53.687	258.1	28:00.924
12	1:46.615	22.393	35.418	48.804	258.1	29:47.539
13	1:46.558	22.158	35.194	49.206	259.4	31:34.097

83 **Doriane PIN** FRA
Scuderia Niki - Iron Lynx 488 Challenge EVO

1	23:06.259	...	38.217	51.617	168.5	23:06.259
2	1:50.396	22.899	35.554	51.943	260.7	24:56.655
3	1:43.818	21.897	34.332	47.589	265.3	26:40.473
4	1:42.779	21.649	33.847	47.283	265.9	28:23.252
5	1:51.566	21.581	34.030	55.955	265.9	30:14.818
6	1:43.135	21.733	33.974	47.428	265.3	31:57.953
7	2:11.806	21.693	34.959	1:15.154	266.6	34:09.759

85 **Hanno LASKOWSKI** DEU
Riller & Schnauk - ZvO Racing 488 Challenge EVO

1	2:24.763	43.435	44.220	57.108	129.1	2:24.763
2	1:53.978	24.945	37.345	51.688	214.3	4:18.741
3	1:47.505	22.722	35.837	48.946	265.3	6:06.246
4	1:45.422	22.075	34.865	48.482	266.6	7:51.668
5	1:44.872	21.686	34.665	48.521	267.9	9:36.540
6	1:29.962	22.050	35.168	...	267.3	21:06.502
7	2:19.198	43.906	39.817	55.475	152.3	23:25.700
8	1:50.325	23.587	36.402	50.336	250.8	25:16.025
9	1:44.859	21.796	34.813	48.250	269.3	27:00.884
10	1:44.947	21.711	34.730	48.506	269.3	28:45.831
11	1:45.573	21.783	35.139	48.651	267.3	30:31.404
12	1:45.136	21.792	35.056	48.288	271.4	32:16.540
13	1:45.191	21.689	34.854	48.648	270.0	34:01.731

89 **Nigel SCHOONDERWOERD** NLD
Scuderia FMA - Iron Lynx 488 Challenge EVO

1	23:28.915	...	43.459	1:00.502	156.3	23:28.915
2	1:59.920	27.473	37.035	55.412	191.4	25:28.835
3	2:05.079	22.703	35.016	1:07.360	264.6	27:33.914
4	2:52.501	1:28.118	34.793	49.590	178.5	30:26.415
5	1:46.073	22.102	35.231	48.740	269.3	32:12.488
6	1:45.538	22.022	34.893	48.623	269.3	33:58.026

98 **Claus ZIBRANDTSEN** DNK
Formula Racing 488 Challenge EVO

1	24:34.189	...	40.660	52.518	106.8	24:34.189
2	1:51.054	23.420	37.663	49.971	247.3	26:25.243
3	1:51.802	22.738	39.314	49.750	256.9	28:17.045
4	2:03.143	22.614	37.386	1:03.143	260.7	30:20.188
5	1:46.666	22.541	35.149	48.976	262.0	32:06.854
6	1:45.238	21.908	34.676	48.654	262.6	33:52.092
7	2:08.459	22.983	41.892	1:03.584	262.6	36:00.551

402 **Yudai UCHIDA** JPN
Rosso Scuderia 488 Challenge EVO

1	6:33.752	4:53.200	42.433	58.119	156.8	6:33.752
2	1:55.069	25.606	38.420	51.043	187.7	8:28.821
3	1:45.689	22.447	34.740	48.502	262.6	10:14.510
4	3:43.761	21.908	38.371	2:43.482	264.6	13:58.271
5	4:14.975	2:45.626	36.990	52.359	153.2	18:13.246
6	1:44.921	22.304	34.527	48.090	265.3	19:58.167
7	1:44.805	22.211	34.330	48.264	265.9	21:42.972
8	1:46.209	22.990	34.378	48.841	265.9	23:29.181

452 **Nobuhiro IMADA** JPN
Rosso Scuderia 488 Challenge EVO

1	2:14.009	37.800	41.603	54.606	138.4	2:14.009
2	1:55.946	24.830	37.065	54.051	237.3	4:09.955
3	1:46.261	22.204	35.064	48.993	262.6	5:56.216
4	1:45.736	21.850	35.053	48.833	263.3	7:41.952
5	1:44.465	21.648	34.570	48.247	265.3	9:26.417

500 **Kanji YAGURA** JPN
Cornes Osaka 488 Challenge EVO

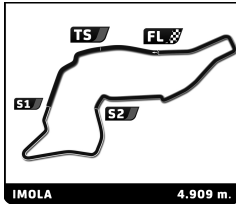
1	18:17.087	...	42.250	58.641	148.9	18:17.087
2	1:55.318	24.386	39.613	51.319	246.7	20:12.405
3	1:47.868	22.646	35.689	49.533	265.3	22:00.273
4	1:47.218	22.458	35.478	49.282	263.3	23:47.491
5	1:48.217	22.360	35.250	50.607	263.9	25:35.708
6	2:07.287	27.448	42.781	57.058	200.5	27:42.995
7	1:57.825	26.900	36.908	54.017	196.4	29:40.820
8	1:51.547	22.166	38.339	51.042	263.3	31:32.367
9	1:46.352	22.102	35.124	49.126	263.9	33:18.719

505 **Motohiko ISOZAKI** JPN
Cornes Shiba 488 Challenge EVO

1	23:35.147	...	54.357	1:13.353	102.6	23:35.147
2	1:59.902	27.084	41.093	51.725	192.4	25:35.049
3	2:00.878	22.810	42.814	55.254	262.6	27:35.927
4	1:47.500	22.391	35.618	49.491	261.3	29:23.427
5	1:48.098	22.878	35.887	49.333	262.6	31:11.525

527 **Shigeru KAMIUE** JPN
European Version 488 Challenge EVO

1	2:26.907	42.926	46.104	57.877	122.9	2:26.907
2	1:54.628	24.396	38.074	52.158	232.6	4:21.535
3	1:51.051	23.266	37.113	50.672	261.3	6:12.586
4	1:50.401	22.978	36.378	51.045	262.6	8:02.987
5	1:50.762	23.000	36.766	50.996	262.0	9:53.749



TROFEO PIRELLI
IMOLA
Qualifying 1

Sector Analysis

— Invalidated Lap ■ Personal Best ■ Session Best B Crossing the pit lane

Lap	Time	Sector 1	Sector 2	Sector 3	T.Sp	Elapsed	Lap	Time	Sector 1	Sector 2	Sector 3	T.Sp	Elapsed
6	6:33.785 B	27.158	46.750	5:19.877	205.9	16:27.534							
7	2:12.937	39.319	39.019	54.599	179.1	18:40.471							
8	2:05.732	22.772	36.235	1:06.725	263.3	20:46.203							
9	1:54.006	26.957	36.756	50.293	198.6	22:40.209							
10	1:49.202	22.975	36.005	50.222	261.3	24:29.411							

550 Kazuyuki YAMAGUCHI JPN
Cornes Osaka 488 Challenge EVO

1	6:35.607	4:57.488	42.130	55.989	148.4	6:35.607
2	1:57.215	25.862	39.242	52.111	176.1	8:32.822
3	1:48.481	22.894	36.057	49.530	263.3	10:21.303
4	2:56.600 B	22.656	42.913	1:51.031	263.9	13:17.903
5	5:12.735	3:27.332	42.327	1:03.076	126.3	18:30.638
6	1:48.092	22.645	36.060	49.387	266.6	20:18.730
7	1:47.686	22.499	35.435	49.752	267.3	22:06.416
8	1:48.206	22.537	35.717	49.952	265.9	23:54.622
9	1:46.926	22.375	35.458	49.093	265.9	25:41.548

593 Baby KEI JPN
Cornes Osaka 488 Challenge EVO

1	2:21.168	39.824	44.775	56.569	128.1	2:21.168
2	1:53.390	23.722	37.992	51.676	252.6	4:14.558
3	1:51.632	23.617	36.666	51.349	257.5	6:06.190
4	1:49.812	23.396	36.113	50.303	228.1	7:56.002
5	1:59.411	25.809	38.714	54.888	226.2	9:55.413
6	11:14.440 B	23.806	36.380	...	248.5	21:09.853
7	2:25.746	42.422	39.140	1:04.184	145.8	23:35.599
8	2:03.505	29.312	39.443	54.750	193.5	25:39.104
9	1:49.306	23.062	36.366	49.878	261.3	27:28.410
10	1:51.900	22.404	36.179	53.317	265.3	29:20.310
11	1:48.397	22.650	35.800	49.947	263.3	31:08.707

598 Eric CHEUNG HKG
Blackbirds Concessionaires 488 Challenge EVO

1	6:48.929	5:09.605	44.641	54.683	149.3	6:48.929
2	1:49.642	23.043	36.779	49.820	258.1	8:38.571
3	1:48.466	22.615	35.479	50.372	260.7	10:27.037
4	6:17.738 B	22.540	42.849	5:12.349	260.7	16:44.775
5	2:08.235	40.757	36.722	50.756	171.0	18:53.010
6	1:48.106	22.486	35.433	50.187	261.3	20:41.116
7	1:47.553	22.527	35.630	49.396	260.7	22:28.669
8	1:47.335	22.343	35.387	49.605	260.7	24:16.004
9	1:54.324	22.691	35.720	55.913	262.6	26:10.328
10	1:54.095	22.723	36.036	55.336	257.5	28:04.423
11	2:02.321	23.687	40.710	57.924	259.4	30:06.744
12	1:47.512	22.605	35.517	49.390	261.3	31:54.256
13	1:47.245	22.461	35.187	49.597	261.3	33:41.501