

TROFEO PIRELLI IMOLA

Free Practice

Sector Analysis

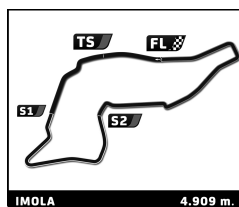
Invalidated Lap

Personal Best

Session Best

B Crossing the pit lane

Lap	Time	Sector 1	Sector 2	Sector 3	T.Sp	Elapsed	Lap	Time	Sector 1	Sector 2	Sector 3	T.Sp	Elapsed	
2	Ange BARDE FRA							5	1:47.007	22.414	35.031	49.562	260.0	10:10.940
	SF Côte d'Azur Cannes - IB FAST 488 Challenge EVO							6	<u>1:46.811</u>	22.680	<u>35.137</u>	<u>48.994</u>	262.0	11:57.751
1	2:36.348	57.247	41.824	57.277	130.0	2:36.348	7	1:48.726	23.496	34.976	50.254	262.6	13:46.477	
2	2:06.019	27.588	40.177	58.254	180.0	4:42.367	8	1:45.367	22.001	34.656	48.710	263.3	15:31.844	
3	5:04.142 B	30.977	41.955	3:51.210	178.5	9:46.509	9	4:28.754 B	26.103	43.089	3:19.562	216.9	20:00.598	
4	2:32.002	50.468	43.887	57.647	127.5	12:18.511	10	2:29.172	45.399	46.317	57.456	148.2	22:29.770	
5	2:06.145	32.347	40.802	52.996	186.0	14:24.656	11	<u>1:46.935</u>	23.036	<u>35.102</u>	48.797	228.1	24:16.705	
6	1:47.051	22.364	35.442	49.245	260.7	16:11.707	12	1:44.878	21.740	34.757	48.381	262.6	26:01.583	
7	1:45.284	22.097	34.640	48.547	265.3	17:56.991	13	1:46.906	21.955	35.700	49.251	263.9	27:48.489	
8	1:53.148	26.023	37.268	49.857	252.0	19:50.139	14	6:44.037 B	26.716	42.920	5:34.401	194.6	34:32.526	
9	1:57.302	22.095	41.286	53.921	265.9	21:47.441	15	5:42.770	4:15.995	37.872	48.903	178.5	40:15.296	
10	<u>1:44.888</u>	22.144	34.692	<u>48.052</u>	264.6	23:32.329	16	1:46.501	21.866	35.154	49.481	264.6	42:01.797	
11	4:23.986 B	22.245	40.245	3:21.496	266.6	27:56.315	17	<u>3:26.151</u> B	23.560	36.534	<u>2:26.057</u>	261.3	45:27.948	
12	12:11.507	...	40.767	52.238	145.8	40:07.822	18	2:25.294	44.544	43.109	57.641	120.8	47:53.242	
13	1:46.627	22.257	35.564	48.806	259.4	41:54.449	19	<u>1:55.830</u>	25.097	39.624	<u>51.109</u>	260.7	49:49.072	
14	<u>1:44.155</u>	21.693	34.523	<u>47.939</u>	267.3	43:38.604	20	1:49.635	21.794	34.654	53.187	264.6	51:38.707	
15	1:44.353	<u>21.461</u>	<u>34.143</u>	48.749	265.9	45:22.957	21	<u>1:50.647</u>	21.799	<u>35.252</u>	53.596	263.9	53:29.354	
16	<u>1:44.332</u>	21.626	34.503	<u>48.203</u>	266.6	47:07.289	22	<u>1:44.491</u>	<u>21.716</u>	<u>34.490</u>	<u>48.285</u>	264.6	55:13.845	
17	3:11.301 B	21.834	36.496	2:12.971	263.9	50:18.590								
18	2:16.179	42.465	38.951	54.763	152.3	52:34.769								
19	1:54.542	27.308	37.055	50.179	198.2	54:29.311								
20	1:50.401	22.710	37.725	49.966	263.3	56:19.712								
21	<u>1:45.039</u>	21.947	34.940	<u>48.152</u>	265.3	58:04.751								
3	Max MUGELLI ITA							5	Adrian SUTIL DEU					
	CDP - Eureka Competition 488 Challenge EVO								Gohm Motorsport 488 Challenge EVO					
1	3:09.831	1:15.853	46.958	1:07.020	105.5	3:09.831	1	2:56.590	1:12.349	45.386	58.855	125.9	2:56.590	
2	2:15.033	27.495	44.505	1:03.033	212.1	5:24.864	2	2:06.300	28.567	42.799	54.934	192.1	5:02.890	
3	2:09.757	26.515	45.399	57.843	223.3	7:34.621	3	1:55.677	26.426	37.723	51.528	210.0	6:58.567	
4	1:47.075	22.484	35.403	49.188	267.3	9:21.696	4	2:13.004 B	23.063	36.431	1:13.510	255.0	9:11.571	
5	1:47.933	23.263	35.896	48.774	266.6	11:09.629	5	3:19.735	1:54.461	36.069	49.205	169.6	12:31.306	
6	1:47.105	22.620	35.365	49.120	267.3	12:56.734	6	<u>1:45.694</u>	22.102	<u>34.557</u>	49.035	263.9	14:17.000	
7	2:16.754 B	22.285	35.591	1:18.878	266.6	15:13.488	7	1:46.223	21.949	34.946	49.328	263.9	16:03.223	
8	3:19.278	1:47.444	39.989	51.845	171.0	18:32.766	8	1:45.424	21.938	34.441	49.045	264.6	17:48.647	
9	1:52.295	23.282	38.215	50.798	256.3	20:25.061	9	1:59.634	25.095	44.997	49.542	228.1	19:48.281	
10	<u>1:47.933</u>	22.166	36.658	<u>49.109</u>	267.3	22:12.994	10	1:45.064	22.053	34.497	48.514	263.3	21:33.345	
11	<u>1:46.113</u>	22.277	<u>35.277</u>	<u>48.559</u>	267.3	23:59.107	11	1:49.215	21.806	35.163	52.246	264.6	23:22.560	
12	1:45.790	22.013	34.996	48.781	267.9	25:44.897	12	1:44.820	<u>21.748</u>	34.885	48.187	264.6	25:07.380	
13	2:15.573 B	22.007	36.686	1:16.880	267.3	28:00.470	13	2:17.608 B	21.774	42.397	1:13.437	264.6	27:24.988	
14	12:49.200	...	42.917	1:14.345	164.9	40:49.670	14	12:39.459	...	37.373	50.410	171.5	40:04.447	
15	<u>2:03.035</u>	28.566	40.088	<u>54.381</u>	181.2	42:52.705	15	1:44.974	21.829	34.693	48.452	263.9	41:49.421	
16	1:45.309	22.073	<u>34.737</u>	48.499	267.9	44:38.014	16	1:52.885	23.136	40.223	49.526	265.9	43:42.306	
17	<u>1:44.793</u>	<u>21.809</u>	34.809	48.175	268.6	46:22.807	17	1:45.617	22.242	34.805	48.570	265.3	45:27.923	
18	1:56.140	22.399	43.020	50.721	269.3	48:18.947	18	<u>1:46.035</u>	22.474	<u>34.995</u>	48.566	265.3	47:13.958	
19	1:44.957	21.999	34.857	<u>48.101</u>	267.9	50:03.904	19	<u>1:45.245</u>	22.002	<u>34.721</u>	<u>48.522</u>	263.9	48:59.203	
20	1:58.422	23.575	36.996	57.851	267.9	52:02.326	20	2:16.894 B	22.812	38.439	1:15.643	248.5	51:16.097	
21	1:46.868	22.442	35.356	49.070	270.0	53:49.194	21	3:17.938	1:49.931	37.664	50.343	146.4	54:34.035	
22	<u>1:45.086</u>	21.982	34.784	48.320	267.9	55:34.280	22	1:46.221	21.959	35.122	49.140	263.9	56:20.256	
23	2:16.002 B	21.937	34.804	1:19.261	267.3	57:50.282	23	1:48.317	21.749	36.726	49.842	267.9	58:08.573	
							24	1:44.607	21.787	34.566	48.254	264.6	59:53.180	
							25	<u>1:43.924</u>	21.854	<u>34.154</u>	<u>47.916</u>	262.6	1:01:37.104	
4	Christian BRUNSBORG DNK							6	Thomas NEUBAUER FRA					
	Formula Racing 488 Challenge EVO								Charles Pozzi - Courage 488 Challenge EVO					
1	2:41.231	59.149	43.656	58.426	145.2	2:41.231	1	2:07.831	38.984	37.828	51.019	157.0	2:07.831	
2	1:52.600	24.087	37.034	51.479	222.4	4:33.831	2	1:46.876	22.577	35.388	48.911	247.9	3:54.707	
3	<u>1:50.159</u>	23.035	<u>35.791</u>	51.333	250.8	6:23.990	3	<u>1:44.362</u>	21.974	34.359	<u>48.029</u>	263.3	5:39.069	
4	1:59.943	24.679	38.587	56.677	207.1	8:23.933	4	<u>1:50.744</u>	22.118	34.474	<u>54.152</u>	264.6	7:29.813	
							5	2:24.145 B	21.634	34.925	1:27.586	263.9	9:53.958	
							6	4:59.561 B	38.114	35.796	3:45.651	183.1	14:53.519	
							7	<u>2:00.108</u>	37.316	34.806	<u>47.986</u>	181.5	16:53.627	
							8	<u>1:45.358</u>	21.928	34.924	<u>48.506</u>	266.6	18:38.985	



TROFEO PIRELLI IMOLA

Free Practice

Sector Analysis

Invalidated Lap Personal Best Session Best Crossing the pit lane

Table with 7 columns: Lap, Time, Sector 1, Sector 2, Sector 3, T.Spd, Elapsed. Rows 9-22 showing lap data for various drivers.

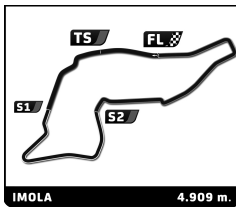
Driver profile for Nicolò ROSI (CHE) at Kessel Racing. Includes lap times and sector data for laps 1-12.

Driver profile for Andrew MORROW (GBR) at Charles Hurst. Includes lap times and sector data for laps 1-24.

Driver profile for Arno DAHLMAYER (DEU) at Scuderia Niki - Iron Lynx. Includes lap times and sector data for laps 1-23.

Driver profile for Han SIKKENS (NLD) at HR Owen. Includes lap times and sector data for laps 1-23.

Driver profile for Alexandre BOCHEZ (CHE) at Kessel Racing. Includes lap times and sector data for laps 1-2.



TROFEO PIRELLI IMOLA Free Practice

Sector Analysis

Table with 14 columns: Lap, Time, Sector 1, Sector 2, Sector 3, T.Spd, Elapsed. Contains data for laps 3-26.

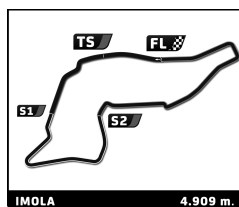
Driver profile for Eliseo DONNO (ITA) in 488 Challenge EVO. Includes CDP - Best Lap and a table of lap times for laps 1-22.

Driver profile for Nicola MARINANGELI (ITA) in 488 Challenge EVO. Includes CDP and a table of lap times for laps 1-5.

Table with 14 columns: Lap, Time, Sector 1, Sector 2, Sector 3, T.Spd, Elapsed. Contains data for laps 6-21.

Driver profile for Alessandro COZZI (ITA) in 488 Challenge EVO. Includes Formula Racing and a table of lap times for laps 1-23.

Driver profile for John WARTIQUE (BEL) in 488 Challenge EVO. Includes FML - D2P and a table of lap times for laps 1-12.



TROFEO PIRELLI IMOLA Free Practice

Sector Analysis

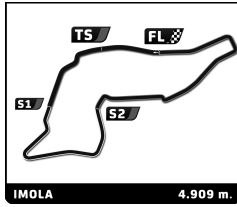
Invalidated Lap

Personal Best

Session Best

Crossing the pit lane

Table with columns: Lap, Time, Sector 1, Sector 2, Sector 3, T.Spd, Elapsed. Includes driver profiles for Marco PULCINI, Mikael BOCHEZ, Luka NURMI, and Andrew GILBERT.



TROFEO PIRELLI
IMOLA
Free Practice

Sector Analysis

— Invalidated Lap

■ Personal Best

■ Session Best

B Crossing the pit lane

Lap	Time	Sector 1	Sector 2	Sector 3	T.Spd	Elapsed	Lap	Time	Sector 1	Sector 2	Sector 3	T.Spd	Elapsed
20	1:46.987	22.118	35.208	49.661	263.9	53:26.087	6	1:58.072	24.289	40.267	53.516	244.4	18:42.398
21	1:46.061	22.064	34.961	49.036	263.3	55:12.148	7	1:49.910	23.445	36.565	49.900	238.9	20:32.308
22	1:45.885	22.107	34.895	48.883	263.3	56:58.033	8	1:49.319	22.299	36.719	50.301	263.3	22:21.627
23	1:46.358	22.165	34.924	49.269	262.0	58:44.391	9	1:48.906	22.526	35.966	50.414	263.9	24:10.533
24	1:53.156	22.149	36.736	54.271	261.3	1:00:37.547	10	1:48.782	22.620	36.301	49.861	261.3	25:59.315

402 Yudai UCHIDA JPN
Rosso Scuderia 488 Challenge EVO

1	2:58.104	1:14.085	45.540	58.479	140.4	2:58.104
2	2:01.034	25.364	41.132	54.538	210.8	4:59.138
3	1:57.276	24.189	38.374	54.713	215.6	6:56.414
4	11:28.669 B	25.825	39.125	...	197.5	18:25.083
5	2:15.008	42.497	38.137	54.374	166.2	20:40.091
6	1:57.455	23.802	38.939	54.714	219.1	22:37.546
7	5:39.904 B	25.654	37.695	4:36.555	199.7	28:17.450
8	11:51.244	...	40.023	52.197	162.3	40:08.694
9	1:48.406	23.343	35.675	49.388	219.1	41:57.100
10	1:45.856	21.942	35.072	48.842	268.6	43:42.956
11	2:01.957	30.087	40.839	51.031	270.0	45:44.913
12	1:45.044	22.127	34.669	48.248	266.6	47:29.957
13	4:12.533 B	21.776	34.929	3:15.828	266.6	51:42.490
14	2:17.374	46.981	36.040	54.353	116.6	53:59.864
15	1:45.722	21.923	34.844	48.955	264.6	55:45.586
16	1:44.958	21.992	34.653	48.313	267.3	57:30.544
17	1:46.311	21.729	34.884	49.698	266.6	59:16.855
18	1:45.450	22.038	34.841	48.571	265.9	1:01:02.305

452 Nobuhiro IMADA JPN
Rosso Scuderia 488 Challenge EVO

1	2:56.919	1:13.304	45.391	58.224	138.2	2:56.919
2	2:03.179	25.921	43.551	53.707	212.1	5:00.098
3	2:04.593	25.639	43.311	55.643	246.1	7:04.691
4	2:00.487	22.148	40.231	58.108	265.3	9:05.178
5	1:46.148	22.103	34.926	49.119	265.3	10:51.326
6	1:46.583	21.943	34.945	49.695	265.9	12:37.909
7	10:01.769 B	22.101	35.681	9:03.987	265.3	22:39.678
8	2:24.789	47.393	42.943	54.453	136.2	25:04.467
9	1:53.436	23.798	36.642	52.996	250.8	26:57.903
10	7:03.523 B	22.138	34.787	6:06.598	265.3	34:01.426
11	6:12.385	4:38.415	39.135	54.835	174.9	40:13.811
12	1:53.372	22.744	36.883	53.745	265.9	42:07.183
13	1:45.711	22.048	35.190	48.473	267.3	43:52.894
14	1:45.601	21.931	34.972	48.698	266.6	45:38.495
15	5:34.665 B	21.856	34.733	4:38.076	265.3	51:13.160
16	2:10.009	41.639	37.713	50.657	113.1	53:23.169
17	1:46.395	22.621	34.918	48.856	260.7	55:09.564
18	1:45.442	21.849	34.712	48.881	265.9	56:55.006
19	1:45.217	21.890	34.457	48.870	266.6	58:40.223
20	1:45.625	21.820	34.714	49.091	267.9	1:00:25.848

500 Kanji YAGURA JPN
Cornes Osaka 488 Challenge EVO

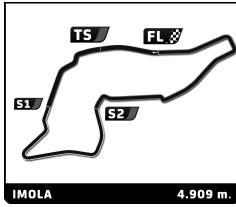
1	4:46.091 B	33.796	44.004	3:28.291	158.4	4:46.091
2	2:20.132	45.196	40.854	54.082	115.5	7:06.223
3	1:53.195	23.424	38.100	51.671	263.3	8:59.418
4	5:22.890 B	25.074	40.076	4:17.740	263.9	14:22.308
5	2:22.018	44.825	42.210	54.983	147.8	16:44.326

505 Motohiko ISOZAKI JPN
Cornes Shiba 488 Challenge EVO

1	2:42.391	58.517	43.155	1:00.719	128.4	2:42.391
2	1:55.106	24.705	37.887	52.514	213.8	4:37.497
3	1:50.767	23.366	36.422	50.979	251.4	6:28.264
4	14:19.188 B	23.378	36.645	...	250.8	20:47.452
5	2:18.822	46.477	39.103	53.242	128.9	23:06.274
6	1:53.910	23.838	37.134	52.938	237.8	25:00.184
7	11:06.469 B	23.302	36.599	...	246.7	36:06.653
8	4:33.927	2:50.624	44.562	58.741	131.2	40:40.580
9	1:50.552	23.780	37.088	49.684	258.1	42:31.132
10	1:47.982	22.522	36.052	49.408	262.0	44:19.114
11	1:47.995	22.847	35.690	49.458	261.3	46:07.109
12	5:50.071 B	22.908	35.965	4:51.198	253.8	51:57.180
13	2:18.478	46.918	39.560	52.000	139.6	54:15.658
14	1:48.367	22.507	36.386	49.474	263.3	56:04.025
15	1:47.857	22.299	35.881	49.677	264.6	57:51.882
16	1:47.573	22.393	35.726	49.454	263.9	59:39.455
17	1:47.648	22.283	35.646	49.719	264.6	1:01:27.103

527 Shigeru KAMIUE JPN
European Version 488 Challenge EVO

1	2:21.286	44.030	41.531	55.725	106.4	2:21.286
2	1:58.278	25.534	39.705	53.039	188.7	4:19.564
3	1:54.737	24.390	38.271	52.076	217.8	6:14.301
4	1:56.595	23.470	39.976	53.149	262.6	8:10.896
5	1:53.234	24.180	37.774	51.280	253.2	10:04.130
6	1:52.532	23.544	37.044	51.944	261.3	11:56.662
7	1:59.166	25.246	37.372	56.548	260.7	13:55.828
8	6:28.326 B	23.689	37.447	5:27.190	247.3	20:24.154
9	2:27.535	48.068	42.942	56.525	151.0	22:51.689
10	1:50.902	23.474	36.670	50.758	260.7	24:42.591
11	1:49.842	22.998	36.153	50.691	261.3	26:32.433
12	7:06.642 B	1:00.779	38.858	5:27.005	260.7	33:39.075
13	6:30.816	5:00.115	37.922	52.779	175.5	40:09.891
14	1:51.700	23.600	36.913	51.187	248.5	42:01.591
15	1:56.562	25.818	38.846	51.898	222.8	43:58.153
16	1:53.616	23.383	37.809	52.424	261.3	45:51.769
17	1:54.179	23.505	37.443	53.231	262.0	47:45.948
18	1:56.301	23.892	37.658	54.751	254.4	49:42.249
19	1:52.576	23.382	36.634	52.560	262.6	51:34.825
20	1:56.767	24.193	39.627	52.947	259.4	53:31.592
21	1:55.293	23.380	39.156	52.757	257.5	55:26.885



TROFEO PIRELLI
IMOLA

Free Practice

Sector Analysis

— Invalidated Lap

■ Personal Best

■ Session Best

■ Crossing the pit lane

Lap	Time	Sector 1	Sector 2	Sector 3	T.Spd	Elapsed	Lap	Time	Sector 1	Sector 2	Sector 3	T.Spd	Elapsed
22	1:58.516	23.762	37.597	57.157	261.3	57:25.401	6	1:49.419	22.991	35.917	50.511	258.1	23:45.934
23	1:55.894	25.129	38.595	52.170	239.5	59:21.295	7	1:48.360	22.748	35.865	49.747	262.0	25:34.294
24	1:55.789	25.335	37.677	52.777	249.0	1:01:17.084	8	13:39.766 B	24.679	39.316	...	258.1	39:14.060

550

Kazuyuki YAMAGUCHI

JPN

Cornes Osaka

488 Challenge EVO

1	5:29.475	3:50.735	41.712	57.028	148.4	5:29.475
2	1:52.573	24.982	37.103	50.488	223.8	7:22.048
3	1:48.162	22.530	35.744	49.888	265.9	9:10.210
4	1:50.450	23.004	36.023	51.423	265.9	11:00.660
5	1:51.837	23.921	37.174	50.742	258.8	12:52.497
6	8:00.682 B	22.644	38.493	6:59.545	265.3	20:53.179
7	2:26.721	43.865	42.310	1:00.546	149.5	23:19.900
8	1:52.100	23.291	38.104	50.705	263.3	25:12.000
9	1:47.896	22.407	36.015	49.474	266.6	26:59.896
10	7:11.377 B	22.567	35.425	6:13.385	268.6	34:11.273
11	6:11.079	4:36.719	41.408	52.952	165.9	40:22.352
12	1:54.680	22.554	35.822	56.304	265.9	42:17.032
13	1:48.189	22.385	36.022	49.782	269.3	44:05.221
14	1:55.720	25.850	39.715	50.155	224.7	46:00.941
15	1:47.534	22.292	35.622	49.620	267.9	47:48.475
16	1:51.330	22.816	36.561	51.953	270.7	49:39.805
17	1:47.764	22.438	35.638	49.688	265.9	51:27.569

593

Baby KEI

JPN

Cornes Osaka

488 Challenge EVO

1	2:19.167	40.479	41.501	57.187	149.5	2:19.167
2	2:04.542	25.262	41.467	57.813	222.4	4:23.709
3	1:57.538	25.689	39.281	52.568	217.3	6:21.247
4	1:54.613	23.918	37.959	52.736	249.0	8:15.860
5	1:55.145	23.815	37.644	53.686	259.4	10:11.005
6	1:53.926	24.459	37.222	52.245	235.2	12:04.931
7	1:52.993	23.746	37.236	52.011	252.0	13:57.924
8	1:52.862	23.808	37.498	51.556	246.7	15:50.786
9	5:12.444 B	23.448	37.323	4:11.673	260.0	21:03.230
10	2:20.892	44.573	42.090	54.229	145.8	23:24.122
11	1:51.185	23.720	36.783	50.682	245.6	25:15.307
12	1:49.624	22.869	35.991	50.764	265.9	27:04.931
13	7:18.754 B	23.432	38.252	6:17.070	263.3	34:23.685
14	5:59.605	4:25.240	41.345	53.020	160.4	40:23.290
15	1:51.656	22.698	36.220	52.738	265.3	42:14.946
16	1:49.642	23.235	35.951	50.456	264.6	44:04.588
17	1:49.833	22.923	36.375	50.535	265.9	45:54.421
18	1:50.170	22.898	36.484	50.788	264.6	47:44.591
19	4:33.380 B	24.292	37.292	3:31.796	256.9	52:17.971
20	2:20.057	45.559	40.938	53.560	154.3	54:38.028
21	1:51.784	23.370	36.341	52.073	238.9	56:29.812
22	1:50.071	22.392	36.524	51.155	265.3	58:19.883
23	1:48.691	22.696	35.737	50.258	263.9	1:00:08.574

598

Eric CHEUNG

HKG

Blackbirds Concessionaires

488 Challenge EVO

1	13:58.856	...	45.422	1:04.221	141.9	13:58.856
2	2:13.767	25.761	40.825	1:07.181	211.7	16:12.623
3	2:04.773	26.936	41.646	56.191	195.3	18:17.396
4	1:49.755	22.973	36.388	50.394	260.0	20:07.151
5	1:49.364	22.780	36.088	50.496	260.7	21:56.515