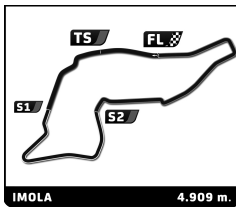


TROFEO PIRELLI IMOLA Test 2

Sector Analysis

Invalidated Lap Personal Best Session Best Crossing the pit lane

Table with columns: Lap, Time, Sector 1, Sector 2, Sector 3, T.Sp, Elapsed. Rows include drivers: Ange BARDE, Max MUGELLI, Christian BRUNSBORG, Thomas NEUBAUER, Nicolò ROSI, Andrew MORROW.



TROFEO PIRELLI
IMOLA
Test 2

Sector Analysis

— Invalidated Lap ■ Personal Best ■ Session Best B Crossing the pit lane

Lap	Time	Sector 1	Sector 2	Sector 3	T.Spd	Elapsed	Lap	Time	Sector 1	Sector 2	Sector 3	T.Spd	Elapsed
9	2:19.863	43.442	40.551	55.870	161.6	27:12.674	9	7:55.249 B	24.258	40.893	6:50.098	262.0	36:45.145
10	1:51.137	24.429	36.389	50.319	204.7	29:03.811	10	2:25.866	44.988	44.111	56.767	149.7	39:11.011
11	7:43.621 B	22.574	35.716	6:45.331	260.0	36:47.432	11	1:52.842	23.177	36.708	52.957	260.7	41:03.853
12	2:11.882	41.720	37.582	52.580	170.2	38:59.314	12	1:51.177	22.774	36.330	52.073	263.3	42:55.030
13	1:49.056	22.778	35.973	50.305	260.0	40:48.370	13	4:14.115 B	23.108	38.141	3:12.866	262.0	47:09.145
14	1:48.684	22.950	35.900	49.834	260.7	42:37.054	14	2:14.054	40.937	39.876	53.241	170.7	49:23.199
15	4:24.228 B	22.655	36.087	3:25.486	260.7	47:01.282	15	1:52.888	23.101	37.355	52.432	262.0	51:16.087
16	2:07.719	41.710	36.138	49.871	162.8	49:09.001							
17	1:47.470	22.681	35.513	49.276	258.1	50:56.471							

13 Arno DAHLMAYER DEU
Scuderia Niki - Iron Lynx 488 Challenge EVO

1	2:39.469	49.941	45.123	1:04.405	141.1	2:39.469
2	2:06.145	28.321	41.944	55.880	184.1	4:45.614
3	2:03.042	25.338	40.592	57.112	207.5	6:48.656
4	6:49.167 B	25.189	40.254	5:43.724	263.9	13:37.823
5	2:21.073	44.458	42.700	53.915	158.0	15:58.896
6	1:51.265	23.291	36.998	50.976	265.3	17:50.161
7	1:48.383	22.308	35.838	50.237	264.6	19:38.544
8	1:46.148	22.275	35.352	48.521	263.9	21:24.692
9	1:46.818	22.487	35.307	49.024	264.6	23:11.510
10	2:04.549	22.336	42.975	59.238	265.9	25:16.059
11	12:39.186 B	22.325	35.845	...	263.3	37:55.245
12	2:07.853	38.957	37.939	50.957	178.8	40:03.098
13	1:46.732	22.475	35.299	48.958	263.3	41:49.830
14	1:46.738	22.583	35.526	48.629	263.9	43:36.568

16 Han SIKKENS NLD
HR Owen 488 Challenge EVO

1	2:29.470	51.851	40.631	56.988	155.6	2:29.470
2	1:58.318	26.252	38.449	53.617	189.0	4:27.788
3	1:54.832	23.921	37.270	53.641	246.7	6:22.620
4	4:53.502 B	24.105	41.216	3:48.181	251.4	11:16.122
5	2:13.211	41.771	39.168	52.272	169.1	13:29.333
6	1:50.053	22.964	36.457	50.632	261.3	15:19.386
7	1:49.124	22.603	35.856	50.665	260.7	17:08.510
8	1:49.730	22.964	36.932	49.834	260.7	18:58.240
9	1:47.385	22.225	35.636	49.524	259.4	20:45.625
10	1:47.682	22.313	35.746	49.623	260.7	22:33.307
11	4:16.737 B	22.539	35.959	3:18.239	262.0	26:50.044
12	2:03.845	38.599	35.820	49.426	176.7	28:53.889
13	4:31.268 B	23.643	36.278	3:31.347	262.0	33:25.157
14	4:53.062	3:27.609	35.615	49.838	158.7	38:18.219
15	1:48.665	22.579	36.703	49.383	262.0	40:06.884
16	1:47.533	22.356	35.524	49.653	262.0	41:54.417
17	1:48.867	23.534	35.935	49.398	261.3	43:43.284

17 Alexandre BOCHEZ CHE
Kessel Racing 488 Challenge EVO

1	2:32.020	41.868	47.156	1:02.996	138.4	2:32.020
2	2:07.855	31.253	42.817	53.785	110.9	4:39.875
3	1:55.219	23.155	36.649	55.415	255.7	6:35.094
4	14:15.683 B	24.377	41.526	...	261.3	20:50.777
5	2:18.306	41.688	40.390	56.228	169.6	23:09.083
6	1:55.821	24.013	39.991	51.817	260.7	25:04.904
7	1:52.672	23.394	37.857	51.421	261.3	26:57.576
8	1:52.320	23.169	37.435	51.716	261.3	28:49.896

19 Eliseo DONNO ITA
CDP - Best Lap 488 Challenge EVO

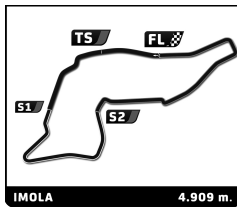
1	10:32.669	9:02.586	38.387	51.696	168.0	10:32.669
2	1:48.337	22.606	35.393	50.338	264.6	12:21.006
3	1:45.424	22.051	34.715	48.658	265.9	14:06.430
4	1:44.607	21.795	34.978	47.834	266.6	15:51.037
5	1:44.762	22.122	34.538	48.102	266.6	17:35.799
6	1:43.969	21.794	34.210	47.965	266.6	19:19.768
7	5:13.036 B	22.006	35.314	4:15.716	265.3	24:32.804
8	2:07.410	38.703	37.720	50.987	182.2	26:40.214
9	1:46.286	22.434	35.078	48.774	263.3	28:26.500
10	8:25.126 B	21.780	34.377	7:28.969	266.6	36:51.626
11	2:23.396	46.680	46.232	50.484	181.5	39:15.022
12	1:46.114	21.849	34.375	49.890	266.6	41:01.136
13	1:43.614	21.770	34.241	47.603	265.9	42:44.750
14	4:31.193 B	21.758	34.016	3:35.419	265.9	47:15.943
15	2:01.886	37.839	35.210	48.837	176.1	49:17.829
16	1:43.577	21.608	34.113	47.856	267.3	51:01.406

22 Nicola MARINANGELI ITA
CDP 488 Challenge EVO

1	3:31.099	1:56.583	40.098	54.418	141.3	3:31.099
2	1:46.713	22.131	34.929	49.653	264.6	5:17.812
3	1:45.175	22.097	34.731	48.347	265.9	7:02.987
4	1:54.704	21.916	41.432	51.356	266.6	8:57.691
5	1:44.601	21.941	34.561	48.099	265.9	10:42.292
6	5:21.013 B	21.946	36.623	4:22.444	266.6	16:03.305
7	2:06.714	40.276	37.254	49.184	172.9	18:10.019
8	1:44.791	21.791	34.610	48.390	265.9	19:54.810
9	1:43.973	21.798	34.359	47.816	265.3	21:38.783
10	1:43.915	21.623	34.433	47.859	267.9	23:22.698
11	4:48.365 B	24.950	39.328	3:44.087	216.4	28:11.063
12	9:41.747 B	44.240	39.259	8:18.248	134.0	37:52.810
13	2:08.050	39.733	36.531	51.786	180.3	40:00.860
14	1:44.136	21.720	34.389	48.027	268.6	41:44.996
15	1:45.953	21.544	34.826	49.583	270.0	43:30.949
16	3:55.163 B	21.791	40.730	2:52.642	270.0	47:26.112
17	2:04.089	38.757	36.103	49.229	181.9	49:30.201
18	1:44.333	21.508	34.458	48.367	268.6	51:14.534

25 Alessandro COZZI ITA
Formula Racing 488 Challenge EVO

1	2:34.362	55.385	41.838	57.139	150.1	2:34.362
2	1:56.511	26.056	37.811	52.644	207.9	4:30.873
3	3:35.961 B	25.063	38.473	2:32.425	199.7	8:06.834
4	2:03.979	39.095	35.502	49.382	176.7	10:10.813
5	1:47.974	22.451	36.267	49.256	263.3	11:58.787
6	1:47.417	22.170	35.991	49.256	263.9	13:46.204
7	1:47.686	22.217	35.969	49.500	263.3	15:33.890



TROFEO PIRELLI IMOLA Test 2

Sector Analysis

Table with 14 columns: Lap, Time, Sector 1, Sector 2, Sector 3, T.Spd, Elapsed. Includes legend for lap status (Invalidated, Personal Best, Session Best, Crossing pit lane).

Driver profile for John WARTIQUE (BEL) in 26th position. Includes driver name, team (FML - D2P), car (488 Challenge EVO), and a table of lap times for laps 1-18.

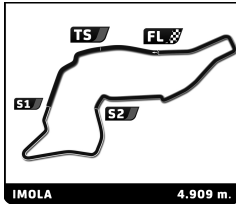
Driver profile for Mikael BOCHEZ (CHE) in 55th position. Includes driver name, team (Kessel Racing), car (488 Challenge EVO), and a table of lap times for laps 1-12.

Driver profile for Luka NURMI (FIN) in 66th position. Includes driver name, team (Formula Racing), car (488 Challenge EVO), and a table of lap times for laps 1-18.

Driver profile for Marco PULCINI (ITA) in 27th position. Includes driver name, team (Al Tayer Motors), car (488 Challenge EVO), and a table of lap times for laps 1-17.

Driver profile for Faisal AL FAISAL (SAU) in 76th position. Includes driver name, team (HR Owen), car (488 Challenge EVO), and a table of lap times for laps 1-7.

Driver profile for Andrew GILBERT (GBR) in 44th position. Includes driver name, team (Kessel Racing), car (488 Challenge EVO), and a table of lap times for laps 1-2.



TROFEO PIRELLI
IMOLA
Test 2

Sector Analysis

— Invalidated Lap ■ Personal Best ■ Session Best B Crossing the pit lane

Lap	Time	Sector 1	Sector 2	Sector 3	T.Spd	Elapsed	Lap	Time	Sector 1	Sector 2	Sector 3	T.Spd	Elapsed
8	1:47.320	22.453	35.426	49.441	259.4	20:39.849							
9	1:48.311	22.432	35.933	49.946	256.3	22:28.160							
10	5:46.085 B	22.530	42.957	4:40.598	261.3	28:14.245							
11	8:35.670 B	42.750	39.972	7:12.948	163.6	36:49.915							
12	2:07.761	39.751	37.497	50.513	168.3	38:57.676							
13	1:49.732	22.573	36.113	51.046	248.5	40:47.408							
14	1:47.685	22.930	35.266	49.489	261.3	42:35.093							
15	1:47.791	22.173	35.337	50.281	259.4	44:22.884							

83	Doriane PIN	FRA
Scuderia Niki - Iron Lynx		488 Challenge EVO
1	7:56.733 B	2:09.588 36.920 5:10.225 172.9 7:56.733
2	2:08.237	41.394 36.978 49.865 171.8 10:04.970
3	1:51.495	22.002 35.282 54.211 266.6 11:56.465
4	1:43.399	21.788 34.127 47.484 267.9 13:39.864
5	1:43.516	21.750 34.235 47.531 268.6 15:23.380
6	1:45.574	21.749 34.171 49.654 268.6 17:08.954
7	15:47.437 B	22.575 35.234 ... 233.6 32:56.391
8	5:18.200	3:55.117 34.934 48.149 159.2 38:14.591
9	1:44.735	21.952 34.868 47.915 267.3 39:59.326
10	1:43.799	21.688 34.314 47.797 268.6 41:43.125
11	1:45.577	22.020 35.556 48.001 268.6 43:28.702