

TROFEO PIRELLI IMOLA Test 1

Sector Analysis

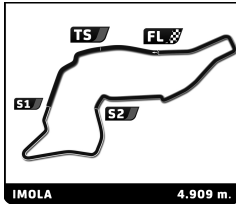
Invalidated Lap

Personal Best

Session Best

B Crossing the pit lane

Table with columns: Lap, Time, Sector 1, Sector 2, Sector 3, T.Sp, Elapsed. Rows include driver names (Ange BARDE, Max MUGELLI, Christian BRUNSBORG, Thomas NEUBAUER, Nicolò ROSI, Andrew MORROW) and their respective lap data with sector times and total lap times.



TROFEO PIRELLI IMOLA Test 1

Sector Analysis

Invalidated Lap

Personal Best

Session Best

Crossing the pit lane

Table with columns: Lap, Time, Sector 1, Sector 2, Sector 3, T.Spd, Elapsed. Rows 6-19.

13 Arno DAHLMAYER DEU Scuderia Niki - Iron Lynx 488 Challenge EVO

Table with columns: Lap, Time, Sector 1, Sector 2, Sector 3, T.Spd, Elapsed. Rows 1-18.

16 Han SIKKENS NLD HR Owen 488 Challenge EVO

Table with columns: Lap, Time, Sector 1, Sector 2, Sector 3, T.Spd, Elapsed. Rows 1-19.

Table with columns: Lap, Time, Sector 1, Sector 2, Sector 3, T.Spd, Elapsed. Rows 20-22.

17 Alexandre BOCHEZ CHE Kessel Racing 488 Challenge EVO

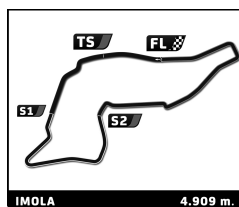
Table with columns: Lap, Time, Sector 1, Sector 2, Sector 3, T.Spd, Elapsed. Rows 1-17.

19 Eliseo DONNO ITA CDP - Best Lap 488 Challenge EVO

Table with columns: Lap, Time, Sector 1, Sector 2, Sector 3, T.Spd, Elapsed. Rows 1-14.

22 Nicola MARINANGELI ITA CDP 488 Challenge EVO

Table with columns: Lap, Time, Sector 1, Sector 2, Sector 3, T.Spd, Elapsed. Rows 1-14.



TROFEO PIRELLI IMOLA Test 1

Sector Analysis

Invalidated Lap Personal Best Session Best Crossing the pit lane

Table with 7 columns: Lap, Time, Sector 1, Sector 2, Sector 3, T.Spd, Elapsed. Rows 15-20.

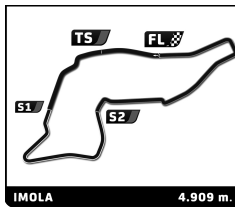
Driver profile for Alessandro COZZI (ITA, Formula Racing, 488 Challenge EVO). Table with 7 columns: Lap, Time, Sector 1, Sector 2, Sector 3, T.Spd, Elapsed. Rows 1-23.

Driver profile for John WARTIQUE (BEL, FML - D2P, 488 Challenge EVO). Table with 7 columns: Lap, Time, Sector 1, Sector 2, Sector 3, T.Spd, Elapsed. Rows 1-22.

Driver profile for Marco PULCINI (ITA, Al Tayer Motors, 488 Challenge EVO). Table with 7 columns: Lap, Time, Sector 1, Sector 2, Sector 3, T.Spd, Elapsed. Rows 1-20.

Driver profile for Andrew GILBERT (GBR, Kessel Racing, 488 Challenge EVO). Table with 7 columns: Lap, Time, Sector 1, Sector 2, Sector 3, T.Spd, Elapsed. Rows 1-20.

Driver profile for Mikael BOCHEZ (CHE, Kessel Racing, 488 Challenge EVO). Table with 7 columns: Lap, Time, Sector 1, Sector 2, Sector 3, T.Spd, Elapsed. Rows 1-8.



TROFEO PIRELLI IMOLA Test 1

Sector Analysis

Invalidated Lap Personal Best Session Best Crossing the pit lane

Table with 14 columns: Lap, Time, Sector 1, Sector 2, Sector 3, T.Spd, Elapsed. Rows 9-21 showing driver data.

Driver profile for Luka NURMI, Formula Racing, 488 Challenge EVO. Table with 14 columns: Lap, Time, Sector 1, Sector 2, Sector 3, T.Spd, Elapsed. Rows 1-21.

Driver profile for Doriane PIN, Scuderia Niki - Iron Lynx, 488 Challenge EVO. Table with 14 columns: Lap, Time, Sector 1, Sector 2, Sector 3, T.Spd, Elapsed. Rows 1-14.

Driver profile for Nigel SCHOONDERWOERD, Scuderia FMA, 488 Challenge EVO. Table with 14 columns: Lap, Time, Sector 1, Sector 2, Sector 3, T.Spd, Elapsed. Rows 1-19.

Driver profile for Faisal AL FAISAL, HR Owen, 488 Challenge EVO. Table with 14 columns: Lap, Time, Sector 1, Sector 2, Sector 3, T.Spd, Elapsed. Rows 1-17.