

COPPA SHELL
HOCKENHEIM
Race 2

Sector Analysis


— Invalidated Lap

■ Personal Best

■ Session Best

■ Crossing the pit lane

Lap	Time	Sector 1	Sector 2	Sector 3	T.Sp	Elapsed	Lap	Time	Sector 1	Sector 2	Sector 3	T.Sp	Elapsed
100	Roman ZIEMIAN POL												
	FML - D2P						488 Challenge EVO						
1	1:52.968	28.113	50.552	34.303	257.8	1:52.968	1	2:00.853	33.710	51.772	35.371	258.4	2:00.853
2	1:47.176	23.664	48.382	35.130	260.2	3:40.144	2	1:51.982	24.048	50.338	37.596	262.8	3:52.835
3	2:03.912	23.611	55.115	45.186	260.2	5:44.056	3	2:01.862	24.697	54.818	42.347	257.1	5:54.697
4	2:27.106	31.891	1:02.658	52.557	166.4	8:11.162	4	2:24.527	29.266	1:02.813	52.448	156.1	8:19.224
5	2:25.977	28.937	1:14.567	42.473	144.8	10:37.139	5	2:23.937	29.923	1:12.679	41.335	134.2	10:43.161
6	1:47.029	23.821	48.601	34.607	262.8	12:24.168	6	1:49.015	24.036	49.640	35.339	261.5	12:32.176
7	1:46.523	23.595	48.327	34.601	261.5	14:10.691	7	1:48.781	24.151	49.429	35.201	264.1	14:20.957
8	1:46.200	23.908	47.995	34.297	260.2	15:56.891	8	1:48.793	23.815	49.453	35.525	260.2	16:09.750
9	1:47.071	23.818	48.590	34.663	258.4	17:43.962	9	1:48.311	24.243	49.279	34.789	259.6	17:58.061
10	1:46.406	23.902	47.882	34.622	260.2	19:30.368	10	1:48.429	24.012	49.021	35.396	259.6	19:46.490
11	1:46.935	23.733	48.421	34.781	261.5	21:17.303	11	1:47.974	24.373	48.583	35.018	260.2	21:34.464
12	1:46.743	23.955	47.924	34.864	262.8	23:04.046	12	1:48.204	24.239	48.860	35.105	264.1	23:22.668
13	1:47.203	24.110	48.510	34.583	260.2	24:51.249	13	1:48.595	24.254	49.104	35.237	261.5	25:11.263
14	1:47.276	24.425	48.088	34.763	262.1	26:38.525	14	1:48.266	24.224	49.128	34.914	262.8	26:59.529
15	1:47.214	23.693	48.625	34.896	265.4	28:25.739	15	1:49.225	24.555	49.473	35.197	262.1	28:48.754
16	1:46.784	24.109	48.068	34.607	261.5	30:12.523	16	1:50.618	24.591	50.103	35.924	261.5	30:39.372
102	Claudio SCHIAVONI ITA												
	Scuderia Niki - Iron Lynx						488 Challenge EVO						
1	2:02.412	31.591	55.302	35.519	225.5	2:02.412	1	1:59.281	31.985	51.442	35.854	256.5	1:59.281
2	1:51.688	24.781	50.459	36.448	255.9	3:54.100	2	1:52.194	24.137	50.757	37.300	261.5	3:51.475
3	2:05.311	24.875	55.479	44.957	205.7	5:59.411	3	2:02.321	24.338	55.393	42.590	241.1	5:53.796
4	2:22.450	26.889	1:03.175	52.386	144.6	8:21.861	4	2:24.131	28.820	1:02.873	52.438	153.0	8:17.927
5	2:23.924	31.100	1:11.545	41.279	130.3	10:45.785	5	2:24.004	29.479	1:12.891	41.634	151.7	10:41.931
6	1:48.541	24.245	49.723	34.573	257.8	12:34.326	6	1:48.430	23.977	49.300	35.153	262.1	12:30.361
7	1:49.034	24.432	48.871	35.731	258.4	14:23.360	7	1:47.975	24.015	49.182	34.778	262.1	14:18.336
8	1:48.814	24.431	49.626	34.757	258.4	16:12.174	8	1:47.775	24.013	48.853	34.909	261.5	16:06.111
9	1:47.427	23.812	49.191	34.424	257.1	17:59.601	9	1:47.578	23.905	48.888	34.785	259.6	17:53.689
10	1:48.219	24.238	48.682	35.299	255.9	19:47.820	10	1:48.109	24.237	48.896	34.976	260.2	19:41.798
11	1:48.004	24.501	48.739	34.764	255.9	21:35.824	11	1:47.707	23.971	48.843	34.893	262.1	21:29.505
12	1:48.125	24.162	48.927	35.036	259.0	23:23.949	12	1:47.607	24.106	48.821	34.680	262.8	23:17.112
13	1:48.569	25.086	48.836	34.647	257.1	25:12.518	13	1:48.142	24.223	49.282	34.637	263.4	25:05.254
14	1:50.379	25.389	49.597	35.393	255.9	27:02.897	14	1:48.219	24.650	48.797	34.772	262.1	26:53.473
15	1:48.006	23.986	48.797	35.223	258.4	28:50.903	15	1:48.960	24.197	48.574	36.189	260.9	28:42.433
16	1:49.820	24.855	49.250	35.715	259.0	30:40.723	16	1:49.915	24.436	50.002	35.477	262.1	30:32.348
103	Franz ENGSTLER DEU												
	Scuderia GT						488 Challenge EVO						
1	1:48.008	26.671	48.385	32.952	255.3	1:48.008	1	1:52.174	27.668	50.271	34.235	259.6	1:52.174
2	1:44.368	23.378	47.678	33.312	257.1	3:32.376	2	1:46.972	23.489	48.894	34.589	264.1	3:39.146
3	2:08.263	23.222	54.584	50.457	257.8	5:40.639	3	2:04.325	23.876	55.262	45.187	262.8	5:43.471
4	2:27.487	31.775	1:04.040	51.672	167.7	8:08.126	4	2:26.566	31.902	1:02.466	52.198	185.6	8:10.037
5	2:27.553	29.269	1:15.081	43.203	167.7	10:35.679	5	2:26.772	28.799	1:15.065	42.908	167.2	10:36.809
6	1:44.672	23.363	47.909	33.400	259.0	12:20.351	6	1:46.730	23.776	48.497	34.457	264.7	12:23.539
7	1:44.596	23.142	47.823	33.631	259.6	14:04.947	7	1:45.584	23.635	47.698	34.251	263.4	14:09.123
8	1:45.107	23.401	47.977	33.729	259.0	15:50.054	8	1:46.215	23.664	48.141	34.410	263.4	15:55.338
9	1:45.727	23.257	48.283	34.187	258.4	17:35.781	9	1:46.433	23.478	48.429	34.526	262.1	17:41.771
10	1:46.604	23.619	48.876	34.109	256.5	19:22.385	10	1:47.068	23.432	48.218	35.418	260.9	19:28.839
11	1:46.119	23.673	48.314	34.132	258.4	21:08.504	11	1:46.731	23.846	47.963	34.922	262.1	21:15.570
12	1:46.100	23.586	48.431	34.083	258.4	22:54.604	12	1:47.158	23.827	48.201	35.130	262.1	23:02.728
13	1:46.485	23.966	48.321	34.198	258.4	24:41.089	13	1:46.939	23.907	48.232	34.800	262.1	24:49.667
14	1:47.167	24.432	48.433	34.302	259.0	26:28.256	14	1:47.417	23.754	48.264	35.399	263.4	26:37.084
15	1:47.454	24.018	48.625	34.811	260.2	28:15.710	15	1:47.050	23.576	48.187	35.287	264.7	28:24.134
16	1:47.710	23.985	48.641	35.084	259.6	30:03.420	16	1:47.278	23.947	48.577	34.754	262.8	30:11.412
104	Andreas KÖNIG AUT												
	Scuderia GT						488 Challenge EVO						
1	2:00.853	33.710	51.772	35.371	258.4	2:00.853	1	2:00.853	33.710	51.772	35.371	258.4	2:00.853
2	1:51.982	24.048	50.338	37.596	262.8	3:52.835	2	1:51.982	24.048	50.338	37.596	262.8	3:52.835
3	2:01.862	24.697	54.818	42.347	257.1	5:54.697	3	2:01.862	24.697	54.818	42.347	257.1	5:54.697
4	2:24.527	29.266	1:02.813	52.448	156.1	8:19.224	4	2:24.527	29.266	1:02.813	52.448	156.1	8:19.224
5	2:23.937	29.923	1:12.679	41.335	134.2	10:43.161	5	2:23.937	29.923	1:12.679	41.335	134.2	10:43.161
6	1:49.015	24.036	49.640	35.339	261.5	12:32.176	6	1:49.015	24.036	49.640	35.339	261.5	12:32.176
7	1:48.781	24.151	49.429	35.201	264.1	14:20.957	7	1:48.781	24.151	49.429	35.201	264.1	14:20.957
8	1:48.793	23.815	49.453	35.525	260.2	16:09.750	8	1:48.793	23.815	49.453	35.525	260.2	16:09.750
9	1:48.311	24.243	49.279	34.789	259.6	17:58.061	9	1:48.311	24.243	49.279	34.789	259.6	17:58.061
10	1:48.429	24.012	49.021	35.396	259.6	19:46.490	10	1:48.429	24.012	49.021	35.396	259.6	19:46.490
11	1:47.974	24.373	48.583	35.018	260.2	21:34.464	11	1:47.974	24.373	48.583	35.018	260.2	21:34.464
12	1:48.204	24.239	48.860	35.105	264.1	23:22.668	12	1:48.204	24.239	48.860	35.105	264.1	23:22.668
13	1:48.595	24.254	49.104	35.237	261.5	25:11.263	13	1:48.595	24.254	49.104	35.237	261.5	25:11.263
14	1:48.266	24.224	49.128	34.914	262.8	26:59.529	14	1:48.266	24.224	49.128	34.914	262.8	26:59.529
15	1:49.225	24.555	49.473	35.197	262.1	28:48.754	15	1:49.225	24.555	49.473	35.197	262.1	28:48.754
16	1:50.618	24.591	50.103	35.924	261.5	30:39.372	16	1:50.618	24.591	50.103	35.924	261.5	30:39.372
111	Martinus RICHTER DEU												
	MERTEL Motorsport Racing						488 Challenge EVO						
1	1:59.281	31.985	51.442	35.854	256.5	1:59.281	1	1:59.281	31.985	51.442	35.854	256.5	1:59.281
2	1:52.194	24.137	50.757	37.300	261.5	3:51.475	2	1:52.194	24.137	50.757	37.300	261.5	3:51.475
3	2:02.321	24.338	55.393	42.590	241.1	5:53.796	3	2:02.321	24.338	55.393	42.590	241.1	5:53.796
4	2:24.131	28.820	1:02.873	52.438	153.0	8:17.927	4	2:24.131	28.820	1:02.873	52.438	153.0	8:17.927
5	2:24.004	29.479	1:12.891	41.634	151.7	10:41.931	5	2:24.004	29.479	1:12.891	41.634	151.7	10:41.931
6	1:48.430	23.977	49.300	35.153	262.1	12:30.361	6	1:48.430	23.977	49.300	35.153	262.1	12:30.361
7	1:47.975	24.015	49.182	34.778	262.1	14:18.336	7	1:47.975	24.015	49.182	34.778	262.1	14:18.336
8	1:47.775	24.013	48.853	34.909	261.5	16:06.111	8	1:47.775	24				



COPPA SHELL
HOCKENHEIM
Race 2

Sector Analysis


— Invalidated Lap

■ Personal Best

■ Session Best

B Crossing the pit lane

Lap	Time	Sector 1	Sector 2	Sector 3	T.Sp	Elapsed	Lap	Time	Sector 1	Sector 2	Sector 3	T.Sp	Elapsed		
120	Guy FAWÉ						BEL	130	Lisa CLARK						USA
Scuderia FMA							Ferrari of Beverly Hills								
488 Challenge EVO							488 Challenge EVO								
1	1:55.922	29.530	50.772	35.620	263.4	1:55.922	1	2:05.805	35.187	54.090	36.528	251.7	2:05.805		
2	<u>1:51.407</u>	<u>23.920</u>	49.963	37.524	262.8	3:47.329	2	1:52.269	24.983	50.482	36.804	250.0	3:58.074		
3	<u>1:58.686</u>	<u>24.099</u>	51.310	43.277	262.1	5:46.015	3	2:05.363	24.861	56.188	44.314	194.9	6:03.437		
4	2:28.054	32.454	1:02.945	52.655	135.2	8:14.069	4	2:22.313	27.323	1:02.594	52.396	144.8	8:25.750		
5	2:25.125	29.190	1:14.362	41.573	144.4	10:39.194	5	2:24.808	31.958	1:11.058	41.792	141.2	10:50.558		
6	1:48.154	23.940	49.314	34.900	267.3	12:27.348	6	1:51.071	24.691	50.317	36.063	255.3	12:41.629		
7	<u>1:47.650</u>	<u>23.277</u>	48.920	35.453	266.0	14:14.998	7	1:50.748	24.779	49.698	36.271	253.5	14:32.377		
8	1:48.406	24.673	48.682	35.051	265.4	16:03.404	8	<u>1:51.470</u>	<u>24.667</u>	50.266	36.537	252.3	16:23.847		
9	1:48.323	23.869	49.418	35.036	261.5	17:51.727	9	1:51.331	24.785	50.438	36.108	251.2	18:15.178		
10	1:47.221	23.970	48.465	34.786	262.8	19:38.948	10	1:50.406	24.666	49.859	35.881	252.3	20:05.584		
11	1:47.034	23.733	48.227	35.074	264.1	21:25.982	11	<u>1:53.026</u>	<u>24.663</u>	51.705	36.658	252.3	21:58.610		
12	1:47.307	23.949	48.626	34.732	263.4	23:13.289	12	1:51.938	24.822	50.514	36.602	252.9	23:50.548		
13	1:47.856	23.754	48.892	35.210	262.8	25:01.145	13	1:50.390	24.916	49.926	35.548	252.3	25:40.938		
14	1:48.036	24.072	48.748	35.216	263.4	26:49.181	14	1:51.113	24.897	49.886	36.330	254.1	27:32.051		
15	1:51.061	24.327	51.621	35.113	264.1	28:40.242	15	1:50.023	24.639	49.719	35.665	253.5	29:22.074		
16	1:48.335	24.029	48.978	35.328	262.8	30:28.577	16	1:51.829	24.699	49.888	37.242	254.7	31:13.903		
126	Joakim OLANDER						SWE	136	Alexander NUSSBAUMER						AUT
Scuderia Autoropa							Gohm Motorsport - Herter Racing								
488 Challenge EVO							488 Challenge EVO								
1	1:58.481	31.824	50.751	35.906	255.3	1:58.481	1	2:01.751	33.931	52.275	35.545	249.4	2:01.751		
2	1:52.444	24.210	51.013	37.221	262.8	3:50.925	2	1:51.826	24.607	50.411	36.808	252.3	3:53.577		
3	2:01.802	24.286	55.556	41.960	235.3	5:52.727	3	2:06.688	25.841	56.054	44.793	193.5	6:00.265		
4	2:24.436	29.121	1:02.577	52.738	154.7	8:17.163	4	2:22.507	26.853	1:03.171	52.483	149.2	8:22.772		
5	2:23.828	29.289	1:13.389	41.150	163.1	10:40.991	5	2:23.412	30.818	1:11.789	40.805	145.7	10:46.184		
6	1:48.709	24.013	49.395	35.301	264.1	12:29.700	6	1:49.589	24.374	50.469	34.746	253.5	12:35.773		
7	1:47.638	23.879	48.759	35.000	263.4	14:17.338	7	1:48.695	24.390	49.393	34.912	254.1	14:24.468		
8	1:48.022	23.968	48.922	35.132	261.5	16:05.360	8	1:48.514	24.258	49.387	34.869	252.9	16:12.982		
9	1:47.847	23.709	48.795	35.343	260.2	17:53.207	9	1:47.634	23.877	48.990	34.767	254.1	18:00.616		
10	1:47.947	24.043	49.000	34.904	260.2	19:41.154	10	1:47.660	23.954	48.826	34.880	252.3	19:48.276		
11	1:47.868	23.924	48.978	34.966	261.5	21:29.022	11	1:48.375	24.343	49.166	34.866	254.1	21:36.651		
12	1:47.715	24.085	48.730	34.900	262.8	23:16.737	12	1:47.771	23.843	48.884	35.044	255.9	23:24.422		
13	1:48.163	24.268	49.119	34.776	262.1	25:04.900	13	1:48.669	25.105	48.976	34.588	252.9	25:13.091		
14	1:47.857	24.186	48.862	34.809	262.8	26:52.757	14	1:48.562	24.608	49.425	34.529	251.2	27:01.653		
15	1:49.040	23.926	48.866	36.248	264.1	28:41.797	15	<u>1:48.872</u>	<u>24.550</u>	49.262	35.060	253.5	28:50.525		
16	1:49.377	24.255	49.471	35.651	262.8	30:31.174	16	1:49.915	24.414	49.773	35.728	253.5	30:40.440		
127	Tommy LINDROTH						SWE	140	Pino FRASCARO						ITA
Baron Motorsport							Kessel Racing								
488 Challenge EVO							488 Challenge EVO								
1	2:04.276	32.420	56.188	35.668	219.5	2:04.276	1	2:07.166	35.922	54.032	37.212	236.8	2:07.166		
2	<u>1:52.842</u>	<u>24.575</u>	51.589	36.678	255.3	3:57.118	2	1:55.578	25.507	52.661	37.410	247.7	4:02.744		
3	2:05.420	24.223	57.239	43.958	192.2	6:02.538	3	2:02.714	25.266	54.815	42.633	204.9	6:05.458		
4	2:22.251	27.091	1:02.961	52.199	146.5	8:24.789	4	2:24.410	28.474	1:03.318	52.618	169.5	8:29.868		
5	2:24.441	31.719	1:11.495	41.227	144.6	10:49.230	5	2:22.172	29.468	1:10.374	42.330	150.0	10:52.040		
6	1:49.181	24.321	49.466	35.394	257.8	12:38.411	6	<u>1:51.494</u>	24.827	50.662	<u>36.005</u>	260.9	12:43.534		
7	1:48.420	24.141	49.303	34.976	257.1	14:26.831	7	1:51.039	24.558	50.199	36.282	260.2	14:34.573		
8	1:49.951	24.395	49.246	36.310	257.1	16:16.782	8	1:52.213	24.825	50.323	37.065	258.4	16:26.786		
9	1:48.583	24.081	49.250	35.252	257.1	18:05.365	9	<u>1:50.662</u>	24.950	49.735	35.977	259.0	18:12.448		
10	1:48.839	24.103	49.388	35.348	254.1	19:54.204	10	1:51.464	24.950	49.727	36.787	259.0	20:08.912		
11	1:48.918	24.507	49.079	35.332	254.1	21:43.122	11	1:52.327	24.903	50.697	36.727	257.1	22:01.239		
12	1:49.246	24.342	49.504	35.400	254.1	23:32.368	12	1:50.797	24.640	49.803	36.354	259.0	23:52.036		
13	1:49.208	24.427	49.225	35.556	254.7	25:21.576	13	1:50.631	24.658	50.135	35.838	259.0	25:42.667		
14	1:48.942	24.307	49.526	35.109	255.3	27:10.518	14	1:50.132	24.624	49.762	35.746	260.9	27:32.799		
15	1:49.496	24.089	49.940	35.467	254.7	29:00.014	15	1:51.999	24.981	50.571	36.447	259.0	29:24.798		
16	1:49.747	24.198	49.710	35.839	254.1	30:49.761	16	1:57.027	24.915	50.543	41.569	257.1	31:21.825		



COPPA SHELL
HOCKENHEIM
Race 2

Sector Analysis


— Invalidated Lap

■ Personal Best

■ Session Best

B Crossing the pit lane

Lap	Time	Sector 1	Sector 2	Sector 3	T.Sp	Elapsed	Lap	Time	Sector 1	Sector 2	Sector 3	T.Sp	Elapsed	
150	Werner GENTER DEU							13	1:48.710	24.341	49.091	35.278	262.1	25:11.665
	Moll Sportwagen Hannover 488 Challenge EVO							14	1:48.343	24.276	49.074	34.993	264.1	27:00.008
1	2:03.481	34.567	53.219	35.695	251.2	2:03.481	15	1:48.974	24.390	49.534	35.050	262.8	28:48.982	
2	<u>1:52.986</u>	<u>24.451</u>	51.448	37.087	254.7	3:56.467	16	1:50.605	24.600	50.116	35.889	260.2	30:39.587	
3	2:04.780	24.281	57.070	43.429	187.2	6:01.247								
4	2:22.610	27.347	1:03.214	52.049	141.4	8:23.857								
5	2:23.514	32.070	1:11.374	40.070	135.7	10:47.371								
6	1:50.133	24.576	50.691	34.866	247.1	12:37.504								
7	1:48.791	24.704	49.302	34.785	257.8	14:26.295								
8	1:49.354	24.188	49.648	35.518	255.9	16:15.649								
9	1:50.720	24.425	50.947	35.348	254.1	18:06.369								
10	1:48.957	24.122	49.591	35.244	254.1	19:55.326								
11	1:49.792	25.001	49.863	34.928	254.7	21:45.118								
12	1:49.338	24.316	49.702	35.320	255.3	23:34.456								
13	1:48.780	24.132	49.689	34.959	255.3	25:23.236								
14	1:50.206	25.076	49.488	35.642	256.5	27:13.442								
15	1:50.004	24.648	50.266	35.090	255.9	29:03.446								
16	1:50.981	24.815	50.256	35.910	254.7	30:54.427								
159	Matthias MOSER DEU													
	Baron Motorsport 488 Challenge EVO													
1	1:56.260	29.795	50.911	35.554	261.5	1:56.260								
161	Thomas GOSTNER ITA													
	CDP - MP Racing 488 Challenge EVO													
1	1:53.928	28.279	50.899	34.750	258.4	1:53.928								
2	1:48.313	23.438	50.243	34.632	262.8	3:42.241								
3	2:02.249	23.924	53.538	44.787	262.1	5:44.490								
4	2:27.312	32.787	1:02.472	52.053	154.1	8:11.802								
5	2:26.440	29.706	1:14.304	42.430	142.5	10:38.242								
6	<u>1:46.884</u>	<u>23.733</u>	48.711	34.440	263.4	12:25.126								
7	1:46.602	23.774	48.334	34.494	263.4	14:11.728								
8	1:46.658	23.856	48.169	34.633	263.4	15:58.386								
9	1:46.793	23.933	48.378	34.482	261.5	17:45.179								
10	1:46.169	23.866	47.958	34.345	262.1	19:31.348								
11	1:46.892	23.662	48.278	34.952	262.8	21:18.240								
12	1:46.657	23.932	47.968	34.757	263.4	23:04.897								
13	1:47.617	23.956	48.420	35.241	264.1	24:52.514								
14	1:46.561	23.821	48.088	34.652	265.4	26:39.075								
15	1:47.203	23.966	48.419	34.818	263.4	28:26.278								
16	1:47.719	24.239	48.431	35.049	263.4	30:13.997								
172	Giuseppe RAMELLI ITA													
	Rossocorsa - Pellin Racing 488 Challenge EVO													
1	2:01.292	33.509	51.649	36.134	253.5	2:01.292								
2	1:51.913	24.749	49.861	37.303	257.1	3:53.205								
3	2:04.630	24.855	55.065	44.710	254.7	5:57.835								
4	2:22.734	27.515	1:03.181	52.038	146.9	8:20.569								
5	2:24.061	31.257	1:11.618	41.186	141.5	10:44.630								
6	<u>1:49.044</u>	<u>23.992</u>	49.572	35.480	260.9	12:33.674								
7	<u>1:49.390</u>	24.542	49.078	35.770	259.6	14:23.064								
8	1:55.327	<u>24.144</u>	49.214	41.969	258.4	16:18.391								
9	<u>1:49.663</u>	24.357	<u>49.529</u>	35.777	257.1	18:08.054								
10	1:48.978	24.132	49.679	35.167	254.1	19:57.032								
11	1:48.799	24.041	49.395	35.363	257.1	21:45.831								
12	2:30.673 B	35.590	1:02.795	52.288	250.6	24:16.504								
173	Corinna GOSTNER ITA													
	CDP - MP Racing 488 Challenge EVO													
1	1:57.127	30.370	50.750	36.007	258.4	1:57.127								
2	<u>1:51.081</u>	<u>24.061</u>	50.627	36.393	258.4	3:48.208								
3	1:58.586	24.243	52.097	42.246	259.6	5:46.794								
4	2:28.062	32.659	1:02.817	52.586	145.6	8:14.856								
5	2:24.903	29.672	1:13.770	41.461	127.5	10:39.759								
6	1:48.938	24.328	49.749	34.861	260.9	12:28.697								
7	1:47.661	24.065	49.002	34.594	260.2	14:16.358								
8	1:47.513	23.889	48.980	34.644	260.2	16:03.871								
9	1:48.357	23.963	49.387	35.007	259.6	17:52.228								
10	1:48.004	24.073	49.024	34.907	259.0	19:40.232								
11	<u>1:47.473</u>	<u>24.158</u>	48.806	34.509	257.8	21:27.705								
12	1:47.332	24.139	48.663	34.530	259.0	23:15.037								
13	<u>1:48.140</u>	24.191	<u>49.061</u>	34.888	257.8	25:03.177								
14	1:47.415	24.066	48.664	34.685	259.6	26:50.592								
15	1:50.177	24.453	49.990	35.734	260.9	28:40.769								
16	1:48.970	24.136	49.908	34.926	259.6	30:29.739								



COPPA SHELL
HOCKENHEIM
Race 2

Sector Analysis

— Invalidated Lap

■ Personal Best

■ Session Best

B Crossing the pit lane

Lap	Time	Sector 1	Sector 2	Sector 3	T.Sp	Elapsed	Lap	Time	Sector 1	Sector 2	Sector 3	T.Sp	Elapsed
177 Fons SCHELTEMA NLD Kessel Racing 488 Challenge EVO							7	1:47.587	23.725	48.948	34.914	257.8	14:19.096
1	1:54.420	28.857	50.909	34.654	252.3	1:54.420	8	1:47.909	23.876	48.891	35.142	256.5	16:07.005
2	1:50.971	23.889	51.192	35.890	255.3	3:45.391	9	1:47.474	23.742	48.735	34.997	255.9	17:54.479
3	1:59.901	24.019	51.493	44.389	254.1	5:45.292	10	1:48.019	24.036	48.870	35.113	255.3	19:42.498
4	2:27.494	32.673	1:02.505	52.316	142.7	8:12.786	11	1:48.095	24.012	48.914	35.169	257.1	21:30.593
5	2:25.987	29.864	1:14.051	42.072	149.8	10:38.773	12	1:47.726	23.841	48.961	34.924	257.1	23:18.319
6	1:47.449	23.885	49.022	34.542	257.8	12:26.222	13	1:48.146	23.818	48.932	35.396	257.1	25:06.465
7	1:47.530	23.635	49.195	34.700	255.9	14:13.752	14	1:48.342	24.148	49.004	35.190	258.4	26:54.807
8	1:47.285	23.614	48.887	34.784	255.9	16:01.037	15	1:48.298	23.832	49.301	35.165	257.1	28:43.105
9	1:46.818	23.707	48.695	34.416	255.3	17:47.855	16	1:53.238	24.405	51.625	37.208	256.5	30:36.343
10	1:47.500	23.687	48.926	34.887	255.3	19:35.355							
11	1:47.908	24.073	49.175	34.660	254.7	21:23.263	193 Manuela GOSTNER ITA CDP - MP Racing 488 Challenge EVO						
12	1:47.616	23.829	48.915	34.872	255.9	23:10.879	1	1:51.130	27.464	49.451	34.215	257.8	1:51.130
13	<u>1:49.253</u>	<u>24.083</u>	49.964	35.206	255.9	25:00.132	2	<u>1:47.592</u>	23.667	<u>49.302</u>	34.630	261.5	3:38.729
14	1:48.747	24.085	49.291	35.371	258.4	26:48.879	3	2:02.442	23.910	52.372	46.160	261.5	5:41.171
15	1:50.387	24.243	51.043	35.101	257.8	28:39.266	4	2:27.881	31.921	1:04.181	51.779	190.8	8:09.052
16	<u>1:47.952</u>	<u>23.828</u>	49.207	34.917	256.5	30:27.218	5	2:27.226	28.920	1:15.071	43.235	155.2	10:36.278
							6	1:46.899	23.692	48.710	34.497	260.2	12:23.177
							7	1:46.848	23.842	48.563	34.443	260.9	14:10.025
							8	<u>1:46.036</u>	<u>23.577</u>	47.971	34.488	262.1	15:56.061
							9	1:46.978	24.195	48.323	34.460	260.9	17:43.039
							10	1:46.730	23.861	48.312	34.557	260.2	19:29.769
							11	<u>1:47.072</u>	24.032	<u>48.580</u>	34.460	261.5	21:16.841
							12	1:46.850	24.072	48.131	34.647	262.8	23:03.691
							13	1:47.352	24.154	48.485	34.713	260.2	24:51.043
							14	1:46.994	24.132	48.081	34.781	262.8	26:38.037
							15	1:47.202	23.953	48.519	34.730	265.4	28:25.239
							16	1:59.370	24.097	1:00.294	34.979	262.1	30:24.609
							199 Ingvar MATSSON SWE Scuderia Autoropa 488 Challenge EVO						
							1	1:57.535	31.041	50.520	35.974	254.7	1:57.535
							2	<u>1:52.714</u>	<u>24.113</u>	51.300	37.301	259.0	3:50.249
							3	2:08.708 B	24.085	56.096	48.527	255.3	5:58.957
178 Axel SARTINGEN DEU Lueg Sportivo - Herter Racing 488 Challenge EVO													
1	1:51.593	27.199	50.136	34.258	255.3	1:51.593							
181 Maurizio PITORRI ITA CDP - Best Lap 488 Challenge EVO													
1	2:06.328	35.538	54.034	36.756	252.3	2:06.328							
2	1:53.568	25.205	50.873	37.490	255.9	3:59.896							
3	2:04.663	24.151	56.072	44.440	187.8	6:04.559							
183 Christian HERDT-WIPPER DEU Saggio München 488 Challenge EVO													
1	1:58.107	31.394	50.709	36.004	258.4	1:58.107							
2	1:51.506	24.035	50.126	37.345	261.5	3:49.613							
3	1:57.787	23.868	54.090	39.829	230.3	5:47.400							
4	2:28.048	33.128	1:02.427	52.493	144.6	8:15.448							
5	2:24.896	29.659	1:13.781	41.456	158.8	10:40.344							
6	1:47.528	24.055	48.811	34.662	265.4	12:27.872							
7	1:47.389	23.692	48.975	34.722	262.8	14:15.261							
8	1:46.970	24.016	48.441	34.513	262.1	16:02.231							
9	1:47.388	23.898	48.615	34.875	261.5	17:49.619							
10	1:47.841	23.871	49.108	34.862	260.2	19:37.460							
11	1:47.084	23.752	48.515	34.817	261.5	21:24.544							
12	1:46.840	23.951	48.347	34.542	263.4	23:11.384							
13	1:48.071	23.945	49.189	34.937	249.4	24:59.455							
14	1:48.222	24.060	48.780	35.382	264.1	26:47.677							
15	1:48.477	24.256	49.030	35.191	262.8	28:36.154							
16	1:48.936	24.357	49.560	35.019	262.8	30:25.090							
188 Josef SCHUMACHER DEU Eberlein Automobile 488 Challenge EVO													
1	1:59.760	32.979	51.078	35.703	254.1	1:59.760							
2	<u>1:52.213</u>	<u>24.309</u>	50.389	37.515	257.8	3:51.973							
3	2:02.368	24.475	55.300	42.593	257.8	5:54.341							
4	2:24.319	29.245	1:02.590	52.484	155.4	8:18.660							
5	2:24.045	29.555	1:13.099	41.391	142.3	10:42.705							
6	1:48.804	23.989	49.713	35.102	258.4	12:31.509							