


COPPA SHELL
HOCKENHEIM
Free Practice

Sector Analysis

— Invalidated Lap ■ Personal Best ■ Session Best B Crossing the pit lane

Lap	Time	Sector 1	Sector 2	Sector 3	T.Sp	Elapsed	Lap	Time	Sector 1	Sector 2	Sector 3	T.Sp	Elapsed	
100	Roman ZIEMIAN						POL	10	1:55.183 B	24.303	48.283	42.597	255.9	25:03.954
	FML - D2P						488 Challenge EVO	11	3:54.390	2:26.947	52.068	35.375	236.3	28:58.344
1	2:11.799	40.564	53.324	37.911	229.8	2:11.799	12	1:45.163	23.883	47.521	33.759	260.2	30:43.507	
2	1:52.732	24.937	50.403	37.392	260.2	4:04.531	13	1:43.427	23.015	47.384	33.028	257.1	32:26.934	
3	1:47.555	23.913	47.572	36.070	262.8	5:52.086	14	1:43.657	22.968	47.483	33.206	256.5	34:10.591	
4	1:47.762	23.984	48.775	35.003	261.5	7:39.848	15	1:49.753	23.110	52.023	34.620	259.0	36:00.344	
5	2:02.496 B	23.650	51.971	46.875	261.5	9:42.344	16	1:44.231	22.930	47.334	33.967	259.0	37:44.575	
6	6:59.901	5:34.320	51.301	34.280	244.3	16:42.245	17	1:53.752 B	23.727	47.962	42.063	255.3	39:38.327	
7	1:45.906	23.347	48.057	34.502	259.0	18:28.151	18	4:19.967	2:56.270	48.574	35.123	255.9	43:58.294	
8	1:44.545	23.014	47.757	33.774	264.1	20:12.696	19	2:53.451 B	25.419	1:03.136	1:24.896	158.1	46:51.745	
9	1:54.502	28.189	51.286	35.027	243.2	22:07.198	20	6:16.473	4:51.899	49.483	35.091	255.9	53:08.218	
10	1:43.993	23.145	47.097	33.751	260.2	23:51.191	21	1:44.314	23.187	47.526	33.601	257.1	54:52.532	
11	1:44.616	23.101	47.301	34.214	262.8	25:35.807	22	1:45.536	23.170	47.954	34.412	258.4	56:38.068	
12	2:06.429 B	24.885	54.848	46.696	176.2	27:42.236	23	1:45.698	23.520	48.199	33.979	255.3	58:23.766	
13	26:11.848	...	51.859	35.685	255.3	53:54.084	24	1:45.231	23.453	48.139	33.639	255.3	1:00:08.997	
14	1:46.786	23.610	48.289	34.887	259.0	55:40.870								
15	1:44.364	23.243	47.417	33.704	259.0	57:25.234								
16	2:02.257	24.986	1:01.810	35.461	168.0	59:27.491								
17	1:43.731	23.045	47.173	33.513	257.8	1:01:11.222								
102	Claudio SCHIAVONI						ITA							
	Scuderia Niki - Iron Lynx						488 Challenge EVO							
1	2:09.935	37.166	55.949	36.820	220.0	2:09.935								
2	1:51.725	23.771	51.720	36.234	255.9	4:01.660								
3	1:50.131	24.057	49.180	36.894	257.1	5:51.791								
4	1:56.664	27.309	52.731	36.624	228.3	7:48.455								
5	1:51.921	25.752	49.565	36.604	256.5	9:40.376								
6	2:03.085 B	25.258	50.797	47.030	254.7	11:43.461								
7	4:46.557	3:18.146	52.568	35.843	236.8	16:30.018								
8	1:47.968	23.759	48.595	35.614	257.1	18:17.986								
9	1:46.349	23.745	48.337	34.267	257.1	20:04.335								
10	1:46.708	23.817	48.708	34.183	256.5	21:51.043								
11	1:45.845	23.599	48.196	34.050	256.5	23:36.888								
12	1:46.298	23.456	48.337	34.505	256.5	25:23.186								
13	2:03.740 B	24.919	52.178	46.643	238.4	27:26.926								
14	6:26.714	5:01.308	50.351	35.055	251.7	33:53.640								
15	1:46.055	23.522	48.131	34.402	255.9	35:39.695								
16	1:47.291	23.362	48.294	35.635	257.1	37:26.986								
17	2:03.164 B	25.468	53.070	44.626	229.8	39:30.150								
18	13:33.339	...	53.450	39.583	216.9	53:03.489								
19	1:45.892	23.539	48.386	33.967	255.3	54:49.381								
20	1:45.512	23.394	48.170	33.948	254.7	56:34.893								
21	1:45.590	23.223	48.006	34.361	254.1	58:20.483								
22	1:45.561	23.392	48.122	34.047	254.7	1:00:06.044								
103	Franz ENGSTLER						DEU							
	Scuderia GT						488 Challenge EVO							
1	5:46.052	4:16.062	53.497	36.493	234.8	5:46.052								
2	1:47.374	24.468	48.470	34.436	259.0	7:33.426								
3	1:44.693	23.370	47.905	33.418	253.5	9:18.119								
4	1:44.602	23.261	47.920	33.421	255.3	11:02.721								
5	1:44.413	23.234	47.843	33.336	257.8	12:47.134								
6	1:46.753	23.433	48.089	35.231	256.5	14:33.887								
7	1:56.451 B	25.242	49.758	41.451	257.1	16:30.338								
8	4:53.457	3:29.960	48.847	34.650	254.7	21:23.795								
9	1:44.976	23.530	47.775	33.671	257.1	23:08.771								
104	Andreas KÖNIG						AUT							
	Scuderia GT						488 Challenge EVO							
1	4:11.659	2:27.570	1:02.232	41.857	148.6	4:11.659								
2	1:52.864	26.279	50.861	35.724	254.7	6:04.523								
3	1:47.485	23.580	48.974	34.931	256.5	7:52.008								
4	1:48.851	23.603	49.866	35.382	259.6	9:40.859								
5	1:52.323	25.055	51.170	36.098	255.9	11:33.182								
6	1:48.792	23.819	50.219	34.754	260.2	13:21.974								
7	1:47.676	23.568	49.240	34.868	257.8	15:09.650								
8	2:12.502 B	34.603	51.299	46.600	247.1	17:22.152								
9	7:36.595	6:12.213	49.318	35.064	258.4	24:58.747								
10	1:48.690	24.171	49.402	35.117	258.4	26:47.437								
11	1:47.387	23.854	48.968	34.565	258.4	28:34.824								
12	1:47.599	23.877	48.811	34.911	260.9	30:22.423								
13	1:48.388	24.049	49.164	35.175	258.4	32:10.811								
14	1:47.667	24.116	48.583	34.968	258.4	33:58.478								
15	2:08.123 B	25.783	52.674	49.666	248.8	36:06.601								
111	Martinus RICHTER						DEU							
	MERTEL Motorsport Racing						488 Challenge EVO							
1	4:05.189	2:12.234	1:11.907	41.048	135.8	4:05.189								
2	1:53.985	26.204	51.573	36.208	239.5	5:59.174								
3	1:57.887	23.546	54.732	39.609	260.2	7:57.061								
4	1:46.970	23.655	48.137	35.178	259.6	9:44.031								
5	2:01.455 B	23.952	51.267	46.236	260.9	11:45.486								
6	3:11.226	1:47.565	48.546	35.115	256.5	14:56.712								
7	1:46.621	23.662	48.148	34.811	261.5	16:43.333								
8	1:46.941	23.852	48.120	34.969	260.9	18:30.274								
9	1:55.101 B	23.911	48.903	42.287	262.1	20:25.375								
10	7:15.571	5:51.447	49.122	35.002	254.7	27:40.946								
11	1:48.533	24.333	49.098	35.102	257.1	29:29.479								
12	1:48.284	24.103	48.836	35.345	257.1	31:17.763								
13	1:47.538	23.989	48.334	35.215	259.0	33:05.301								
14	1:48.240	23.938	48.905	35.397	257.8	34:53.541								
15	1:48.171	24.015	49.126	35.030	259.6	36:41.712								
16	1:47.775	23.892	48.542	35.334	260.9	38:29.487								
17	1:50.770	24.388	49.349	37.033	258.4	40:20.257								
18	1:48.743	24.274	49.218	35.251	257.8	42:09.000								
19	1:49.121	24.609	49.066	35.446	259.0	43:58.121								
20	2:56.693 B	26.823	1:03.641	1:26.229	165.1	46:54.814								
21	6:17.321	4:51.161	49.835	36.325	256.5	53:12.135								



COPPA SHELL
HOCKENHEIM
Free Practice

Sector Analysis

— Invalidated Lap

■ Personal Best

■ Session Best

■ Crossing the pit lane

Lap	Time	Sector 1	Sector 2	Sector 3	T.Spd	Elapsed	Lap	Time	Sector 1	Sector 2	Sector 3	T.Spd	Elapsed
22	1:48.919	24.344	49.395	35.180	257.8	55:01.054	5	1:48.229	23.444	48.193	36.592	257.8	13:11.105
23	1:48.265	24.001	48.802	35.462	260.9	56:49.319	6	1:47.646	24.582	48.274	34.790	260.2	14:58.751
24	1:48.890	24.230	49.137	35.523	257.8	58:38.209	7	1:47.474	23.762	48.803	34.909	259.6	16:46.225
25	1:48.243	24.089	48.854	35.300	257.8	1:00:26.452	8	1:47.252	23.709	48.772	34.771	257.8	18:33.477

116 **Alessandro GIOVANELLI** ITA
Rossocorsa 488 Challenge EVO

1	2:50.764	1:09.249	57.947	43.568	213.0	2:50.764
2	1:54.069	27.433	50.385	36.251	264.7	4:44.833
3	1:51.034	24.762	49.707	36.565	262.8	6:35.867
4	1:50.711	24.711	49.707	36.293	262.8	8:26.578
5	1:53.686	26.097	50.241	37.348	263.4	10:20.264
6	1:52.405	24.573	50.467	37.365	260.2	12:12.669
7	1:52.061	26.210	49.733	36.118	265.4	14:04.730
8	2:06.007	24.317	59.450	42.240	262.8	16:10.737
9	2:10.195	24.285	52.330	53.580	261.5	18:20.932
10	16:15.679	...	57.137	37.979	...	34:36.611
11	1:54.832	24.610	51.224	38.998	...	36:31.443
12	1:47.254	24.119	48.238	34.897	262.8	38:18.697
13	1:47.033	23.311	48.968	34.754	...	40:05.730
14	2:08.711	23.788	1:01.410	43.513	238.4	42:14.441
15	2:31.860	27.485	1:07.007	57.368	158.6	44:46.301
16	8:32.768	7:05.589	49.762	37.417	260.2	53:19.069
17	1:47.844	23.594	49.102	35.148	260.9	55:06.913
18	1:46.798	23.576	48.115	35.107	265.4	56:53.711
19	1:46.521	23.478	47.960	35.083	...	58:40.232
20	1:49.803	23.504	48.102	38.197	263.4	1:00:30.035

120 **Guy FAWE** BEL
Scuderia FMA 488 Challenge EVO

1	4:26.048	2:47.003	58.539	40.506	163.9	4:26.048
2	1:56.593	25.988	53.385	37.220	250.6	6:22.641
3	1:55.153	26.314	51.715	37.124	240.5	8:17.794
4	1:52.058	24.626	51.216	36.216	255.3	10:09.852
5	1:51.430	24.537	50.245	36.648	257.1	12:01.282
6	2:08.829	24.691	50.569	53.569	257.1	14:10.111
7	12:00.213	...	51.533	36.267	...	26:10.324
8	1:50.530	24.570	49.318	36.642	...	28:00.854
9	1:49.984	24.579	49.683	35.722	259.6	29:50.838
10	1:50.709	24.250	49.708	36.751	...	31:41.547
11	1:49.178	24.841	49.005	35.332	...	33:30.725
12	1:49.075	24.536	48.715	35.824	...	35:19.800
13	2:05.967	24.632	49.877	51.458	261.5	37:25.767
14	3:34.943	2:10.076	49.406	35.461	...	41:00.710
15	1:49.217	24.407	49.638	35.172	...	42:49.927
16	2:05.836	24.116	49.083	52.637	...	44:55.763
17	10:23.533	8:58.344	49.434	35.755	...	55:19.296
18	1:48.520	24.315	48.859	35.346	259.6	57:07.816
19	1:47.494	23.745	48.641	35.108	...	58:55.310
20	1:48.628	24.295	49.264	35.069	...	1:00:43.938

126 **Joakim OLANDER** SWE
Scuderia Autoropa 488 Challenge EVO

1	5:50.461	4:16.807	55.680	37.974	210.1	5:50.461
2	1:48.799	24.292	49.380	35.127	255.9	7:39.260
3	1:49.773	23.406	50.123	36.244	257.8	9:29.033
4	1:53.843	25.404	50.521	37.918	255.9	11:22.876


9	1:47.965	23.671	48.356	35.938	259.0	20:21.442
10	1:47.572	23.799	48.483	35.290	260.2	22:09.014
11	1:47.097	23.811	48.279	35.007	259.0	23:56.111
12	1:56.422	23.908	49.197	43.317	258.4	25:52.533
13	18:56.670	...	57.425	57.521	200.0	44:49.203
14	8:06.355	6:41.594	49.809	34.952	251.7	52:55.558
15	1:44.172	23.287	47.316	33.569	257.8	54:39.730
16	1:45.756	23.424	48.002	34.330	259.0	56:25.486
17	1:45.674	23.420	48.253	34.001	255.9	58:11.160
18	1:45.082	23.420	47.826	33.836	257.8	59:56.242
19	1:57.504	24.315	48.328	44.861	256.5	1:01:53.746

127 **Tommy LINDROTH** SWE
Baron Motorsport 488 Challenge EVO

1	4:02.493	2:08.053	1:02.176	52.264	125.6	4:02.493
2	3:10.601	1:36.233	54.917	39.451	218.6	7:13.094
3	2:01.577	29.076	53.756	38.745	248.8	9:14.671
4	2:22.748	26.401	57.838	58.509	249.4	11:37.419
5	3:53.773	2:18.924	56.815	38.034	174.2	15:31.192
6	1:50.477	25.393	49.645	35.439	254.7	17:21.669
7	1:48.188	24.150	48.886	35.152	255.9	19:09.857
8	1:56.058	24.221	52.048	39.789	254.1	21:05.915
9	1:48.109	23.929	49.126	35.054	259.6	22:54.024
10	1:47.780	23.922	48.571	35.287	256.5	24:41.804
11	1:48.524	23.751	49.305	35.468	258.4	26:30.328
12	1:48.279	24.219	48.649	35.411	256.5	28:18.607
13	2:08.599	24.398	53.211	50.990	255.9	30:27.206
14	7:58.386	6:32.373	50.354	35.659	254.7	38:25.592
15	1:52.087	25.711	50.331	36.045	...	40:17.679
16	1:48.083	24.199	48.502	35.382	256.5	42:05.762
17	1:48.178	24.244	48.547	35.387	258.4	43:53.940
18	2:54.430	24.859	1:02.111	1:27.460	188.8	46:48.370
19	6:53.480	5:27.283	50.554	35.643	253.5	53:41.850
20	1:49.727	24.916	49.271	35.540	255.3	55:31.577
21	1:49.122	24.187	49.239	35.696	256.5	57:20.699
22	1:54.168	24.801	50.136	39.231	255.9	59:14.867
23	1:55.827	24.071	49.076	42.680	...	1:01:10.694

130 **Lisa CLARK** USA
Ferrari of Beverly Hills 488 Challenge EVO


1	12:30.151	...	56.081	39.722	215.1	12:30.151
2	1:55.493	25.890	51.535	38.068	251.2	14:25.644
3	1:56.201	26.993	51.358	37.850	245.5	16:21.845
4	1:56.726	25.793	51.061	39.872	242.7	18:18.571
5	1:53.917	26.192	50.706	37.019	251.7	20:12.488
6	1:58.022	29.747	51.056	37.219	252.9	22:10.510
7	1:54.874	25.128	50.006	39.740	254.1	24:05.384
8	1:53.438	25.680	50.916	36.842	252.9	25:58.822
9	1:56.735	27.606	51.455	37.674	253.5	27:55.557
10	1:52.872	24.936	50.954	36.982	255.3	29:48.429
11	1:52.958	25.359	50.642	36.957	252.3	31:41.387
12	2:04.040	26.200	51.068	46.772	254.1	33:45.427
13	11:37.055	9:40.648	57.825	58.582	242.2	45:22.482



COPPA SHELL
HOCKENHEIM
Free Practice

Sector Analysis

_ Invalidated Lap							■ Personal Best		■ Session Best		■ Crossing the pit lane		
Lap	Time	Sector 1	Sector 2	Sector 3	T.Spd	Elapsed	Lap	Time	Sector 1	Sector 2	Sector 3	T.Spd	Elapsed
14	8:12.880	6:42.958	52.461	37.461	243.8	53:35.362	9	1:51.730	26.276	50.270	35.184	254.1	21:28.675
15	1:51.550	25.112	49.971	36.467	250.0	55:26.912	10	1:52.738	25.124	51.005	36.609	255.9	23:21.413
16	1:52.936	26.531	50.336	36.069	249.4	57:19.848	11	2:11.036 B	24.174	55.542	51.320	242.2	25:32.449
17	1:51.291	<u>24.969</u>	50.346	35.976	248.3	59:11.139	12	12:50.969	...	1:03.446	39.935	163.6	38:23.418
18	1:50.963	24.749	50.235	35.979	249.4	1:01:02.102	13	1:50.150	24.399	50.779	34.972	252.9	40:13.568
136 Alexander NUSSBAUMER AUT							14 1:46.873						
Gohm Motorsport - Herter Racing 488 Challenge EVO							23.886 48.689 34.298 255.9 42:00.441						
1	3:23.512	1:52.519	54.386	36.607	221.8	3:23.512	15	1:48.774	24.788	49.180	34.806	252.9	43:49.215
2	1:55.498	24.342	54.192	36.964	184.3	5:19.010	16	2:51.109 B	23.741	1:03.909	1:23.459	169.0	46:40.324
3	1:49.346	24.368	50.009	34.969	255.3	7:08.356	17	6:46.632	5:21.602	50.127	34.903	252.3	53:26.956
4	1:47.839	24.023	49.274	34.542	...	8:56.195	18	<u>1:48.770</u>	<u>24.370</u>	49.241	35.159	253.5	55:15.726
5	1:58.052	23.928	55.916	38.208	...	10:54.247	19	1:48.293	24.149	49.206	34.938	254.7	57:04.019
6	1:46.446	23.633	48.522	34.291	255.3	12:40.693	20	1:47.274	24.136	48.745	34.393	253.5	58:51.293
7	1:46.452	23.745	48.182	34.525	...	14:27.145	21	1:47.858	24.214	48.783	34.861	252.9	1:00:39.151
8	1:48.789	23.816	48.591	36.382	254.7	16:15.934	159 Matthias MOSER DEU						
9	2:25.767 B	28.395	1:02.056	55.316	...	18:41.701	Baron Motorsport 488 Challenge EVO						
10	5:55.555	4:25.293	54.438	35.824	229.3	24:37.256	1	4:11.233	2:15.940	1:12.541	42.752	122.2	4:11.233
11	1:46.521	24.241	48.412	33.868	...	26:23.777	2	2:05.560	29.660	54.742	41.158	243.2	6:16.793
12	1:44.063	23.155	47.293	33.615	257.1	28:07.840	3	1:55.564	26.084	52.617	36.863	255.9	8:12.357
13	<u>1:44.492</u>	<u>23.242</u>	47.463	33.787	...	29:52.332	4	2:13.871 B	26.862	56.547	50.462	251.2	10:26.228
14	2:19.947 B	24.815	58.734	56.398	...	32:12.279	5	16:56.978	...	54.621	37.811	221.8	27:23.206
15	21:43.133	...	50.668	36.112	...	53:55.412	6	1:49.497	25.071	49.655	34.771	257.1	29:12.703
16	1:46.133	23.308	48.295	34.530	...	55:41.545	7	1:45.841	24.012	47.867	33.962	...	30:58.544
17	<u>1:45.339</u>	<u>23.411</u>	47.800	34.128	...	57:26.884	8	1:45.694	23.714	47.857	34.123	258.4	32:44.238
18	<u>1:55.847</u>	<u>23.684</u>	54.247	37.916	...	59:22.731	9	1:53.846	24.526	54.787	34.533	200.0	34:38.084
19	2:23.406 B	25.850	1:00.741	56.815	...	1:01:46.137	10	1:47.782	23.797	48.213	35.772	256.5	36:25.866
140 Pino FRASCARO ITA							11 1:48.958						
Kessel Racing 488 Challenge EVO							23.952 49.836 35.170 259.0 38:14.824						
1	2:11.696	35.996	56.352	39.348	208.5	2:11.696	12	2:04.607 B	24.109	54.189	46.309	257.8	40:19.431
2	1:59.387	25.764	53.318	40.305	217.7	4:11.083	161 Thomas GOSTNER ITA						
3	1:55.905	26.246	51.911	37.748	256.5	6:06.988	CDP - MP Racing 488 Challenge EVO						
4	1:54.321	26.019	51.028	37.274	254.1	8:01.309	1	2:27.662	47.328	59.912	40.422	204.5	2:27.662
5	1:54.014	25.664	51.613	36.737	252.9	9:55.323	2	1:58.166	27.393	52.874	37.899	259.0	4:25.828
6	1:53.865	25.008	50.530	38.327	255.3	11:49.188	3	2:05.549	24.058	56.020	45.471	257.8	6:31.377
7	1:54.125	25.355	51.594	37.176	256.5	13:43.313	4	2:05.157	30.695	59.717	34.745	158.6	8:36.534
8	1:53.076	25.291	50.568	37.217	257.1	15:36.389	5	1:45.861	23.341	48.174	34.346	258.4	10:22.395
9	1:55.029	24.846	52.674	37.509	257.1	17:31.418	6	1:50.158	24.280	48.892	36.986	257.8	12:12.553
10	2:09.130 B	26.185	51.870	51.075	257.1	19:40.548	7	1:47.430	24.108	48.197	35.125	260.2	13:59.983
11	14:02.338	...	53.366	38.357	239.5	33:42.886	8	1:46.811	23.775	48.513	34.523	260.2	15:46.794
12	1:52.331	25.671	50.210	36.450	257.1	35:35.217	9	1:59.235 B	24.562	49.266	45.407	259.0	17:46.029
13	1:51.484	25.029	50.226	36.229	257.1	37:26.701	10	3:18.202	1:53.970	48.822	35.410	259.6	21:04.231
14	1:51.020	24.682	49.822	36.516	257.1	39:17.721	11	1:47.754	24.499	48.632	34.623	259.6	22:51.985
15	1:50.660	25.065	49.017	36.578	259.0	41:08.381	12	1:47.182	23.825	48.553	34.804	260.2	24:39.167
16	2:11.899 B	27.553	55.406	48.940	207.7	43:20.280	13	1:47.023	23.648	48.596	34.779	255.3	26:26.190
150 Werner GENTER DEU							14 1:46.825						
Moll Sportwagen Hannover 488 Challenge EVO							24.037 48.034 34.754 262.1 28:13.015						
1	5:38.095 B	3:40.811	1:06.722	50.562	159.8	5:38.095	15	1:54.049	23.939	52.978	37.132	262.1	30:07.064
2	2:24.656	54.468	53.734	36.454	241.1	8:02.751	16	1:48.013	23.871	48.817	35.325	260.2	31:55.077
3	1:58.762	24.995	57.180	36.587	252.3	10:01.513	17	2:08.955 B	23.966	48.716	56.273	260.9	34:04.032
4	1:49.864	24.799	49.867	35.198	251.7	11:51.377	18	5:52.264	4:24.100	51.682	36.482	255.3	39:56.296
5	2:02.491 B	24.471	50.764	47.256	252.9	13:53.868	19	1:45.283	23.450	48.134	33.699	259.0	41:41.579
6	2:05.311	39.163	50.520	35.628	254.7	15:59.179	20	1:44.565	23.284	47.533	33.748	259.6	43:26.144
7	1:48.552	24.228	48.865	35.459	255.9	17:47.731	21	3:08.164 B	24.256	1:09.068	1:34.840	254.1	46:34.308
8	1:49.214	24.320	49.368	35.526	255.3	19:36.945	22	6:37.083	5:03.021	52.196	41.866	255.9	53:11.391
							23 <u>1:46.524</u>						
							<u>23.629</u> <u>48.640</u> 34.255 259.0 54:57.915						
							24 <u>1:45.943</u>						
							23.291 <u>48.328</u> 34.324 259.6 56:43.858						
							25 1:45.515						
							23.533 47.940 34.042 260.2 58:29.373						
							26 1:45.323						
							23.390 47.961 33.972 259.6 1:00:14.696						



COPPA SHELL
HOCKENHEIM
Free Practice

Sector Analysis


— Invalidated Lap

■ Personal Best

■ Session Best

B Crossing the pit lane


Lap	Time	Sector 1	Sector 2	Sector 3	T.Sp	Elapsed	Lap	Time	Sector 1	Sector 2	Sector 3	T.Sp	Elapsed
163 Renè MATERA CZE Scuderia Praha 488 Challenge EVO							9	1:50.650	24.505	49.489	36.656	257.1	25:37.055
1	7:47.973	6:14.541	55.576	37.856	223.6	7:47.973	10	1:48.891	24.623	48.615	35.653	259.0	27:25.946
2	1:56.007	26.925	52.809	36.273	256.5	9:43.980	11	1:48.335	24.388	49.022	34.925	257.8	29:14.281
3	1:53.387	25.287	50.421	37.679	255.9	11:37.367	12	1:47.696	23.931	48.386	35.379	259.6	31:01.977
4	1:50.829	24.915	50.036	35.878	254.7	13:28.196	13	2:01.923 B	24.255	50.877	46.791	251.2	33:03.900
5	2:01.098 B	25.627	50.377	45.094	257.1	15:29.294	14	7:16.354	5:42.000	56.104	38.250	230.3	40:20.254
6	4:52.699	3:18.738	53.770	40.191	249.4	20:21.993	15	1:52.001	26.207	49.797	35.997	257.8	42:12.255
7	1:52.773	25.076	50.709	36.988	258.4	22:14.766	16	1:50.507	26.275	49.109	35.123	254.7	44:02.762
8	1:46.742	24.045	47.940	34.757	257.1	24:01.508	17	2:56.144 B	27.781	1:04.818	1:23.545	159.3	46:58.906
9	1:46.234	23.603	48.079	34.552	257.8	25:47.742	18	7:14.755	5:45.639	49.815	39.301	254.7	54:13.661
10	1:46.278	23.471	47.764	35.043	258.4	27:34.020	19	1:46.412	23.939	47.901	34.572	257.1	56:00.073
11	1:59.265 B	24.073	48.638	46.554	258.4	29:33.285	20	1:46.517	24.097	47.832	34.588	255.3	57:46.590
12	5:32.326	4:06.500	50.530	35.296	253.5	35:05.611	21	1:47.404	23.803	48.383	35.218	254.7	59:33.994
13	1:48.615	24.382	48.910	35.323	256.5	36:54.226	22	1:47.759	24.023	49.141	34.595	257.1	1:01:21.753
14	1:48.637	24.709	48.777	35.151	257.1	38:42.863							
15	1:47.313	24.106	48.292	34.915	256.5	40:30.176	172 Giuseppe RAMELLI ITA Rossocorsa - Pellin Racing 488 Challenge EVO						
16	1:47.699	23.878	48.356	35.465	258.4	42:17.875	1	10:20.641	8:38.780	1:01.263	40.598	208.9	10:20.641
17	1:48.572	24.286	49.049	35.237	255.3	44:06.447	2	1:52.453	25.706	50.601	36.146	237.4	12:13.094
18	3:03.445 B	26.353	1:04.381	1:32.711	158.4	47:09.892	3	1:49.101	24.333	49.575	35.193	253.3	14:02.195
19	12:45.153	...	52.502	37.341	254.1	59:55.045	4	1:51.431	24.266	51.387	35.778	251.2	15:53.626
20	1:53.816	25.005	51.487	37.324	253.5	1:01:48.861	5	1:49.511	24.380	49.488	35.643	251.2	17:43.137
							6	1:50.373	25.092	49.574	35.707	250.6	19:33.510
							7	1:51.753	25.142	50.131	36.480	247.7	21:25.263
							8	2:05.313 B	27.413	50.681	47.219	247.7	23:30.576
							9	6:16.713	4:47.765	52.557	36.391	247.1	29:47.289
							10	1:47.922	24.424	49.055	34.450	249.4	31:35.218
							11	1:49.026	24.119	49.617	35.290	249.4	33:24.244
							12	1:48.863	24.140	49.682	35.041	246.6	35:13.107
							13	2:07.273 B	25.128	50.653	51.492	241.6	37:20.380
							14	4:50.549	3:20.727	53.369	36.453	229.3	42:10.929
							15	2:25.206 B	28.665	1:04.351	52.190	184.3	44:36.135
							16	9:49.238 B	8:00.939	56.524	51.775	208.5	54:25.373
							173 Corinna GOSTNER ITA CDP - MP Racing 488 Challenge EVO						
							1	5:24.683	3:34.306	1:08.477	41.900	142.9	5:24.683
							2	2:08.995	31.030	1:00.073	37.892	206.5	7:33.678
							3	2:03.905	27.411	58.568	37.926	199.6	9:37.583
							4	1:52.964	24.926	51.747	36.291	251.2	11:30.547
							5	1:57.156	25.478	53.627	38.051	254.1	13:27.703
							6	1:53.497	25.718	51.614	36.165	255.3	15:21.200
							7	2:05.646 B	25.107	51.483	49.056	238.4	17:26.846
							8	3:57.109	2:29.755	51.227	36.127	253.5	21:23.955
							9	1:51.278	25.258	49.915	36.105	256.5	23:15.233
							10	1:49.876	24.327	49.911	35.638	257.1	25:05.109
							11	1:50.540	24.764	50.167	35.609	257.8	26:55.649
							12	1:50.439	24.523	50.512	35.404	230.3	28:46.088
							13	1:50.408	24.702	50.222	35.484	257.8	30:36.496
							14	2:09.555 B	25.387	52.428	51.740	255.3	32:46.051
							15	4:01.740	2:27.438	57.109	37.193	204.5	36:47.791
							16	1:51.458	25.465	50.041	35.952	254.7	38:39.249
							17	1:49.012	24.209	49.563	35.240	256.5	40:28.261
							18	1:48.081	24.073	48.942	35.066	257.1	42:16.342
							177 Fons SCHELTEMA NLD Kessel Racing 488 Challenge EVO						
							1	7:30.493	5:50.131	1:01.398	38.964	166.2	7:30.493
							2	1:58.825	25.994	54.594	38.237	216.0	9:29.318
							3	1:55.381	27.523	50.845	37.013	248.3	11:24.699
							4	1:48.677	23.707	48.775	36.195	257.8	13:13.376
							5	1:52.004	23.993	50.620	37.391	236.3	15:05.380
							6	1:57.360	32.636	49.052	35.672	258.4	17:02.740
							7	2:00.768 B	24.575	49.953	46.240	257.8	19:03.508
							8	4:42.897	3:18.540	48.967	35.390	255.9	23:46.405



COPPA SHELL
HOCKENHEIM
Free Practice

Sector Analysis

_ Invalidated Lap							■ Personal Best							■ Session Best							B Crossing the pit lane										
Lap	Time	Sector 1	Sector 2	Sector 3	T.Spd	Elapsed	Lap	Time	Sector 1	Sector 2	Sector 3	T.Spd	Elapsed	Lap	Time	Sector 1	Sector 2	Sector 3	T.Spd	Elapsed	Lap	Time	Sector 1	Sector 2	Sector 3	T.Spd	Elapsed				
1	2:39.223	51.824	1:03.037	44.362	159.3	2:39.223	6	1:54.683	26.216	51.317	37.150	237.9	17:13.202	7	1:49.920	24.507	49.603	35.810	253.5	19:03.122	8	2:09.484 B	26.526	53.433	49.525	227.4	21:12.606				
2	1:52.562	25.227	51.224	36.111	238.4	4:31.785	9	5:58.296	4:23.248	56.726	38.322	211.4	27:10.902	10	1:51.922	24.983	51.045	35.894	257.1	29:02.824	11	1:48.242	24.393	48.752	35.097	254.1	30:51.066				
3	1:51.394	24.787	49.951	36.656	255.3	6:23.179	12	1:47.519	24.083	48.842	34.594	253.5	32:38.585	13	1:47.246	23.718	48.449	35.079	253.5	34:25.831	14	2:15.209 B	24.902	56.419	53.888	226.4	36:41.040				
4	1:52.703	24.846	51.488	36.369	232.8	8:15.882	183 Christian HERDT-WIPPER DEU							Saggio München 488 Challenge EVO																	
5	1:50.036	24.337	50.217	35.482	250.6	10:05.918	1	2:12.750	41.333	55.123	36.294	230.8	2:12.750	2	1:52.035	25.019	49.823	37.193	259.0	4:04.785	3	1:47.653	24.133	47.838	35.682	261.5	5:52.438				
6	1:50.514	24.495	50.325	35.694	252.3	11:56.432	4	1:48.339	24.740	48.801	34.798	259.0	7:40.777	5	1:55.202 B	23.947	48.847	42.408	260.9	9:35.979	6	4:22.980	2:52.348	53.884	36.748	220.9	13:58.959				
7	2:09.386 B	25.106	54.449	49.831	213.9	14:05.818	7	1:45.132	23.617	47.774	33.741	260.2	15:44.091	8	1:45.516	23.719	47.501	34.296	261.5	17:29.607	9	1:44.343	23.472	47.400	33.471	260.9	19:13.950				
8	4:36.870	2:59.392	59.198	38.280	194.9	18:42.688	10	1:46.189	23.352	47.623	35.214	261.5	21:00.139	11	1:51.689 B	23.684	47.595	40.410	262.1	22:51.828	188 Josef SCHUMACHER DEU										
9	1:49.465	24.668	49.564	35.233	254.7	20:32.153	1	4:51.321	3:21.844	52.498	36.979	248.3	4:51.321	2	1:47.700	24.164	48.559	34.977	252.9	6:39.021	3	1:48.109	23.739	48.584	35.786	252.3	8:27.130				
10	1:48.995	24.549	49.210	35.236	254.1	22:21.148	4	1:49.535	24.274	49.016	36.245	250.0	10:16.665	5	1:48.635	23.821	49.424	35.390	251.2	12:05.300	6	1:48.633	24.272	48.826	35.535	250.6	13:53.933				
11	1:49.333	24.393	49.643	35.297	255.3	24:10.481	7	1:48.569	23.883	48.492	36.194	248.3	15:42.502	8	1:49.264	23.906	49.892	35.466	251.2	17:31.766	9	2:03.034 B	26.154	49.333	47.547	251.2	19:34.800				
12	1:48.983	24.284	49.235	35.464	256.5	25:59.464	10	4:38.445	3:13.680	49.362	35.403	251.2	24:13.245	11	1:48.403	24.656	48.535	35.212	251.2	26:01.648	12	1:50.337	24.423	50.208	35.706	251.2	27:51.985				
13	2:02.797 B	25.501	51.870	45.426	252.9	28:02.261	13	1:48.397	24.518	48.731	35.148	251.2	29:40.382	14	1:48.041	23.735	49.169	35.137	251.2	31:28.423	15	1:48.725	23.679	48.888	36.158	250.6	33:17.148				
14	9:54.622	8:23.291	54.495	36.836	223.1	37:56.883	16	2:14.791 B	25.416	55.434	53.941	194.6	35:31.939	193 Manuela GOSTNER ITA																	
15	1:46.872	23.778	48.658	34.436	254.7	39:43.755	1	5:23.327	3:33.268	1:06.443	43.616	188.5	5:23.327	2	2:09.231	29.885	1:00.974	38.372	220.0	7:32.558	3	2:03.571	27.827	58.353	37.391	202.2	9:36.129				
16	1:45.892	23.403	48.173	34.316	254.7	41:29.647	4	2:03.972 B	24.783	51.181	48.008	255.3	11:40.101	4	2:03.972 B	24.783	51.181	48.008	255.3	11:40.101	5	3:08.114	1:43.393	50.106	34.615	244.9	14:48.215				
17	1:46.350	23.534	48.360	34.456	255.9	43:15.997	6	1:46.063	23.610	47.788	34.665	262.1	16:34.278	6	1:46.063	23.610	47.788	34.665	262.1	16:34.278	7	1:45.638	23.531	47.675	34.432	262.1	18:19.916				
18	2:17.573 B	23.705	50.354	1:03.514	258.4	45:33.570	7	1:45.638	23.531	47.675	34.432	262.1	18:19.916	8	1:46.609	23.968	48.142	34.499	262.8	20:06.525	9	1:46.126	23.511	48.054	34.561	262.1	21:52.651				
19	7:43.876	6:03.480	59.641	40.755	185.2	53:17.446	10	1:45.793	23.502	47.897	34.394	262.8	23:38.444	10	1:45.793	23.502	47.897	34.394	262.8	23:38.444	11	1:45.736	23.422	47.993	34.321	261.5	25:24.180				
20	1:50.969	23.837	48.655	38.477	254.7	55:08.415	12	1:57.779 B	24.168	48.613	44.998	259.0	27:21.959	11	1:45.736	23.422	47.993	34.321	261.5	25:24.180	12	1:57.779 B	24.168	48.613	44.998	259.0	27:21.959				
21	1:52.140	23.448	51.443	37.249	257.1	57:00.555	178 Axel SARTINGEN DEU							Lueg Sportivo - Herter Racing 488 Challenge EVO																	
22	1:47.268	24.244	48.323	34.701	254.7	58:47.823	1	2:49.670	59.899	1:05.824	43.947	155.8	2:49.670	2	1:58.001	27.295	52.461	38.245	4:47.671	3	2:11.084 B	25.969	56.614	48.501	6:58.755	4	5:09.947	3:44.799	50.285	34.863	12:08.702
23	1:46.310	23.340	48.255	34.715	255.3	1:00:34.133	5	1:47.085	23.391	48.250	35.444	13:55.787	6	1:45.684	23.285	47.767	34.632	15:41.471	7	1:45.485	23.259	48.343	33.883	17:26.956	8	1:44.953	23.486	47.614	33.853	19:11.909	
178 Axel SARTINGEN DEU							Lueg Sportivo - Herter Racing 488 Challenge EVO							188 Josef SCHUMACHER DEU							Eberlein Automobile 488 Challenge EVO										
1	2:49.670	59.899	1:05.824	43.947	155.8	2:49.670	1	4:51.321	3:21.844	52.498	36.979	248.3	4:51.321	2	1:47.700	24.164	48.559	34.977	252.9	6:39.021	3	1:48.109	23.739	48.584	35.786	252.3	8:27.130				
2	1:58.001	27.295	52.461	38.245	4:47.671	2	1:52.035	25.019	49.823	37.193	259.0	4:04.785	3	1:47.653	24.133	47.838	35.682	261.5	5:52.438	4	1:48.339	24.740	48.801	34.798	259.0	7:40.777					
3	2:11.084 B	25.969	56.614	48.501	6:58.755	4	1:48.339	24.740	48.801	34.798	259.0	7:40.777	5	1:55.202 B	23.947	48.847	42.408	260.9	9:35.979	6	4:22.980	2:52.348	53.884	36.748	220.9	13:58.959					
4	5:09.947	3:44.799	50.285	34.863	12:08.702	5	1:55.202 B	23.947	48.847	42.408	260.9	9:35.979	6	4:22.980	2:52.348	53.884	36.748	220.9	13:58.959	7	1:45.132	23.617	47.774	33.741	260.2	15:44.091					
5	1:47.085	23.391	48.250	35.444	13:55.787	6	4:22.980	2:52.348	53.884	36.748	220.9	13:58.959	7	1:45.132	23.617	47.774	33.741	260.2	15:44.091	8	1:45.516	23.719	47.501	34.296	261.5	17:29.607					
6	1:45.684	23.285	47.767	34.632	15:41.471	7	1:45.132	23.617	47.774	33.741	260.2	15:44.091	8	1:45.516	23.719	47.501	34.296	261.5	17:29.607	9	1:44.343	23.472	47.400	33.471	260.9	19:13.950					
7	1:45.485	23.259	48.343	33.883	17:26.956	8	1:45.516	23.719	47.501	34.296	261.5	17:29.607	9	1:44.343	23.472	47.400	33.471	260.9	19:13.950	10	1:46.189	23.352	47.623	35.214	261.5	21:00.139					
8	1:44.953	23.486	47.614	33.853	19:11.909	9	1:44.343	23.472	47.400	33.471	260.9	19:13.950	10	1:46.189	23.352	47.623	35.214	261.5	21:00.139	11	1:51.689 B	23.684	47.595	40.410	262.1	22:51.828					
9	1:47.974	23.235	49.101	35.638	20:59.883	10	1:46.189	23.352	47.623	35.214	261.5	21:00.139	11	1:51.689 B	23.684	47.595	40.410	262.1	22:51.828	188 Josef SCHUMACHER DEU											
10	1:44.687	23.425	47.497	33.765	22:44.570	11	1:51.689 B	23.684	47.595	40.410	262.1	22:51.828	188 Josef SCHUMACHER DEU							Eberlein Automobile 488 Challenge EVO											
11	1:48.099	23.283	47.805	37.011	24:32.669	188 Josef SCHUMACHER DEU							Eberlein Automobile 488 Challenge EVO																		
12	2:21.324 B	27.561	59.018	54.745	26:53.993	1	4:51.321	3:21.844	52.498	36.979	248.3	4:51.321	2	1:47.700	24.164	48.559	34.977	252.9	6:39.021	3	1:48.109	23.739	48.584	35.786	252.3	8:27.130					
13	8:18.601	6:42.474	57.770	38.357	35:12.594	4	1:49.535	24.274	49.016	36.245	250.0	10:16.665	5	1:48.635	23.821	49.424	35.390	251.2	12:05.300	6	1:48.633	24.272	48.826	35.535	250.6	13:53.933					
14	1:58.388	26.917	53.816	37.655	37:10.982	6	1:48.633	24.272	48.826	35.535	250.6	13:53.933	7	1:48.569	23.883	48.492	36.194	248.3	15:42.502	8	1:49.264	23.906	49.892	35.466	251.2	17:31.766					
15	1:44.433	23.315	47.694	33.424	38:55.415	7	1:48.569	23.883	48.492	36.194	248.3	15:42.502	8	1:49.264	23.906	49.892	35.466	251.2	17:31.766	9	2:03.034 B	26.154	49.333	47.547	251.2	19:34.800					
16	1:43.861	22.843	47.553	33.465	40:39.276	8	1:49.264	23.906	49.892	35.466	251.2	17:31.766	9	2:03.034 B	26.154	49.333	47.547	251.2	19:34.800	10	4:38.445	3:13.680	49.362	35.403	251.2	24:13.245					
17	1:43.521	22.718	47.301	33.502	42:22.797	9	2:03.034 B	26.154	49.333	47.547	251.2	19:34.800	10	4:38.445	3:13.680	49.362	35.403	251.2	24:13.245	11	1:48.403	24.656	48.535	35.212	251.2	26:01.648					
18	2:05.651 B	22.729	48.178	54.744	44:28.448	10	4:38.445	3:13.680	49.362	35.403	251.2	24:13.245	11	1:48.403	24.656	48.535	35.212	251.2													



COPPA SHELL
HOCKENHEIM
Free Practice

Sector Analysis

— Invalidated Lap ■ Personal Best ■ Session Best B Crossing the pit lane

Lap	Time	Sector 1	Sector 2	Sector 3	T.Spd	Elapsed	Lap	Time	Sector 1	Sector 2	Sector 3	T.Spd	Elapsed
13	6:34.531	5:09.590	50.106	34.835	252.9	33:56.490							
14	<u>1:46.579</u>	<u>23.854</u>	48.204	34.521	259.6	35:43.069							
15	1:46.303	23.860	47.984	34.459	261.5	37:29.372							
16	2:03.812 B	23.772	48.412	51.628	260.9	39:33.184							
17	4:58.143 B	3:00.311	1:04.792	53.040	129.3	44:31.327							
18	8:38.596	7:04.965	51.458	42.173	192.9	53:09.923							
19	<u>1:46.456</u>	23.917	<u>48.421</u>	34.118	257.1	54:56.379							
20	1:46.277	23.893	48.138	34.246	259.0	56:42.656							
21	1:45.364	23.386	47.887	34.091	259.6	58:28.020							
22	1:45.125	23.590	47.433	34.102	259.0	1:00:13.145							

199 Ingvar MATTSSON		SWE											
Scuderia Autoropa		488 Challenge EVO											
Lap	Time	Sector 1	Sector 2	Sector 3	T.Spd	Elapsed	Lap	Time	Sector 1	Sector 2	Sector 3	T.Spd	Elapsed
1	3:38.930	1:51.510	1:06.056	41.364	186.5	3:38.930							
2	1:59.975	27.893	53.502	38.580	244.9	5:38.905							
3	1:55.984	25.479	51.918	38.587	249.4	7:34.889							
4	1:53.887	26.613	50.633	36.641	247.1	9:28.776							
5	1:50.770	24.376	49.734	36.660	247.7	11:19.546							
6	1:51.310	24.281	50.066	36.963	248.8	13:10.856							
7	1:53.064	25.849	50.626	36.589	247.1	15:03.920							
8	2:00.673 B	24.544	49.759	46.370	247.7	17:04.593							
9	6:25.088	4:58.084	50.677	36.327	247.1	23:29.681							
10	<u>1:52.056</u>	<u>24.532</u>	50.489	<u>37.035</u>	248.8	25:21.737							
11	1:49.966	24.493	50.060	35.413	250.0	27:11.703							
12	1:52.032	24.787	50.822	36.423	251.2	29:03.735							
13	2:00.531 B	24.243	50.723	45.565	248.8	31:04.266							
14	<u>6:41.141</u>	5:11.890	52.082	<u>37.169</u>	244.3	37:45.407							
15	1:48.285	24.212	49.317	34.756	250.0	39:33.692							
16	<u>1:48.519</u>	23.849	49.067	<u>35.603</u>	249.4	41:22.211							
17	1:49.266	24.057	49.513	35.696	250.0	43:11.477							
18	2:16.081 B	23.789	50.518	1:01.774	251.7	45:27.558							
19	8:37.690	7:12.266	50.017	35.407	247.1	54:05.248							
20	1:47.925	23.839	48.856	35.230	249.4	55:53.173							
21	1:47.894	23.728	48.898	35.268	249.4	57:41.067							
22	1:47.829	23.980	49.081	34.768	249.4	59:28.896							
23	1:48.470	23.841	49.493	35.136	250.0	1:01:17.366							