

COPPA SHELL  
HOCKENHEIM  
Test

Sector Analysis


— Invalidated Lap

■ Personal Best

■ Session Best

■ Crossing the pit lane

Lap	Time	Sector 1	Sector 2	Sector 3	T.Sp	Elapsed	Lap	Time	Sector 1	Sector 2	Sector 3	T.Sp	Elapsed
<b>100</b> Roman ZIEMIAN POL FML - D2P 488 Challenge EVO							24	1:45.070	23.536	47.717	33.817	257.1	1:07:44.809
1	2:32.281	1:02.437	54.355	35.489	217.7	2:32.281	25	1:45.409	23.615	47.892	33.895	258.4	1:09:30.218
2	1:47.264	23.375	47.143	36.746	261.5	4:19.545	26	1:46.039	23.399	47.878	34.762	259.6	1:11:16.257
3	1:42.503	22.703	46.681	33.119	263.4	6:02.048	<b>103</b> Franz ENGSTLER DEU Scuderia GT 488 Challenge EVO						
4	2:02.429 B	23.110	53.176	46.143	265.4	8:04.477	1	2:40.119	1:01.857	58.610	39.652	201.5	2:40.119
5	5:43.431	4:11.686	50.282	41.463	260.9	13:47.908	2	1:51.845	26.690	49.961	35.194	256.5	4:31.964
6	1:55.885	27.002	50.395	38.488	259.0	15:43.793	3	1:47.821	23.979	49.772	34.070	257.8	6:19.785
7	1:48.369	24.649	48.391	35.329	260.2	17:32.162	4	1:46.140	23.545	48.340	34.255	260.2	8:05.925
8	1:47.837	24.066	48.910	34.861	263.4	19:19.999	5	2:01.159 B	24.039	48.733	48.387	259.6	10:07.084
9	1:52.490	25.043	48.777	38.670	265.4	21:12.489	6	17:23.390	...	49.893	34.380	257.1	27:30.474
10	1:48.362	24.186	48.246	35.930	260.9	23:00.851	7	1:47.609	23.885	49.228	34.496	257.1	29:18.083
11	1:51.656	24.335	51.254	36.067	245.5	24:52.507	8	1:45.895	23.567	48.555	33.773	259.0	31:03.978
12	1:47.679	24.310	48.186	35.183	260.2	26:40.186	9	1:47.919	23.326	50.102	34.491	259.6	32:51.897
13	1:46.412	23.871	48.181	34.360	260.9	28:26.598	10	1:46.399	23.995	48.394	34.010	260.9	34:38.296
14	1:45.712	23.670	47.847	34.195	262.1	30:12.310	11	1:46.932	23.789	48.451	34.692	259.6	36:25.228
15	2:27.089 B	27.893	1:04.264	54.932	152.1	32:39.399	12	2:00.633 B	23.891	48.968	47.774	262.1	38:25.861
16	5:42.198	4:18.236	49.400	34.562	256.5	38:21.597	13	3:31.469	2:00.195	55.993	35.281	210.5	41:57.330
17	2:00.828 B	24.038	48.001	48.789	260.9	40:22.425	14	1:48.404	23.416	49.524	35.464	259.0	43:45.734
18	4:05.464	2:44.105	47.651	33.708	258.4	44:27.889	15	1:43.079	22.597	47.153	33.329	262.8	45:28.813
19	1:45.847	24.122	47.540	34.185	259.0	46:13.736	16	2:26.607 B	32.438	1:12.878	41.291	127.1	47:55.420
20	2:04.264 B	25.765	52.536	45.963	229.8	48:18.000	<b>104</b> Andreas KÖNIG AUT Scuderia GT 488 Challenge EVO						
21	8:41.264	7:05.018	57.679	38.567	153.6	56:59.264	1	7:04.222	5:24.732	1:00.611	38.879	133.8	7:04.222
22	1:58.796	23.232	53.800	41.764	261.5	58:58.060	2	1:54.115	27.076	51.579	35.460	247.7	8:58.337
23	1:43.951	23.096	47.225	33.630	260.9	1:00:42.011	3	1:49.834	24.138	50.377	35.319	257.1	10:48.171
24	1:55.672	28.920	51.307	35.445	247.7	1:02:37.683	4	1:51.267	24.486	50.399	36.382	255.3	12:39.438
25	1:47.091	22.906	48.736	35.449	262.1	1:04:24.774	5	1:47.790	23.790	48.721	35.279	260.2	14:27.228
26	2:06.593	29.880	1:00.639	36.074	153.0	1:06:31.367	6	2:00.560 B	24.128	49.603	46.829	258.4	16:27.788
27	1:44.603	23.225	47.618	33.760	259.6	1:08:15.970	7	2:57.197	1:32.347	49.297	35.553	257.1	19:24.985
28	1:54.414	23.185	54.368	36.861	262.1	1:10:10.384	8	1:48.496	23.901	49.048	35.547	260.9	21:13.481
<b>102</b> Claudio SCHIAVONI ITA Scuderia Niki - Iron Lynx 488 Challenge EVO							9	1:56.811 B	24.063	49.381	43.367	260.9	23:10.292
1	2:46.781	53.357	1:09.984	43.440	131.5	2:46.781	10	3:57.699	2:16.230	1:01.494	39.975	161.2	27:07.991
2	2:14.518	29.716	1:02.388	42.414	188.8	5:01.299	11	1:50.738	24.944	50.241	35.553	259.6	28:58.729
3	1:54.342	26.190	52.451	35.708	219.5	6:55.648	12	1:48.563	24.056	49.306	35.201	256.5	30:47.292
4	2:27.219 B	28.844	1:04.650	53.725	164.6	9:22.867	13	1:47.919	23.630	49.011	35.278	260.2	32:35.211
5	9:17.739	7:27.470	1:05.867	44.402	194.9	18:40.606	14	1:47.940	23.535	49.489	34.916	258.4	34:23.151
6	2:05.456	27.565	59.460	38.431	170.9	20:46.062	15	1:50.081	24.442	50.443	35.196	255.9	36:13.232
7	1:57.997	25.011	55.349	37.637	213.9	22:44.059	16	2:00.489 B	25.268	51.137	44.084	251.7	38:13.721
8	2:26.615 B	28.168	1:04.098	54.349	192.5	25:10.674	17	3:07.726	1:39.004	52.997	35.725	236.8	41:21.447
9	8:05.632	6:40.034	50.555	35.043	252.3	33:16.306	18	1:48.892	23.822	49.416	35.654	261.5	43:10.339
10	1:47.298	23.755	48.914	34.629	255.9	35:03.604	19	1:48.758	23.837	49.144	35.777	262.1	44:59.097
11	1:46.991	23.692	48.136	35.163	255.3	36:50.595	20	3:32.811 B	26.155	1:47.188	1:19.468	90.3	48:31.908
12	1:46.845	23.452	48.487	34.906	258.4	38:37.440	<b>111</b> Martinus RICHTER DEU MERTEL Motorsport Racing 488 Challenge EVO						
13	1:47.259	23.595	49.040	34.624	257.8	40:24.699	1	4:23.473	2:27.714	1:13.742	42.017	124.0	4:23.473
14	1:46.791	23.650	48.555	34.586	258.4	42:11.490	2	2:13.403	29.029	1:05.632	38.742	163.1	6:36.876
15	2:02.721 B	23.811	50.252	48.658	257.1	44:14.211	3	1:56.781 B	23.535	48.400	44.846	261.5	8:33.657
16	5:13.058	3:41.153	55.181	36.724	221.3	49:27.269	4	2:19.369	57.170	47.665	34.534	262.8	10:53.026
17	1:57.505	25.117	54.032	38.356	251.7	51:24.774	5	1:45.329	22.938	47.727	34.664	262.8	12:38.355
18	1:45.459	23.442	47.979	34.038	257.1	53:10.233	6	1:44.156	22.976	47.658	33.522	262.1	14:22.511
19	2:00.525	23.309	55.983	41.233	259.0	55:10.758	7	1:50.900	23.302	50.120	37.478	261.5	16:13.411
20	1:45.498	23.606	47.941	33.951	255.9	56:56.256	8	1:52.457 B	23.145	47.642	41.670	262.1	18:05.868
21	1:44.760	23.324	47.929	33.507	258.4	58:41.016	9	5:20.394	3:51.730	52.011	36.653	252.9	23:26.262
22	2:11.447 B	25.580	54.943	50.924	216.0	1:00:52.463							
23	5:07.276	3:41.604	50.852	34.820	243.8	1:05:59.739							



COPPA SHELL HOCKENHEIM Test

Sector Analysis

Invalidated Lap Personal Best Session Best Crossing the pit lane


Table with 14 columns: Lap, Time, Sector 1, Sector 2, Sector 3, T.Spd, Elapsed. Contains data for drivers 10-28.

Driver profile for 116 Alessandro GIOVANELLI (ITA), Rossocorsa, 488 Challenge EVO. Includes lap times for laps 1-23.

Driver profile for 127 Tommy LINDROTH (SWE), Baron Motorsport, 488 Challenge EVO. Includes lap times for laps 1-23.

Driver profile for 126 Joakim OLANDER (SWE), Scuderia Autoropa, 488 Challenge EVO. Includes lap times for laps 1-9.

Driver profile for 130 Lisa CLARK (USA), Ferrari of Beverly Hills, 488 Challenge EVO. Includes lap times for laps 1-11.



COPPA SHELL  
HOCKENHEIM  
Test

Sector Analysis

— Invalidated Lap

■ Personal Best

■ Session Best

B Crossing the pit lane

Lap	Time	Sector 1	Sector 2	Sector 3	T.Sp	Elapsed	Lap	Time	Sector 1	Sector 2	Sector 3	T.Sp	Elapsed
12	2:01.664	25.707	54.265	41.692	246.6	42:12.198	13	1:54.501	25.995	51.193	37.313	255.3	33:58.797
13	2:02.490	29.852	52.690	39.948	242.2	44:14.688	14	2:08.092 B	26.386	51.026	50.680	240.0	36:06.889
14	1:59.533	26.838	51.075	41.620	247.1	46:14.221	15	11:56.924	...	55.504	39.836	238.9	48:03.813
15	2:00.331	27.064	52.803	40.464	234.8	48:14.552	16	1:57.201	26.608	51.357	39.236	251.2	50:01.014
16	1:54.815	26.272	51.161	37.382	248.3	50:09.367	17	1:53.256	25.350	50.815	37.091	255.3	51:54.270
17	2:08.499 B	26.474	53.454	48.571	225.9	52:17.866	18	1:53.874	25.567	50.729	37.578	256.5	53:48.144
18	13:09.485	...	49.447	37.746	252.9	1:05:27.351	19	1:55.096	25.879	51.960	37.257	253.5	55:43.240
19	1:46.152	23.477	48.480	34.195	254.1	1:07:13.503	20	1:52.999	25.228	50.779	36.992	256.5	57:36.239
20	1:44.491	23.168	47.624	33.699	256.5	1:08:57.994	21	1:50.911	24.739	50.019	36.153	255.3	59:27.150
21	1:53.318 B	24.163	49.036	40.119	251.7	1:10:51.312	22	1:54.534	25.319	51.808	37.407	250.6	1:01:21.684
							23	1:51.805	24.932	49.585	37.288	257.8	1:03:13.489
							24	1:51.481	24.715	49.933	36.833	258.4	1:05:04.970
							25	2:04.745 B	27.448	51.385	45.912	257.8	1:07:09.715

**136** Alexander NUSSBAUMER AUT  
Gohm Motorsport - Herter Racing 488 Challenge EVO

1	2:18.890	36.309	1:02.091	40.490	182.1	2:18.890
2	1:54.599	26.068	53.197	35.334	175.6	4:13.489
3	1:45.275	23.353	48.280	33.642	255.9	5:58.764
4	1:44.606	23.450	47.714	33.442	257.1	7:43.370
5	2:19.837 B	23.188	1:00.593	56.056	256.5	10:03.207
6	2:56.514 B	1:20.111	50.096	46.307	240.5	12:59.721
7	5:37.256	4:09.817	51.658	35.781	247.1	18:36.977
8	1:47.456	23.854	48.963	34.639	253.5	20:24.433
9	1:50.576	23.906	50.159	36.511	252.3	22:15.009
10	1:48.817	24.210	49.956	34.651	251.7	24:03.826
11	1:47.468	23.782	49.128	34.558	251.7	25:51.294
12	1:48.222	23.961	49.567	34.694	251.7	27:39.516
13	1:47.991	23.930	49.250	34.811	252.3	29:27.507
14	2:31.358 B	24.174			252.3	31:58.865
15	8:04.043	6:32.588	54.983	36.472	203.0	40:02.908
16	1:49.944	24.231	48.941	36.772	254.1	41:52.852
17	1:45.016	23.619	47.876	33.521	254.1	43:37.868
18	1:46.936	23.471	47.646	35.819	255.9	45:24.804
19	1:45.150	23.319	47.897	33.934	255.3	47:09.954
20	1:45.526	23.310	47.797	34.419	255.9	48:55.480
21	1:47.450	24.340	48.827	34.283	237.4	50:42.930
22	1:48.035	23.223	48.806	36.006	255.3	52:30.965
23	2:09.396 B	26.234	54.822	48.340	190.8	54:40.361
24	4:13.096	2:50.219	48.401	34.476	252.3	58:53.457
25	1:46.215	23.425	47.901	34.889	254.1	1:00:39.672
26	2:09.663 B	24.524	59.000	46.139	202.6	1:02:49.335
27	4:07.731	2:43.595	49.798	34.338	255.3	1:06:57.066
28	1:46.439	23.692	48.152	34.595	255.9	1:08:43.505
29	1:50.682	25.183	50.570	34.929	254.7	1:10:34.187

**140** Pino FRASCARO ITA  
Kessel Racing 488 Challenge EVO


1	7:39.547	6:09.679	54.361	35.507	229.8	7:39.547
2	1:58.733	23.267	51.300	44.166	260.2	9:38.280
3	1:47.847	23.568	46.942	37.337	260.9	11:26.127
4	1:44.416	23.053	47.068	34.295	260.9	13:10.543
5	1:43.222	22.894	46.939	33.389	260.9	14:53.765
6	1:53.192 B	23.472	48.293	41.427	260.2	16:46.957
7	5:22.194	3:50.060	53.207	38.927	219.5	22:09.151
8	2:02.622	27.105	57.698	37.819	227.8	24:11.773
9	2:02.584	26.874	54.540	41.170	225.5	26:14.357
10	1:56.023	26.371	52.192	37.460	247.7	28:10.380
11	1:57.614	25.923	52.985	38.706	255.3	30:07.994
12	1:56.302	26.515	52.692	37.095	248.3	32:04.296

**150** Werner GENTER DEU  
Moll Sportwagen Hannover 488 Challenge EVO

1	5:06.357	3:13.743	1:09.191	43.423	164.9	5:06.357
2	1:59.642	28.016	52.922	38.704	244.9	7:05.999
3	1:56.602	27.291	52.726	36.585	248.3	9:02.601
4	1:54.278	24.557	50.750	38.971	250.0	10:56.879
5	2:07.458 B	24.762	50.242	52.454	252.9	13:04.337
6	5:01.625	3:36.868	49.580	35.177	252.9	18:05.962
7	1:53.289	24.253	52.347	36.689	251.2	19:59.251
8	1:49.476	24.070	50.258	35.148	254.1	21:48.727
9	1:47.663	23.988	48.922	34.753	255.9	23:36.390
10	2:24.023 B	28.315	1:01.942	53.766	188.8	26:00.413
11	8:46.845	7:20.312	50.417	36.116	251.7	34:47.258
12	1:46.573	23.906	48.704	33.963	255.3	36:33.831
13	1:57.595	24.190	56.925	36.480	255.9	38:31.426
14	1:45.637	23.528	48.258	33.851	255.9	40:17.063
15	2:18.199 B	25.292	56.738	56.169	182.4	42:35.262
16	8:18.135	6:52.787	50.123	35.225	254.1	50:53.397
17	1:51.801	25.565	50.545	35.691	251.7	52:45.198
18	1:49.247	24.105	49.501	35.641	256.5	54:34.445
19	1:51.665	24.466	51.098	36.101	254.1	56:26.110
20	2:05.075 B	24.002	50.345	50.728	254.7	58:31.185
21	7:13.349	5:38.406	57.653	37.290	219.1	1:05:44.534
22	1:53.997	26.690	52.115	35.192	253.5	1:07:38.531
23	1:48.902	24.091	49.856	34.955	254.1	1:09:27.433
24	1:48.052	23.888	49.337	34.827	256.5	1:11:15.485

**159** Matthias MOSER DEU  
Baron Motorsport 488 Challenge EVO

1	4:21.579	2:32.852	1:05.040	43.687	166.9	4:21.579
2	2:03.070	28.493	55.945	38.632	205.7	6:24.649
3	1:54.475	25.145	53.230	36.100	190.1	8:19.124
4	1:49.528	24.372	49.503	35.653	259.6	10:08.652
5	1:47.561	23.708	49.105	34.748	259.0	11:56.213
6	1:56.349 B	23.966	48.612	43.771	260.2	13:52.562
7	5:26.453	4:01.780	48.900	35.773	255.9	19:19.015
8	1:48.844	25.261	48.929	34.654	257.1	21:07.859
9	1:47.281	23.764	48.820	34.697	258.4	22:55.140
10	2:40.124 B	23.865	1:31.992	44.267	191.2	25:35.264
11	9:25.780	7:57.788	54.510	33.482	198.2	35:01.044
12	1:46.373	23.076	48.528	34.769	260.9	36:47.417
13	1:44.242	22.821	47.310	34.111	261.5	38:31.659
14	2:06.222 B	26.517	53.931	45.774	200.4	40:37.881



COPPA SHELL  
HOCKENHEIM  
Test

Sector Analysis

— Invalidated Lap    ■ Personal Best    ■ Session Best    B Crossing the pit lane

Lap	Time	Sector 1	Sector 2	Sector 3	T.Sp	Elapsed	Lap	Time	Sector 1	Sector 2	Sector 3	T.Sp	Elapsed
15	6:17.997	4:49.011	53.898	35.088	218.2	46:55.878	9	1:47.556	24.154	48.744	34.658	254.7	25:16.787
16	1:48.874	24.036	49.333	35.505	258.4	48:44.752	10	1:50.315	23.670	48.791	37.854	258.4	27:07.102
17	1:48.173	24.449	49.138	34.586	259.6	50:32.925	11	1:46.453	23.774	48.144	34.535	257.1	28:53.555
18	1:48.450	23.859	48.934	35.657	260.2	52:21.375	12	1:46.573	23.903	48.432	34.238	258.4	30:40.128
19	1:59.276 B	25.792	49.385	44.099	259.0	54:20.651	13	1:47.394	23.509	48.285	35.600	259.0	32:27.522
20	5:39.765	4:15.271	49.104	35.390	256.5	1:00:00.416	14	1:59.832 B	23.943	48.652	47.237	259.6	34:27.354
21	1:49.041	24.662	49.283	35.096	257.8	1:01:49.457	15	14:10.375	...	1:03.780	36.789	254.1	48:37.729
22	1:49.702	24.390	48.978	36.334	259.0	1:03:39.159	16	1:48.004	24.478	48.730	34.796	255.9	50:25.733
23	1:50.138	24.657	49.993	35.488	256.5	1:05:29.297	17	2:03.003 B	24.279	48.800	49.924	259.6	52:28.736
24	1:48.322	24.466	48.956	34.900	259.0	1:07:17.619	18	4:05.541	2:34.187	53.417	37.937	244.9	56:34.277
25	1:48.312	24.401	49.068	34.843	257.8	1:09:05.931	19	1:46.989	24.268	48.199	34.522	258.4	58:21.266
26	2:06.658 B	25.632	54.497	46.529	184.6	1:11:12.589	20	2:02.392	38.560	48.834	34.998	253.5	1:00:23.658

**161** Thomas GOSTNER ITA  
CDP - MP Racing 488 Challenge EVO

1	2:37.186	41.297	1:11.083	44.806	189.8	2:37.186
2	2:06.691	32.108	55.643	38.940	239.5	4:43.877
3	1:58.806	25.996	54.377	38.433	250.6	6:42.683
4	1:58.641	28.192	52.799	37.650	243.8	8:41.324
5	2:28.431 B	26.259	1:07.548	54.624	149.4	11:09.755
6	5:49.257	4:16.628	55.690	36.939	224.1	16:59.012
7	1:49.524	24.574	49.542	35.408	258.4	18:48.536
8	1:49.699	24.545	49.195	35.959	259.6	20:38.235
9	1:47.812	24.178	48.934	34.700	259.0	22:26.047
10	1:47.933	23.769	48.776	35.388	258.4	24:13.980
11	1:52.307	26.119	49.491	36.697	261.5	26:06.287
12	1:52.558	25.142	50.930	36.486	257.8	27:58.845
13	1:48.036	24.092	49.126	34.818	260.2	29:46.881
14	2:16.753 B	25.807	53.175	57.771	259.0	32:03.634
15	3:27.483	2:03.600	48.783	35.100	260.2	35:31.117
16	1:46.986	23.857	48.249	34.880	259.6	37:18.103
17	1:48.269	24.528	48.980	34.761	259.6	39:06.372
18	1:46.597	23.970	48.310	34.317	260.2	40:52.969
19	1:46.841	24.350	48.144	34.347	260.9	42:39.810
20	1:46.473	23.687	48.008	34.778	261.5	44:26.283
21	2:04.582 B	26.468	49.065	49.049	253.5	46:30.865
22	6:02.630	4:30.995	55.945	35.690	235.8	52:33.495
23	1:52.367	24.306	50.899	37.162	246.6	54:25.862
24	1:45.117	23.482	47.778	33.850	259.6	56:10.979
25	1:44.104	23.108	47.403	33.593	260.2	57:55.083
26	1:44.234	23.178	47.310	33.746	259.6	59:39.317
27	1:44.943	23.440	47.653	33.850	260.9	1:01:24.260
28	2:22.624 B	27.088	1:01.459	54.077	184.6	1:03:46.884
29	3:24.540	1:59.302	50.928	34.310	181.8	1:07:11.424
30	1:45.170	23.482	47.212	34.476	260.2	1:08:56.594
31	1:47.624	25.010	48.547	34.067	256.5	1:10:44.218

**163** Renè MATERA CZE  
Scuderia Praha 488 Challenge EVO


1	5:18.872	3:41.094	56.790	40.988	210.1	5:18.872
2	1:46.473	23.295	46.708	36.470	261.5	7:05.345
3	1:50.179	24.180	50.358	35.641	261.5	8:55.524
4	1:42.289	22.721	46.616	32.952	262.1	10:37.813
5	1:51.221 B	22.518	46.533	42.170	262.8	12:29.034
6	7:21.863	5:56.612	51.179	34.072	256.5	19:50.897
7	1:46.236	23.785	48.261	34.190	258.4	21:37.133
8	1:52.098	23.521	49.471	39.106	259.6	23:29.231

**168** Jörg KAMPER DEU  
Penske Sportwagen Hamburg 488 Challenge EVO

1	4:04.856	2:28.394	59.192	37.270	192.5	4:04.856
2	1:49.878	25.383	49.518	34.977	252.9	5:54.734
3	1:50.215	24.645	51.516	34.054	196.4	7:44.949
4	2:10.257 B	24.533	1:01.897	43.827	166.9	9:55.206
5	4:20.803	2:54.859	50.811	35.133	226.9	14:16.009
6	1:45.922	23.645	48.231	34.046	260.2	16:01.931
7	1:57.237 B	23.266	47.731	46.240	260.2	17:59.168
8	6:20.877	4:55.212	49.841	35.824	257.8	24:20.045
9	1:51.635	24.144	50.168	37.323	247.1	26:11.680
10	1:50.317	24.322	49.081	36.914	262.1	28:01.997
11	1:47.855	23.791	48.466	35.598	260.9	29:49.852
12	1:53.216	23.894	50.979	38.343	262.8	31:43.068
13	1:48.114	24.009	48.629	35.476	260.2	33:31.182
14	2:04.591 B	24.360	49.858	50.373	260.2	35:35.773
15	11:43.970	...	50.164	37.904	257.8	47:19.743
16	1:49.835	24.049	49.509	36.277	257.1	49:09.578
17	1:50.393	24.427	50.101	35.865	260.2	50:59.971
18	1:49.220	24.107	48.992	36.121	259.6	52:49.191
19	1:47.222	23.846	48.283	35.093	260.2	54:36.413
20	2:07.601 B	23.947	51.279	52.375	261.5	56:44.014
21	13:12.909	...	53.349	36.548	196.7	1:09:56.923
22	1:53.151	25.812	51.348	35.991	221.3	1:11:50.074

**171** Mark BAILEY GBR  
Scuderia Monte-Carlo 488 Challenge EVO

1	8:09.246	6:35.316	56.540	37.390	205.7	8:09.246
2	1:53.105	25.778	51.668	35.659	254.1	10:02.351
3	1:47.963	24.036	48.777	35.150	255.3	11:50.314
4	1:48.302	24.726	48.912	34.664	255.3	13:38.616
5	1:47.813	23.752	49.660	34.401	257.1	15:26.429
6	2:04.019 B	23.761	48.485	51.773	256.5	17:30.448
7	5:45.071	4:10.156	54.793	40.122	237.4	23:15.519
8	1:58.637	27.178	53.803	37.656	244.9	25:14.156
9	1:55.779	25.859	52.926	36.994	244.9	27:09.935
10	1:52.401	24.882	50.212	37.307	256.5	29:02.336
11	1:52.969	24.714	50.646	37.609	257.1	30:55.305



COPPA SHELL HOCKENHEIM Test

Sector Analysis

Invalidated Lap Personal Best Session Best Crossing the pit lane


Table with 14 columns: Lap, Time, Sector 1, Sector 2, Sector 3, T.Spd, Elapsed. Contains two columns of race data for various drivers.

Driver profile for Giuseppe RAMELLI (ITA), 172. Includes team name (Rossocorsa - Pellin Racing) and a table of lap times.

Driver profile for Fons SCHELTEMA (NLD), 177. Includes team name (Kessel Racing) and a table of lap times.

Driver profile for Corinna GOSTNER (ITA), 173. Includes team name (CDP - MP Racing) and a table of lap times.

Driver profile for Axel SARTINGEN (DEU), 178. Includes team name (Lueg Sportivo - Herter Racing) and a table of lap times.



### COPPA SHELL HOCKENHEIM Test

### Sector Analysis

— Invalidated Lap    ■ Personal Best    ■ Session Best    B Crossing the pit lane

Lap	Time	Sector 1	Sector 2	Sector 3	T.Spd	Elapsed	Lap	Time	Sector 1	Sector 2	Sector 3	T.Spd	Elapsed
18	1:42.910	22.727	47.036	33.147	259.6	59:29.289	3	1:54.384	25.326	52.148	36.910	254.7	7:30.622
19	1:58.249B	23.319	48.647	46.283	255.9	1:01:27.538	4	1:55.538	24.705	53.053	37.780	238.9	9:26.160
20	3:48.590	2:17.392	52.911	38.287	225.5	1:05:16.128	5	1:52.709	25.013	50.882	36.814	255.9	11:18.869
21	1:45.324	23.105	47.956	34.263	256.5	1:07:01.452	6	1:51.741	24.443	50.459	36.839	254.1	13:10.610
22	1:44.175	23.000	47.558	33.617	260.2	1:08:45.627	7	1:52.562	24.636	51.016	36.910	253.5	15:03.172
23	1:45.246	23.466	48.097	33.683	262.1	1:10:30.873	8	1:51.586	24.756	50.333	36.497	254.1	16:54.758

**181** **Maurizio PITORRI** ITA  
CDP - Best Lap 488 Challenge EVO

1	3:17.690	1:18.725	1:11.124	47.841	157.0	3:17.690
2	2:09.368	30.307	58.179	40.882	198.9	5:27.058
3	2:01.166	27.568	54.116	39.482	234.3	7:28.224
4	2:00.819	26.527	53.355	40.937	248.3	9:29.043
5	1:57.057	25.930	52.754	38.373	252.9	11:26.100
6	1:57.104	25.936	51.956	39.212	258.4	13:23.204
7	2:12.214B	26.886	53.931	51.397	244.3	15:35.418
8	4:42.078	3:00.079	1:00.180	41.819	210.5	20:17.496
9	2:01.836	28.360	54.250	39.226	245.5	22:19.332
10	1:54.321	25.704	50.827	37.790	254.7	24:13.653
11	1:55.523	25.925	52.014	37.584	244.3	26:09.176
12	1:54.154	25.454	50.307	38.393	260.2	28:03.330
13	2:14.173B	25.660	54.342	54.171	259.0	30:17.503
14	15:11.243	...	57.418	40.768	207.7	45:28.746
15	1:56.375	25.604	51.902	38.869	254.7	47:25.121
16	1:54.351	25.858	51.148	37.345	251.7	49:19.472
17	1:52.825	25.085	50.939	36.801	254.7	51:12.297
18	1:51.164	24.551	49.704	36.909	255.3	53:03.461
19	1:50.686	24.481	49.589	36.616	256.5	54:54.147
20	1:53.008	25.543	49.138	38.327	257.8	56:47.155
21	1:49.186	24.382	48.959	35.845	257.8	58:36.341
22	2:14.107B	28.386	56.143	49.578	207.3	1:00:50.448

**183** **Christian HERDT-WIPPER** DEU  
Saggio München 488 Challenge EVO

1	19:11.692	...	51.151	35.773	257.1	19:11.692
2	1:47.905	24.160	48.869	34.876	262.1	20:59.597
3	1:46.449	23.399	48.910	34.140	262.1	22:46.046
4	1:47.405	24.151	49.015	34.239	260.9	24:33.451
5	1:46.686	23.939	47.893	34.854	262.8	26:20.137
6	1:47.204	23.658	48.174	35.372	262.8	28:07.341
7	1:56.027B	25.372	48.901	41.754	261.5	30:03.368
8	8:40.308	7:09.609	54.015	36.684	228.3	38:43.676
9	1:45.083	24.093	47.597	33.393	259.6	40:28.759
10	1:44.518	23.338	47.382	33.798	262.1	42:13.277
11	1:44.284	23.433	47.295	33.556	261.5	43:57.561
12	1:44.297	23.196	47.378	33.723	260.9	45:41.858
13	2:28.025B	25.105	1:08.618	54.302	221.8	48:09.883
14	4:00.711	2:37.394	48.537	34.780	250.0	52:10.594
15	1:42.755	22.863	46.818	33.074	262.8	53:53.349
16	1:46.952	22.745	48.426	35.781	263.4	55:40.301
17	1:42.994	22.888	46.925	33.181	261.5	57:23.295
18	1:51.643B	23.391	48.304	39.948	264.7	59:14.938

**188** **Josef SCHUMACHER** DEU  
Eberlein Automobile 488 Challenge EVO

1	3:37.669	1:58.983	58.077	40.609	216.0	3:37.669
2	1:58.569	26.964	53.649	37.956	243.2	5:36.238


11	15:24.262	...	55.461	37.801	233.8	36:17.570
12	1:52.442	27.228	50.439	34.775	250.0	38:10.012
13	1:46.780	23.622	48.590	34.568	254.1	39:56.792
14	1:59.502B	23.441	49.000	47.061	254.1	41:56.294
15	2:58.523	1:34.554	48.969	35.000	252.9	44:54.817
16	1:46.803	23.974	48.362	34.467	253.5	46:41.620
17	2:01.815B	24.013	49.242	48.560	253.5	48:43.435

**193** **Manuela GOSTNER** ITA  
CDP - MP Racing 488 Challenge EVO

1	3:19.216	1:20.218	1:10.897	48.101	158.1	3:19.216
2	2:10.033	30.160	57.684	42.189	216.9	5:29.249
3	2:04.442	27.395	58.315	38.732	198.2	7:33.691
4	1:52.774	24.380	50.602	37.792	254.7	9:26.465
5	1:49.405	24.364	49.542	35.499	260.9	11:15.870
6	1:47.573	23.766	49.066	34.741	260.9	13:03.443
7	1:57.922B	23.619	49.019	45.284	260.9	15:01.365
8	4:58.313	3:25.495	56.982	35.836	215.1	19:59.678
9	1:47.263	24.290	48.397	34.576	263.4	21:46.941
10	1:46.385	23.684	48.367	34.334	261.5	23:33.326
11	1:47.039	23.730	48.769	34.540	263.4	25:20.365
12	1:59.213B	23.974	49.740	45.499	262.1	27:19.578
13	5:28.454	4:02.263	49.884	36.307	257.1	32:48.032
14	1:46.121	23.591	48.115	34.415	262.8	34:34.153
15	1:46.046	23.542	47.897	34.607	263.4	36:20.199
16	1:56.032B	23.489	49.111	43.432	262.8	38:16.231
17	7:16.204	5:50.869	50.993	34.342	259.0	45:32.435
18	1:48.529	23.499	49.385	35.645	262.8	47:20.964
19	1:44.545	23.284	47.728	33.533	261.5	49:05.509
20	1:51.640	23.361	51.023	37.256	261.5	50:57.149
21	1:45.422	23.418	48.355	33.649	261.5	52:42.571
22	1:44.938	23.295	47.725	33.918	261.5	54:27.509
23	1:54.386B	23.125	47.621	43.640	261.5	56:21.895
24	5:33.891	4:09.748	49.353	34.790	259.6	1:01:55.786
25	1:46.845	23.803	48.247	34.795	263.4	1:03:42.631
26	1:53.306B	23.825	48.568	40.913	263.4	1:05:35.937
27	3:00.509	1:28.940	56.220	35.349	206.5	1:08:36.446
28	1:47.003	23.648	49.064	34.291	244.9	1:10:23.449

**199** **Ingvar MATSSON** SWE  
Scuderia Autoropa 488 Challenge EVO

1	3:57.881	2:17.415	59.592	40.874	213.0	3:57.881
2	1:59.696	26.733	53.444	39.519	252.3	5:57.577
3	1:54.572	26.131	51.562	36.879	256.5	7:52.149
4	1:54.398	26.422	51.067	36.909	253.5	9:46.547
5	1:53.609	24.724	51.619	37.266	236.3	11:40.156
6	1:51.629	24.735	49.945	36.949	254.1	13:31.785
7	2:16.950B	24.593	58.365	53.992	172.5	15:48.735
8	7:08.271	5:39.889	53.648	34.734	215.6	22:57.006



COPPA SHELL HOCKENHEIM Test

Sector Analysis

Table with 14 columns: Lap, Time, Sector 1, Sector 2, Sector 3, T.Spd, Elapsed. Rows 9-25 showing lap data for driver 207 Mohamed AL QAMZI.

Table with 14 columns: Lap, Time, Sector 1, Sector 2, Sector 3, T.Spd, Elapsed. Rows 1-18 showing lap data for driver 207 Mohamed AL QAMZI.

Table with 14 columns: Lap, Time, Sector 1, Sector 2, Sector 3, T.Spd, Elapsed. Rows 1-16 showing lap data for driver 289 Nigel SCHOONDERWORED.

Table with 14 columns: Lap, Time, Sector 1, Sector 2, Sector 3, T.Spd, Elapsed. Rows 17-22 showing lap data for driver 298 Mark SCHOFFLING.

Table with 14 columns: Lap, Time, Sector 1, Sector 2, Sector 3, T.Spd, Elapsed. Rows 1-22 showing lap data for driver 298 Mark SCHOFFLING.