


TROFEO PIRELLI
HOCKENHEIM
Free Practice

Sector Analysis

_ Invalidated Lap							■ Personal Best							■ Session Best							■ Crossing the pit lane																											
Lap	Time	Sector 1	Sector 2	Sector 3	T.Sp	Elapsed	Lap	Time	Sector 1	Sector 2	Sector 3	T.Sp	Elapsed	Lap	Time	Sector 1	Sector 2	Sector 3	T.Sp	Elapsed	Lap	Time	Sector 1	Sector 2	Sector 3	T.Sp	Elapsed																					
2 Ange BARDE FRA																																																
SF Côte d'Azur Cannes - IB FAST 488 Challenge EVO																																																
1	2:03.239	31.279	55.708	36.252	206.1	2:03.239	12	1:58.949 B	23.516	49.492	45.941		29:08.067	13	14:12.187	...	50.671	35.241	253.5	43:20.254	14	1:51.637	23.655	48.148	39.834	256.5	45:11.891																					
2	1:46.755	24.014	48.389	34.352	257.1	3:49.994	15	1:42.153	22.810	46.684	32.659		46:54.044	16	1:42.609	22.929	46.747	32.933	259.0	48:36.653	17	1:54.808	22.798	50.929	41.081	258.4	50:31.461																					
3	1:44.208	23.082	47.361	33.765		5:34.202	18	1:42.625	22.794	46.800	33.031	258.4	52:14.086	19	2:02.592	25.592	59.035	37.965	192.5	54:16.678	20	1:58.083 B	23.115	50.130	44.838		56:14.761																					
4	1:44.437	23.094	47.434	33.909		7:18.639	6 Thomas NEUBAUER FRA																																									
5	1:54.902 B	23.515	49.188	42.199		9:13.541	Charles Pozzi - Courage 488 Challenge EVO																																									
6	7:11.428	5:35.042	59.000	37.386	201.9	16:24.969	1	2:10.292 B	37.827	51.626	40.839	259.0	2:10.292	2	2:05.452 B	36.559	48.984	39.909	264.1	4:15.744	3	2:15.996	7:53.004	48.453	34.539	259.0	13:31.740																					
7	1:52.914	27.133	50.476	35.305	238.4	18:17.883	4	1:45.682	23.588	48.048	34.046	260.9	15:17.422	5	1:46.782	23.841	48.272	34.669	262.1	17:04.204	6	1:47.107	23.617	48.308	35.182	262.1	18:51.311																					
8	1:44.087	23.118	47.593	33.376		20:01.970	7	1:52.268 B	23.677	48.422	40.169	262.8	20:43.579	8	9:11.920	7:37.823	49.146	44.951	256.5	29:55.499	9	1:42.813	22.714	46.947	33.152	259.6	31:38.312																					
9	1:43.480	22.912	47.028	33.540	259.0	21:45.450	10	1:42.689	22.524	46.782	33.383	261.5	33:21.001	11	1:43.027	22.668	46.921	33.438	261.5	35:04.028	12	1:43.184	22.820	46.863	33.501	261.5	36:47.212																					
10	1:43.672	22.905	47.256	33.518		23:29.129	13	1:43.746	22.960	47.183	33.603	261.5	38:30.958	14	1:44.489	23.073	47.496	33.920	262.1	40:15.447	15	1:50.030 B	22.925	47.560	39.545	262.1	42:05.477																					
11	1:43.321	22.792	47.235	33.294		25:12.450	16	5:01.067	3:36.043	48.842	36.182	258.4	47:06.544	17	1:44.207	22.535	47.090	34.582	260.9	48:50.751	18	1:42.433	22.604	46.943	32.886	260.2	50:33.184																					
12	2:02.752 B	25.687	50.219	46.846		27:15.202	19	1:54.208 B	22.574	46.906	44.728	260.2	52:27.392	8 Nicolò ROSI CHE																																		
Kessel Racing 488 Challenge EVO																																																
1	2:16.223	37.399	58.760	40.064	152.3	2:16.223	1	3:15.779	1:34.297	1:00.751	40.731	193.9	3:15.779	2	1:49.118	25.128	48.929	35.061	255.9	5:04.897	3	2:06.582	28.052	55.414	43.116	252.9	7:11.479																					
2	1:48.295	25.247	48.270	34.778	260.2	4:04.518	4	1:47.267	24.001	48.608	34.658	255.9	8:58.746	5	1:45.956	23.705	48.210	34.041	257.1	10:44.702	6	1:46.035	23.467	48.203	34.365	256.5	12:30.737																					
3	1:47.223	23.700	48.620	34.903	259.6	5:51.741	7	1:54.254 B	24.125	48.571	41.558	255.9	14:24.991	8	4:16.459	2:52.189	49.942	34.328	256.5	18:41.450	9	1:47.163	24.180	48.545	34.438	255.9	20:28.613																					
4	1:47.231	23.774	48.493	34.964	260.2	7:38.972	10	1:47.066	24.095	48.568	34.403	257.1	22:15.679	11	1:55.613 B	23.669	48.556	43.388	257.1	24:11.292	12	4:33.392	3:03.418	53.397	36.577	233.3	28:44.684																					
5	1:47.220	23.824	48.484	34.912	259.0	9:26.192	13	1:45.177	24.189	47.583	33.405	255.3	30:29.861	14	1:53.661 B	23.409	48.454	41.798	255.9	32:23.522	15	3:24.302	2:01.792	48.441	34.069	254.7	35:47.824																					
6	1:48.281	23.861	48.474	35.946	260.9	11:14.473	16	1:44.251	23.269	47.268	33.714	256.5	37:32.075	17	1:44.053	23.151	47.385	33.517	256.5	39:16.128	18	1:50.370	23.985	52.191	34.194	213.4	41:06.498																					
7	1:46.705	23.488	48.287	34.930	260.9	13:01.178	19	1:52.332	23.106	51.313	37.913	232.8	42:58.830	20	1:45.090	23.180	47.698	34.212	256.5	44:43.920	21	1:47.048	23.684	48.950	34.414	255.9	46:30.968																					
8	1:58.523 B	23.643	48.601	46.279	260.2	14:59.701	22	2:01.474 B	24.115	50.726	46.633	249.4	48:32.442	5 Adrian SUTIL DEU																																		
9	4:54.713	3:28.874	50.707	35.132	251.2	19:54.414	Gohm Motorsport 488 Challenge EVO																																									
10	1:44.712	23.318	47.388	34.006	259.6	21:39.126	1	5:55.348	4:25.100	54.455	35.793	251.7	5:55.348	2	1:47.361	23.574	47.835	35.952	258.4	7:42.709	3	1:44.199	22.953	47.628	33.618		9:26.908																					
11	1:44.354	23.221	47.376	33.757	259.6	23:23.480	4	1:46.260	23.353	48.318	34.589	262.8	11:13.168	5	1:43.316	22.925	47.202	33.189		12:56.484	6	1:43.645	22.985	47.147	33.513	261.5	14:40.129																					
12	1:58.395	23.210	58.198	36.987	259.0	25:21.875	7	1:54.769	24.909	53.888	35.972	212.2	16:34.898	8	1:43.994	23.052	47.365	33.577		18:18.892	9	1:53.675 B	24.129	48.507	41.039	260.2	20:12.567																					
13	1:44.424	23.203	47.316	33.905	259.6	27:06.299	10	5:12.115	3:48.730	48.980	34.405	259.6	25:24.682	11	1:44.436	23.321	47.443	33.672		27:09.118																												
14	1:59.738 B	23.324	49.275	47.139	261.5	29:06.037																																										
15	13:38.607	...	54.423	35.510	192.2	42:44.644																																										
16	1:44.251	23.182	47.407	33.662	255.9	44:28.895																																										
17	1:44.105	22.948	47.363	33.794	258.4	46:13.000																																										
18	2:00.412	23.786	59.761	36.865	153.0	48:13.412																																										
19	1:47.390	23.063	47.570	36.757	258.4	50:00.802																																										
20	1:56.983	23.443	55.963	37.577	192.5	51:57.785																																										
21	1:49.720	23.254	47.505	38.961	259.0	53:47.505																																										
22	1:58.243	27.514	55.259	35.470		55:45.748																																										
23	1:47.738	23.333	49.254	35.151		57:33.486																																										
24	1:47.462	23.340	48.656	35.466		59:20.948																																										
25	1:48.053	23.193	47.897	36.963		1:01:09.001																																										




TROFEO PIRELLI
HOCKENHEIM
Free Practice

Sector Analysis

— Invalidated Lap ■ Personal Best ■ Session Best B Crossing the pit lane

Lap	Time	Sector 1	Sector 2	Sector 3	T.Sp	Elapsed	Lap	Time	Sector 1	Sector 2	Sector 3	T.Sp	Elapsed	
13	Arno DAHLMAYER DEU							1	4:29.551	2:50.762	58.554	40.235	203.4	4:29.551
	Scuderia Niki - Iron Lynx 488 Challenge EVO							2	1:47.384	23.729	49.097	34.558	259.0	6:16.935
	1	2:29.944	46.989	1:00.707	42.248	188.8	3	1:45.174	23.255	47.317	34.602	259.6	8:02.109	
	2	2:07.704	30.374	58.815	38.515	173.9	4	1:45.400	23.782	47.580	34.038	261.5	9:47.509	
	3	2:07.289 B	25.333	55.278	46.678	188.2	5	1:44.914	23.336	48.125	33.453	259.6	11:32.423	
	4	10:26.335	8:49.198	59.371	37.766	169.0	6	1:46.045	23.238	47.511	35.296	261.5	13:18.468	
	5	1:44.192	23.332	47.426	33.434	257.8	7	1:44.418	23.171	47.708	33.539		15:02.886	
	6	1:48.469	23.250	47.611	37.608	258.4	8	1:44.280	23.342	47.389	33.549	261.5	16:47.166	
	7	1:44.786	23.164	47.805	33.817	257.8	9	1:44.755	23.391	47.538	33.826	258.4	18:31.921	
	8	1:53.910	24.781	53.300	35.829	214.7	10	1:53.298	23.675	50.151	39.472	259.6	20:25.219	
	9	1:54.677 B	23.501	48.115	43.061	257.8	11	1:45.364	23.406	47.897	34.061	260.2	22:10.583	
	10	17:37.184	...	54.171	34.808	235.8	12	1:58.812 B	23.575	50.784	44.453	260.9	24:09.395	
	11	1:45.998	23.609	48.315	34.074	255.9	13	4:56.629	3:13.647	1:01.612	41.370	157.0	29:06.024	
	12	1:45.679	23.680	48.034	33.965	259.6	14	1:47.506	23.137	47.402	36.967	259.0	30:53.530	
	13	1:44.838	23.530	47.599	33.709	256.5	15	1:42.483	22.894	46.700	32.889	260.2	32:36.013	
	14	1:46.349	23.240	48.132	34.977	256.5	16	1:55.250	26.865	54.464	33.921	171.2	34:31.263	
	15	1:46.193	23.912	48.270	34.011	255.3	17	1:57.209	22.965	57.190	37.054	164.9	36:28.472	
	16	1:45.734	23.605	48.292	33.837	255.9	18	1:42.433	22.965	46.707	32.761	261.5	38:10.905	
	17	1:45.562	23.453	48.272	33.837		19	2:08.027 B	24.905	56.155	46.967	174.5	40:18.932	
	18	1:45.976	23.666	48.047	34.263		20	10:46.115	9:08.588	59.500	38.027	175.9	51:05.047	
	19	1:46.230	23.905	48.213	34.112		21	1:56.258	26.714	53.898	35.646	235.8	53:01.305	
	20	1:46.877	23.747	48.913	34.217	1:01:33.926	22	2:02.920	22.915	58.769	41.236	262.1	55:04.225	
							23	1:52.351	22.898	53.419	36.034		56:56.576	
							24	1:43.881	22.710	47.582	33.589		58:40.457	
							25	1:42.309	22.823	46.667	32.819		1:00:22.766	
19	Eliseo DONNO ITA													
	CDP - Best Lap 488 Challenge EVO													
	1	2:21.820	50.444	55.149	36.227	186.5								
	2	1:50.085	25.716	49.474	34.895	259.0								
	3	1:51.235	23.896	51.991	35.348	260.2								
	4	1:48.129	24.260	49.061	34.808	259.0								
	5	1:48.511	24.185	49.174	35.152	259.0								
	6	1:49.181	24.143	49.235	35.803	258.4								
	7	1:57.161 B	24.285	49.224	43.652	257.1								
	8	5:10.052	3:42.393	53.126	34.533	233.8								
	9	1:46.522	23.899	48.124	34.499	259.0								
	10	1:44.347	23.252	47.495	33.600	259.0								
	11	1:43.904	23.218	47.222	33.464	258.4								
	12	1:43.716	23.061	47.262	33.393	260.2								
	13	1:43.484	22.890	47.185	33.409	259.6								
	14	1:56.277 B	22.966	47.391	45.920	259.0								
	15	5:17.739	3:50.089	53.673	33.977	172.8								
	16	1:43.468	23.141	46.998	33.329	261.5								
	17	1:43.080	22.942	46.873	33.265									
	18	1:50.373 B	22.957	47.449	39.967	259.0								
	19	5:00.005	3:34.549	50.756	34.700	211.8								
	20	1:47.034	23.790	49.763	33.481	192.2								
	21	1:49.089	22.888	51.195	35.006	258.4								
	22	1:43.564	22.690	47.496	33.378	256.5								
	23	1:42.780	22.608	47.206	32.966	257.1								
	24	1:43.469	22.901	47.317	33.251	257.1								
	25	1:42.977	22.686	47.113	33.178	258.4								
	26	1:49.747 B	23.312	48.013	38.422									
	27	2:28.531	1:07.243	47.886	33.402									
	28	1:43.399	22.989	47.248	33.162	1:01:19.679								
25	Alessandro COZZI ITA													
	Formula Racing 488 Challenge EVO													
	1	4:27.009	3:01.205	49.974	35.830	254.1								
	2	1:47.060	23.536	48.520	35.004	257.1								
	3	1:47.700	23.810	48.403	35.487	256.5								
	4	1:48.155	23.787	49.423	34.945	229.3								
	5	1:59.457 B	23.571	49.180	46.706	257.8								
	6	4:51.044	3:27.348	48.999	34.697	255.3								
	7	1:48.898	25.652	48.669	34.577	255.3								
	8	1:47.914	24.072	48.905	34.937	257.8								
	9	1:47.357	24.018	48.668	34.671	258.4								
	10	1:57.159	24.981	56.539	35.639	220.9								
	11	1:48.482	24.774	48.945	34.763	257.1								
	12	1:48.208	24.362	48.887	34.959	259.6								
	13	2:04.482 B	26.973	51.786	45.723	238.4								
	14	13:27.537	...	50.045	34.426	252.3								
	15	1:45.198	23.589	47.808	33.801	257.1								
	16	1:48.159	23.519	48.011	36.629	258.4								
	17	1:56.129 B	23.560	47.829	44.740	257.8								
	18	3:43.373	2:20.901	48.308	34.164	255.3								
	19	1:46.424	23.801	48.628	33.995	255.9								
	20	1:45.294	23.475	47.919	33.900									
	21	1:45.632	23.788	47.975	33.869									
	22	1:46.365	23.772	48.187	34.406									
	23	1:46.466	23.876	48.494	34.096								1:01:13.502	
26	John WARTIQUE BEL													
	FML - D2P 488 Challenge EVO													
	1	4:45.064	3:14.995	50.674	39.395	240.5								
	2	1:53.572 B	23.009	48.021	42.542								6:38.636	
	3	4:30.269	3:07.189	49.344	33.736	257.1							11:08.905	
20	Conrad LAURSEN DNK													
	Formula Racing 488 Challenge EVO													



TROFEO PIRELLI HOCKENHEIM Free Practice

Sector Analysis

Invalidated Lap Personal Best Session Best Crossing the pit lane


Table with 14 columns: Lap, Time, Sector 1, Sector 2, Sector 3, T.Spd, Elapsed. Contains data for drivers 4 through 23.

Driver profile for Marco PULCINI (ITA) at Al Tayer Motors. Includes a table with 7 columns: Lap, Time, Sector 1, Sector 2, Sector 3, T.Spd, Elapsed.

Driver profile for Andrew GILBERT (GBR) at Kessel Racing. Includes a table with 7 columns: Lap, Time, Sector 1, Sector 2, Sector 3, T.Spd, Elapsed.

Driver profile for Luka NURMI (FIN) at Formula Racing. Includes a table with 7 columns: Lap, Time, Sector 1, Sector 2, Sector 3, T.Spd, Elapsed.

Driver profile for Germano SALERNITANO (ITA) at Gohm Motorsport. Includes a table with 7 columns: Lap, Time, Sector 1, Sector 2, Sector 3, T.Spd, Elapsed.



TROFEO PIRELLI
HOCKENHEIM
Free Practice

Sector Analysis

— Invalidated Lap ■ Personal Best ■ Session Best B Crossing the pit lane

Lap	Time	Sector 1	Sector 2	Sector 3	T.Spd	Elapsed	Lap	Time	Sector 1	Sector 2	Sector 3	T.Spd	Elapsed
14	1:57.371	27.033	52.617	37.721	242.7	54:52.859							
15	1:55.782	25.753	52.048	37.981		56:48.641							
16	2:17.758B	26.778	59.995	50.985	221.3	59:06.399							

83 Doriane PIN		FRA										
Scuderia Niki - Iron Lynx		488 Challenge EVO										
1	2:58.875	1:27.003	54.569	37.303	189.1	2:58.875						
2	1:52.130	24.979	51.293	35.858	198.5	4:51.005						
3	1:48.300	24.065	49.555	34.680	213.4	6:39.305						
4	2:01.865B	25.736	53.697	42.432	194.2	8:41.170						
5	3:38.395	2:14.303	48.484	35.608	262.1	12:19.565						
6	1:46.002	23.530	48.106	34.366	262.8	14:05.567						
7	1:44.676	23.351	47.915	33.410		15:50.243						
8	1:45.395	23.475	48.260	33.660	263.4	17:35.638						
9	1:45.577	23.606	48.054	33.917	262.8	19:21.215						
10	1:52.769B	23.468	48.396	40.905	263.4	21:13.984						
11	6:19.210	4:56.914	48.391	33.905	260.2	27:33.194						
12	1:45.706	23.615	48.269	33.822	262.8	29:18.900						
13	1:53.081B	23.937	48.275	40.869	260.9	31:11.981						
14	7:18.445	5:50.850	51.769	35.826	231.3	38:30.426						
15	1:54.692	25.768	50.831	38.093	234.3	40:25.118						
16	1:42.180	22.989	46.586	32.605	263.4	42:07.298						
17	1:43.253	22.615	46.573	34.065	264.1	43:50.551						
18	1:43.188	23.286	46.962	32.940	260.9	45:33.739						
19	1:42.383	22.980	46.752	32.651	262.1	47:16.122						
20	1:48.677B	22.972	47.022	38.683	262.8	49:04.799						
21	4:28.062	3:07.665	47.308	33.089	260.9	53:32.861						
22	1:42.941	22.982	47.084	32.875	262.1	55:15.802						
23	1:44.346	22.875	47.184	34.287		57:00.148						
24	1:44.015	23.084	47.891	33.040		58:44.163						
25	1:52.084B	23.205	47.656	41.223		1:00:36.247						

85 Hanno LASKOWSKI		DEU										
Riller & Schnauk		488 Challenge EVO										
1	13:55.366	...	1:02.037	40.219	172.5	13:55.366						
2	1:52.943	25.597	50.951	36.395		15:48.309						
3	1:52.108	26.132	50.315	35.661	254.7	17:40.417						
4	1:49.027	24.573	49.099	35.355	262.1	19:29.444						
5	2:00.133	24.164	49.065	46.904	260.2	21:29.577						
6	1:55.900B	24.631	49.607	41.662	261.5	23:25.477						
7	4:25.355	2:56.904	52.428	36.023	242.2	27:50.832						
8	1:47.858	24.329	48.977	34.552	260.9	29:38.690						
9	1:46.036	23.666	48.356	34.014	261.5	31:24.726						
10	1:45.958	23.585	48.007	34.366	260.9	33:10.684						
11	1:45.303	23.421	47.900	33.982	261.5	34:55.987						
12	1:45.157	23.530	47.914	33.713	260.9	36:41.144						
13	1:52.817B	23.351	48.158	41.308	263.4	38:33.961						
14	3:28.975	2:06.603	48.264	34.108	260.9	42:02.936						
15	1:47.231	23.395	48.025	35.811	260.2	43:50.167						
16	1:46.232	24.066	48.279	33.887	262.1	45:36.399						
17	1:45.361	23.336	48.151	33.874	262.1	47:21.760						
18	1:45.499	23.614	47.962	33.923	260.9	49:07.259						
19	1:47.508	23.724	47.938	35.846	261.5	50:54.767						
20	1:45.483	23.641	47.776	34.066	261.5	52:40.250						
21	1:58.565B	24.889	51.959	41.717	198.9	54:38.815						