




FERRARI CHALLENGE



RICHARD MILLE



TROFEO PIRELLI HOCKENHEIM Test

Sector Analysis


Invalidated Lap

Personal Best

Session Best

Crossing the pit lane

Table with 20 columns (Lap, Time, Sector 1, Sector 2, Sector 3, T.Sp, Elapsed) and 4 rows of driver data (Ange BARDE, Adrian SUTIL, Max MUGELLI, Thomas NEUBAUER, Nicolò ROSI). Includes personal best and session best markers.



TROFEO PIRELLI HOCKENHEIM Test

Sector Analysis

Table with 14 columns: Lap, Time, Sector 1, Sector 2, Sector 3, T.Spd, Elapsed. It shows performance data for multiple laps, with some cells highlighted in green for personal bests and purple for session bests.

13 Arno DAHLMAYER DEU Scuderia Niki - Iron Lynx 488 Challenge EVO

Table with 7 columns: Lap, Time, Sector 1, Sector 2, Sector 3, T.Spd, Elapsed. Performance data for Arno Dahlmeyer across 23 laps.

19 Eliseo DONNO ITA CDP - Best Lap 488 Challenge EVO

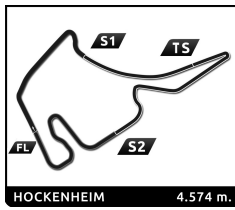
Table with 7 columns: Lap, Time, Sector 1, Sector 2, Sector 3, T.Spd, Elapsed. Performance data for Eliseo Donno across 14 laps.

20 Conrad LAURSEN DNK Formula Racing 488 Challenge EVO

Table with 7 columns: Lap, Time, Sector 1, Sector 2, Sector 3, T.Spd, Elapsed. Performance data for Conrad Laursen across 25 laps.

25 Alessandro COZZI ITA Formula Racing 488 Challenge EVO

Table with 7 columns: Lap, Time, Sector 1, Sector 2, Sector 3, T.Spd, Elapsed. Performance data for Alessandro Cozzi across 11 laps.



TROFEO PIRELLI HOCKENHEIM Test

Sector Analysis


Table with columns: Lap, Time, Sector 1, Sector 2, Sector 3, T.Sp, Elapsed. Includes driver profiles for John WARTIQUE, Andrew GILBERT, and Marco PULCINI with their respective lap times and sector data.



FERRARI
CHALLENGE

TROFEO
PIRELLI

RICHARD MILLE



TROFEO PIRELLI
HOCKENHEIM
Test

Sector Analysis


Invalidated Lap

Personal Best

Session Best

B Crossing the pit lane

Lap	Time	Sector 1	Sector 2	Sector 3	T.Sp	Elapsed	Lap	Time	Sector 1	Sector 2	Sector 3	T.Sp	Elapsed
13	1:43.544	23.064	47.232	33.248	262.8	36:26.763	22	1:43.560	23.203	47.105	33.252	266.7	1:11:20.087
14	1:42.763	22.739	46.919	33.105	266.0	38:09.526	85 Hanno LASKOWSKI DEU						
15	1:42.793	22.627	46.870	33.296	262.8	39:52.319	Riller & Schnauk 488 Challenge EVO						
16	2:00.151 B	22.723	50.949	46.479	240.5	41:52.470	1	19:02.530	...	59.563	40.550	174.8	19:02.530
17	5:33.806	4:00.483	59.356	33.967	174.2	47:26.276	2	1:53.903	26.543	50.923	36.437	252.9	20:56.433
18	1:51.282	23.084	48.388	39.810	262.8	49:17.558	3	1:50.082	24.043	50.556	35.483	259.0	22:46.515
19	1:43.850	22.970	47.276	33.604	264.1	51:01.408	4	1:49.366	24.524	49.716	35.126	260.2	24:35.881
20	2:00.066	22.964	47.772	49.330	266.7	53:01.474	5	1:47.844	23.811	49.273	34.760	259.6	26:23.725
21	1:43.541	22.969	47.185	33.387	263.4	54:45.015	6	1:47.533	23.915	48.753	34.865	262.1	28:11.258
22	2:02.626 B	23.394	53.317	45.915	202.6	56:47.641	7	2:15.823 B	35.607	52.828	47.388	225.0	30:27.081
23	7:30.851	6:03.844	51.544	35.463	226.9	1:04:18.492	8	6:17.299	4:42.754	56.316	38.229	210.1	36:44.380
24	1:43.782	23.399	47.044	33.339	264.7	1:06:02.274	9	1:47.873	24.534	48.991	34.348	262.1	38:32.253
25	1:49.729	22.637	51.435	35.657	265.4	1:07:52.003	10	1:45.912	23.874	47.878	34.160	263.4	40:18.165
26	1:42.092	22.490	46.512	33.090	264.1	1:09:34.095	11	1:46.051	23.557	48.557	33.937	263.4	42:04.216
27	1:42.155	22.583	46.693	32.879	264.7	1:11:16.250	12	1:58.119 B	23.689	48.398	46.032	264.1	44:02.335
71 Germano SALERNITANO ITA							207 Mohamed AL QAMZI ITA						
Gohm Motorsport 488 Challenge EVO							Kessel Racing 488 Challenge EVO						
1	5:29.968	3:57.032	56.891	36.045	204.2	5:29.968	1	11:57.750	...	51.995	36.317	255.3	11:57.750
2	1:47.655	24.184	49.648	33.823	247.1	7:17.623	2	1:49.129	24.124	49.252	35.753	255.9	13:46.879
3	1:44.548	23.212	47.380	33.956	257.8	9:02.171	3	1:48.798	24.389	48.903	35.506	255.9	15:35.677
4	2:01.286 B	23.597	52.517	45.172	197.1	11:03.457	4	1:48.631	24.065	48.921	35.645	257.8	17:24.308
5	6:37.592	5:15.725	48.657	33.210	253.5	17:41.049	5	1:48.555	23.969	49.111	35.475	257.1	19:12.863
6	1:44.321	23.228	47.682	33.411	255.3	19:25.370	6	1:49.366	24.090	49.358	35.918	257.8	21:02.229
7	1:58.007 B	23.303	48.648	46.056	255.3	21:23.377	7	1:48.988	24.141	49.095	35.752	256.5	22:51.217
8	17:25.478	...	54.701	39.339	235.3	38:48.855	8	2:14.930 B	27.538	56.828	50.564	184.6	25:06.147
9	2:01.221	27.582	54.564	39.075	225.5	40:50.076	9	27:15.567	...	52.083	36.148	254.7	52:21.714
10	1:59.229	27.068	53.550	38.611	215.6	42:49.305	10	1:46.749	23.700	48.306	34.743	257.8	54:08.463
11	1:58.355	26.201	53.522	38.632	241.6	44:47.660	11	1:46.639	23.694	48.338	34.607	257.8	55:55.102
12	2:00.478	26.315	55.108	39.055	227.4	46:48.138	12	1:47.118	23.548	48.472	35.098	258.4	57:42.220
13	1:59.472	26.980	53.640	38.852	238.4	48:47.610	13	2:17.979 B	24.070	52.136	1:01.773	256.5	1:00:00.199
14	2:02.891	26.861	55.385	40.645	204.9	50:50.501	236 Anco VAN DER KOLK ITA						
15	2:16.618 B	26.421	53.307	56.890	239.5	53:07.119	Scuderia Praha 488 Challenge EVO						
83 Doriane PIN FRA							1	7:49.323	5:59.372	1:04.830	45.121	197.1	7:49.323
Scuderia Niki - Iron Lynx 488 Challenge EVO							2	2:09.523	29.466	58.651	41.406	234.3	9:58.846
1	3:03.922	1:21.187	1:03.749	38.986	143.4	3:03.922	3	2:03.154	26.325	57.976	38.853	223.6	12:02.000
2	2:00.723	27.837	55.977	36.909	165.1	5:04.645	4	1:53.439	25.349	50.412	37.678	257.1	13:55.439
3	1:55.297	25.677	54.017	35.603	213.0	6:59.942	5	1:55.467	26.039	51.082	38.346	254.7	15:50.906
4	1:57.943 B	24.641	50.897	42.405	246.0	8:57.885	6	2:07.702	27.112	1:00.891	39.699	235.8	17:58.608
5	13:08.639	...	56.686	36.871	185.2	22:06.524	7	2:04.404 B	25.826	50.817	47.761	255.3	20:03.012
6	1:53.330	25.764	52.049	35.517	211.8	23:59.854	8	7:09.457	5:44.191	50.085	35.181	252.3	27:12.469
7	1:48.091	24.175	49.299	34.617	225.9	25:47.945	9	1:46.157	23.735	48.384	34.038	256.5	28:58.626
8	2:12.406 B	25.576	1:01.676	45.154	176.8	28:00.351	10	1:45.839	23.530	48.335	33.974	257.1	30:44.465
9	14:21.544	...	49.746	34.096	235.8	42:21.895							
10	1:46.018	24.042	48.110	33.866	263.4	44:07.913							
11	1:53.442 B	23.451	47.970	42.021	264.7	46:01.355							
12	4:09.302	2:44.557	50.317	34.428	235.8	50:10.657							
13	1:44.627	23.426	47.542	33.659	264.7	51:55.284							
14	1:41.902	22.416	46.776	32.710	264.7	53:37.186							
15	1:43.141	23.058	46.965	33.118	265.4	55:20.327							
16	1:43.237	22.728	47.510	32.999	262.1	57:03.564							
17	1:49.085 B	22.960	46.794	39.331	264.1	58:52.649							
18	5:33.740	4:03.939	55.781	34.020	168.0	1:04:26.389							
19	1:43.722	23.132	47.307	33.283	267.3	1:06:10.111							
20	1:43.200	22.869	47.129	33.202	266.7	1:07:53.311							
21	1:43.216	22.852	47.102	33.262	266.0	1:09:36.527							



TROFEO PIRELLI
HOCKENHEIM
Test

Sector Analysis

Lap	Time	Sector 1	Sector 2	Sector 3	T.Spd	Elapsed	Lap	Time	Sector 1	Sector 2	Sector 3	T.Spd	Elapsed
11	2:00.370B	24.494	49.283	46.593	257.8	32:44.835	22	1:55.102	25.214	50.806	39.082	255.3	57:05.624
12	8:24.487	6:42.311	1:01.367	40.809	233.3	41:09.322	23	1:59.652	25.076	55.141	39.435	254.1	59:05.276
13	2:02.757	27.784	57.378	37.595	241.1	43:12.079	24	1:53.173	25.035	51.165	36.973	253.5	1:00:58.449
14	1:49.190	24.236	48.989	35.965	259.6	45:01.269	25	1:55.091	26.049	51.569	37.473	256.5	1:02:53.540
15	1:50.610	24.215	50.132	36.263	257.1	46:51.879	26	2:17.303B	25.751	57.836	53.716	251.7	1:05:10.843
16	1:58.441	24.837	54.343	39.261	234.3	48:50.320	27	5:09.072	3:40.431	51.712	36.929	252.9	1:10:19.915
17	1:49.580	24.762	49.939	34.872	249.4	50:39.900							
18	1:48.489	24.083	49.318	35.088	257.8	52:28.389							
19	2:09.488B	26.940	54.855	47.693	229.8	54:37.877							
20	5:38.410	4:02.230	58.155	38.025	225.0	1:00:16.287							
21	1:49.030	24.488	48.924	35.618	257.1	1:02:05.317							
22	1:48.710	24.108	49.174	35.428	260.2	1:03:54.027							
23	1:55.786	24.299	49.311	42.176	260.9	1:05:49.813							
24	2:08.666B	26.986	55.136	46.544	237.4	1:07:58.479							

289 Nigel SCHOONDERWORED NLD
Scuderia Niki - Iron Lynx 488 Challenge EVO

1	15:21.863	...	53.780	36.058	240.0	15:21.863
2	1:52.536	25.984	50.210	36.342	260.9	17:14.399
3	1:50.173	23.576	52.107	34.490	200.4	19:04.572
4	1:46.030	23.851	48.163	34.016	262.1	20:50.602
5	1:56.916B	23.677	49.746	43.493	264.1	22:47.518
6	7:06.355	5:30.580	56.901	38.874	213.0	29:53.873
7	1:59.549	25.183	57.413	36.953	157.2	31:53.422
8	1:43.703	22.822	47.208	33.673	262.1	33:37.125
9	1:43.517	23.142	47.255	33.120	262.8	35:20.642
10	1:43.421	22.990	47.323	33.108	261.5	37:04.063
11	1:54.465B	22.864	47.477	44.124	262.8	38:58.528
12	19:23.745	...	58.447	37.029	213.0	58:22.273
13	2:10.431B	24.549	59.353	46.529	204.9	1:00:32.704
14	7:01.712	5:36.059	51.948	33.705	238.9	1:07:34.416
15	1:43.899	23.142	47.337	33.420	262.8	1:09:18.315
16	1:43.955	22.993	47.587	33.375	264.1	1:11:02.270

298 Mark SCHOFFLING
SF Côte d'Azur Cannes 488 Challenge EVO

1	3:32.556	2:00.468	53.339	38.749	241.1	3:32.556
2	1:45.750	23.998	48.489	33.263	255.3	5:18.306
3	1:45.237	23.883	47.798	33.556	258.4	7:03.543
4	2:01.512B	23.755	52.951	44.806	225.9	9:05.055
5	6:51.670	5:23.287	51.528	36.855	247.1	15:56.725
6	1:56.482	24.462	55.040	36.987	252.9	17:53.214
7	1:52.540	25.060	50.779	36.701	253.5	19:45.754
8	1:52.356	24.707	50.497	37.152	254.1	21:38.110
9	2:03.115B	26.515	51.704	44.896	250.6	23:41.225
10	3:41.633	2:12.161	51.814	37.658	246.6	27:22.858
11	1:56.035	26.191	52.212	37.632	254.1	29:18.893
12	1:53.387	25.501	50.555	37.331	253.5	31:12.280
13	2:05.472B	24.982	53.212	47.278	254.1	33:17.752
14	7:21.736	5:44.547	54.850	42.339	246.0	40:39.488
15	2:01.371	27.529	52.646	41.196	249.4	42:40.859
16	2:03.103	26.232	54.226	42.645	250.6	44:43.962
17	2:13.844	26.417	1:07.474	39.953	248.3	46:57.806
18	2:05.366	26.367	56.230	42.769	251.2	49:03.172
19	2:10.145	25.759	57.856	46.530	253.5	51:13.317
20	2:01.972	30.016	53.036	38.920	251.2	53:15.289
21	1:55.233	25.861	51.257	38.115	253.5	55:10.522