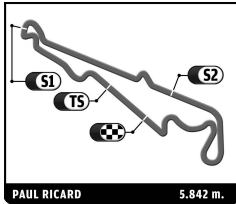


COPPA SHELL
LE CASTELLET
Race 1

Sector Analysis

_ Invalidated Lap							■ Personal Best		■ Session Best		■ Crossing the pit lane		
Lap	Time	Sector 1	Sector 2	Sector 3	T.Sp	Elapsed	Lap	Time	Sector 1	Sector 2	Sector 3	T.Sp	Elapsed
100	Roman ZIEMIAN POL												
	FML - D2P 488 Challenge EVO												
1	2:32.715	37.313	38.240	1:17.162		2:32.715	7	2:11.033	35.877	38.941	56.215	252.9	19:26.335
2	4:15.781	1:06.345	1:28.061	1:41.375	97.2	6:48.496	8	2:10.630	35.729	38.949	55.952	251.2	21:36.965
3	3:37.706	1:04.200	1:12.330	1:21.176	102.5	10:26.202	9	2:10.725	35.815	38.914	55.996	254.1	23:47.690
4	2:09.249	35.372	38.331	55.546	252.9	12:35.451	10	2:10.656	35.843	39.090	55.723	252.9	25:58.346
5	2:08.558	35.087	38.315	55.156	254.7	14:44.009	11	2:12.255	36.402	39.437	56.416	254.7	28:10.601
6	2:08.831	35.123	38.474	55.234	255.9	16:52.840	12	2:11.634	36.141	38.854	56.639	253.5	30:22.235
7	2:09.489	36.346	38.270	54.873	177.9	19:02.329	13	2:10.700	35.820	38.866	56.014	251.7	32:32.935
8	2:07.876	34.922	38.106	54.848	255.3	21:10.205							
9	2:08.882	35.149	38.270	55.463	255.3	23:19.087							
10	2:08.174	35.045	38.168	54.961	255.9	25:27.261							
11	2:07.877	34.781	38.211	54.885	255.9	27:35.138							
12	2:08.063	34.811	38.205	55.047	255.9	29:43.201							
13	2:08.265	34.779	38.247	55.239	257.1	31:51.466							
101	Paolo SCUDIARI ITA												
	Sa.Mo.Car 488 Challenge EVO												
1	2:48.867	48.096	42.706	1:18.065		2:48.867	7	2:33.679	38.889	38.877	1:15.913		2:33.679
2	4:27.205	1:13.017	1:24.703	1:49.485	141.2	7:16.072	8	4:17.409	1:06.749	1:28.733	1:41.927	98.5	6:51.088
3	3:23.443	55.568	1:11.445	1:16.430	191.5	10:39.515	9	3:36.450	1:03.204	1:14.492	1:18.754	108.5	10:27.538
4	2:14.450	37.391	40.550	56.509	246.0	12:53.965	10	2:09.509	35.890	38.431	55.188	250.0	12:37.047
5	2:12.720	36.670	39.628	56.422	246.0	15:06.685	11	2:12.471	36.690	40.705	55.076	249.4	14:49.518
6	2:12.618	36.311	39.520	56.787	247.1	17:19.303	12	2:10.220	35.317	38.408	56.495	251.7	16:59.738
7	2:12.596	36.473	39.781	56.342	247.1	19:31.899	13	2:08.721	35.454	37.927	55.340	250.6	19:08.459
8	2:12.647	36.303	39.648	56.696	247.7	21:44.546	1	2:09.402	36.081	38.221	55.100	250.6	21:17.861
9	2:12.336	35.891	39.412	57.033	248.3	23:56.882	2	2:08.543	35.376	38.241	54.926	251.2	23:26.404
10	2:13.544	36.557	39.855	57.132	245.5	26:10.426	3	2:08.784	35.416	38.488	54.880	251.7	25:35.188
11	2:13.289	36.348	40.039	56.902	247.1	28:23.715	4	2:08.200	35.282	37.980	54.938	251.2	27:43.388
12	2:13.084	36.508	39.785	56.791	247.7	30:36.799	5	2:08.259	35.099	37.982	55.178	251.2	29:51.647
13	2:13.560	36.552	40.475	56.533	244.9	32:50.359	6	2:08.394	35.387	38.259	54.748	251.7	32:00.041
103	Franz ENGSTLER DEU												
	Scuderia GT 488 Challenge EVO												
1	2:32.373	37.769	38.309	1:16.295		2:32.373	7	2:41.823	43.291	40.380	1:18.152		2:41.823
2	4:17.680	1:05.716	1:30.049	1:41.915	97.5	6:50.053	8	4:24.159	1:10.103	1:26.296	1:47.760	116.1	7:05.982
3	3:36.951	1:03.298	1:13.722	1:19.931	117.6	10:27.004	9	3:27.163	56.963	1:13.303	1:16.897	151.9	10:33.145
4	2:08.697	35.203	38.307	55.187	249.4	12:35.701	10	2:12.666	36.892	39.753	56.021	250.6	12:45.811
5	2:08.832	35.338	38.386	55.108	250.6	14:44.533	11	2:11.073	36.191	39.152	55.730	251.2	14:56.884
6	2:08.788	35.328	38.377	55.083	251.7	16:53.321	12	2:10.525	36.078	38.888	55.559	252.3	17:07.409
7	2:09.532	36.425	38.159	54.948	183.7	19:02.853	13	2:10.060	35.808	38.825	55.427	251.7	19:17.469
8	2:08.260	35.129	38.315	54.816	250.6	21:11.113	1	2:11.013	35.876	39.437	55.700	251.7	21:28.482
9	2:08.723	35.061	38.267	55.395	250.0	23:19.836	2	2:09.690	35.759	38.952	54.979	251.2	23:38.172
10	2:07.986	35.241	38.017	54.728	248.3	25:27.822	3	2:10.785	35.692	39.399	55.694	252.3	25:48.957
11	2:07.799	35.018	38.163	54.618	251.7	27:35.621	4	2:10.470	35.823	38.960	55.687	251.7	27:59.427
12	2:08.048	34.963	38.246	54.839	251.7	29:43.669	5	2:11.608	36.824	39.189	55.595	253.5	30:11.035
13	2:08.055	35.032	38.221	54.802	251.7	31:51.724	6	2:11.744	36.020	39.352	56.372	251.2	32:22.779
104	Andreas KÖNIG AUT												
	Scuderia GT 488 Challenge EVO												
1	2:47.210	47.608	41.937	1:17.665		2:47.210	7	2:39.242	41.973	39.382	1:17.887		2:39.242
2	4:27.295	1:13.397	1:24.257	1:49.641	145.6	7:14.505	8	4:17.789	1:08.854	1:27.444	1:41.491	100.9	6:57.031
3	3:24.420	56.115	1:11.318	1:16.987	204.5	10:38.925	9	3:34.172	1:03.347	1:13.437	1:17.388	100.3	10:31.203
4	2:13.645	37.350	39.524	56.771	248.8	12:52.570	10	2:11.752	36.459	39.656	55.637	252.3	12:42.955
5	2:12.057	36.541	39.176	56.340	250.6	15:04.627	11	2:10.858	35.739	38.997	56.122	252.9	14:53.813
6	2:10.675	35.669	39.226	55.780	252.9	17:15.302	12	2:10.446	35.848	39.052	55.546	252.3	17:04.259
							13	2:10.104	35.765	38.653	55.686	253.5	19:14.363
							1	2:09.871	35.607	39.186	55.078	252.3	21:24.234
							2	2:10.031	35.816	39.065	55.150	253.5	23:34.265
							3	2:10.027	35.331	39.281	55.415	252.9	25:44.292
							4	2:10.970	35.607	38.856	56.507	255.3	27:55.262
							5	2:09.098	35.279	38.718	55.101	251.7	30:04.360
							6	2:10.418	35.443	39.459	55.516	252.9	32:14.778



COPPA SHELL LE CASTELLET Race 1

Sector Analysis

— Invalidated Lap ■ Personal Best ■ Session Best B Crossing the pit lane

Lap	Time	Sector 1	Sector 2	Sector 3	T.Sp	Elapsed
119	Louis PERUSQUIA					MEX
Rossocorsa 488 Challenge EVO						
1	2:56.093	49.673	48.419	1:18.001		2:56.093
2	4:31.097	1:18.489	1:19.436	1:53.172	148.4	7:27.190
3	3:17.986	54.445	1:07.636	1:15.905	141.5	10:45.176
4	2:21.670	38.960	41.824	1:00.886	235.3	13:06.846
5	2:21.143	37.895	41.927	1:01.321	246.0	15:27.989
6	2:22.600	38.107	42.457	1:02.036	247.7	17:50.589
7	2:23.695	39.385	42.264	1:02.046	225.0	20:14.284
8	2:25.273	38.676	42.465	1:04.132	244.3	22:39.557
9	2:25.218	39.055	43.294	1:02.869	244.9	25:04.775
10	2:22.663	38.313	42.160	1:02.190	246.6	27:27.438
11	2:29.237	40.050	45.181	1:04.006	237.4	29:56.675
12	2:28.787	39.274	45.233	1:04.280	241.6	32:25.462

Lap	Time	Sector 1	Sector 2	Sector 3	T.Sp	Elapsed
120	Guy FAWÉ					BEL
Scuderia FMA 488 Challenge EVO						
1	2:50.955	48.963	44.474	1:17.518		2:50.955
2	4:30.257	1:15.743	1:22.530	1:51.984	158.1	7:21.212
3	3:20.745	53.372	1:11.245	1:16.128	176.8	10:41.957
4	2:18.269	37.436	40.829	1:00.004	250.6	13:00.226
5	2:15.567	37.572	40.220	57.775	251.7	15:15.793
6	2:13.523	36.852	39.857	56.814	252.9	17:29.316
7	2:12.388	36.231	39.277	56.880	254.1	19:41.704
8	2:12.879	36.588	39.698	56.593	252.9	21:54.583
9	2:12.624	36.488	39.392	56.744	256.5	24:07.207
10	2:11.087	35.753	39.249	56.085	253.5	26:18.294
11	2:11.891	35.794	39.836	56.261	254.7	28:30.185
12	2:12.785	36.327	40.139	56.319	254.7	30:42.970
13	2:12.674	36.222	39.718	56.734	256.5	32:55.644

Lap	Time	Sector 1	Sector 2	Sector 3	T.Sp	Elapsed
121	Peter CHRISTENSEN					DNK
Formula Racing 488 Challenge EVO						
1	2:42.652	43.654	40.124	1:18.874		2:42.652
2	4:24.479	1:10.567	1:25.661	1:48.251	118.3	7:07.131
3	3:26.347	56.832	1:12.889	1:16.626	154.1	10:33.478
4	2:13.283	37.176	39.362	56.745	253.5	12:46.761
5	2:12.044	36.137	38.960	56.947	253.5	14:58.805
6	2:10.336	35.734	38.858	55.744	253.5	17:09.141
7	2:10.545	35.877	39.116	55.552	252.9	19:19.686
8	2:10.650	36.142	38.796	55.712	253.5	21:30.336
9	2:12.647	35.886	39.543	57.218	253.5	23:42.983
10	2:10.242	35.757	38.797	55.688	251.7	25:53.225
11	2:09.493	35.497	38.773	55.223	255.3	28:02.718
12	2:10.595	35.711	38.897	55.987	255.3	30:13.313
13	2:10.102	35.757	38.624	55.721	254.1	32:23.415

Lap	Time	Sector 1	Sector 2	Sector 3	T.Sp	Elapsed
126	Joakim OLANDER					SWE
Scuderia Autoropa 488 Challenge EVO						
1	2:36.878	40.574	38.959	1:17.345		2:36.878
2	4:17.285	1:07.191	1:28.159	1:41.935	102.0	6:54.163
3	3:35.653	1:03.767	1:13.340	1:18.546	110.9	10:29.816
4	2:11.319	36.159	39.251	55.909	250.0	12:41.135
5	2:11.122	35.761	39.212	56.149	250.6	14:52.257
6	2:10.394	35.958	38.845	55.591	250.6	17:02.651
7	2:09.801	35.817	38.538	55.446	250.0	19:12.452

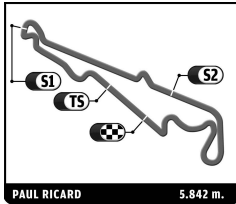
Lap	Time	Sector 1	Sector 2	Sector 3	T.Sp	Elapsed
8	2:09.349	35.463	38.662	55.224	250.0	21:21.801
9	2:10.307	35.896	38.837	55.574	250.6	23:32.108
10	2:09.630	35.329	38.674	55.627	250.0	25:41.738
11	2:11.313	35.851	39.357	56.105	252.3	27:53.051
12	2:10.091	35.725	38.662	55.704	250.0	30:03.142
13	2:11.311	35.964	39.509	55.838	250.6	32:14.453

Lap	Time	Sector 1	Sector 2	Sector 3	T.Sp	Elapsed
127	Tommy LINDROTH					SWE
Baron Motorsport 488 Challenge EVO						
1	2:53.968	48.200	49.534	1:16.234		2:53.968
2	4:32.332	1:18.806	1:19.906	1:53.620	155.2	7:26.300
3	3:18.186	52.549	1:09.128	1:16.509	156.7	10:44.486
4	2:17.482	38.614	41.196	57.672	245.5	13:01.968
5	2:17.727	37.639	41.633	58.455	248.3	15:19.695
6	2:13.025	36.984	39.791	56.250	248.8	17:32.720
7	2:11.066	36.027	39.287	55.752	246.6	19:43.786

Lap	Time	Sector 1	Sector 2	Sector 3	T.Sp	Elapsed
130	Lisa CLARK					USA
Ferrari of Beverly Hills 488 Challenge EVO						
1	2:49.488	49.035	42.284	1:18.169		2:49.488
2	4:27.703	1:13.420	1:24.571	1:49.712	149.8	7:17.191
3	3:23.011	55.313	1:11.286	1:16.412	177.9	10:40.202
4	2:18.860	38.259	41.409	59.192	248.8	12:59.062
5	2:20.342	37.808	41.984	1:00.550	249.4	15:19.404
6	2:17.734	38.047	41.341	58.346	250.6	17:37.138
7	2:17.402	37.065	41.621	58.716	250.6	19:54.540
8	2:17.503	37.378	40.885	59.240	251.2	22:12.043
9	2:19.440	37.331	41.116	1:00.993	250.6	24:31.483
10	2:17.683	38.400	40.884	58.399	248.8	26:49.166
11	2:17.016	36.765	41.174	59.077	250.0	29:06.182
12	2:19.206	38.195	41.121	59.890	248.8	31:25.388
13	2:16.237	37.195	40.615	58.427	250.6	33:41.625

Lap	Time	Sector 1	Sector 2	Sector 3	T.Sp	Elapsed
136	Alexander NUSSBAUMER					AUT
Gohm Motorsport - Herter Racing 488 Challenge EVO						
1	2:37.687	40.947	39.022	1:17.718		2:37.687
2	4:17.383	1:07.457	1:28.041	1:41.885	99.9	6:55.070
3	3:35.252	1:03.739	1:13.748	1:17.765	112.9	10:30.322
4	2:11.563	36.172	39.271	56.120	251.2	12:41.885
5	2:11.116	35.785	39.156	56.175	251.2	14:53.001
6	2:10.417	35.838	39.064	55.515	251.2	17:03.418
7	2:10.158	35.613	38.762	55.783	250.6	19:13.576
8	2:09.433	35.396	38.634	55.403	250.6	21:23.009
9	2:10.491	35.568	38.996	55.927	250.6	23:33.500
10	2:10.443	35.777	39.435	55.231	250.6	25:43.943
11	2:11.922	35.418	39.351	57.153	250.6	27:55.865
12	2:09.742	35.642	38.416	55.684	251.7	30:05.607
13	2:10.455	35.609	39.380	55.466	250.6	32:16.062

Lap	Time	Sector 1	Sector 2	Sector 3	T.Sp	Elapsed
139	ALEX FOX					FRA
Team Zénith 488 Challenge EVO						
1	2:44.655	45.759	41.041	1:17.855		2:44.655
2	4:26.230	1:11.126	1:26.001	1:49.103	127.1	7:10.885
3	3:24.246	56.793	1:11.296	1:16.157	166.4	10:35.131
4	2:12.355	36.464	39.473	56.418	249.4	12:47.486
5	2:12.058	36.566	39.369	56.123	248.3	14:59.544
6	2:10.344	35.694	39.116	55.534	248.8	17:09.888



COPPA SHELL LE CASTELLET Race 1

Sector Analysis

Invalidated Lap

Personal Best

Session Best

Crossing the pit lane

Table with 13 columns: Lap, Time, Sector 1, Sector 2, Sector 3, T.Sp, Elapsed. Row 11 shows 2:10.079 for Sector 1.

Driver profile for Pino FRASCARO (ITA) with 13 lap times and sector data.

Driver profile for Werner GENTER (DEU) with 13 lap times and sector data.

Driver profile for Matthias MOSER (DEU) with 13 lap times and sector data.

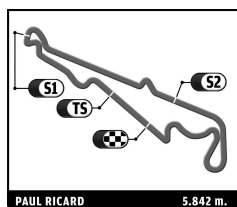
Driver profile for Johnny LAURSEN (DNK) with 13 lap times and sector data.

Driver profile for Renè MATERA (CZE) with 13 lap times and sector data.

Driver profile for Mark BAILEY (GBR) with 1 lap time and sector data.

Driver profile for Giuseppe RAMELLI (ITA) with 13 lap times and sector data.

Driver profile for Corinna GOSTNER (ITA) with 2 lap times and sector data.



COPPA SHELL LE CASTELLET Race 1

Sector Analysis

Table with columns: Lap, Time, Sector 1, Sector 2, Sector 3, T.Sp, Elapsed. Includes driver names like Willem VAN DER VORM, Fons SCHELTEMA, Axel SARTINGEN, and Maurizio PITORRI.