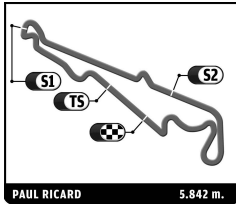


COPPA SHELL LE CASTELLET Qualifying 1

Sector Analysis

Table with columns: Lap, Time, Sector 1, Sector 2, Sector 3, T.Sp, Elapsed. Rows include driver names like Roman ZIEMIAN, Paolo SCUDIERI, Franz ENGSTLER, Andreas KÖNIG, Ernst KIRCHMAYR, Martinus RICHTER, James WEILAND, Louis PERUSQUIA, Guy FAWE, Peter CHRISTENSEN, Joakim OLANDER.



COPPA SHELL  
LE CASTELLET  
Qualifying 1

Sector Analysis

— Invalidated Lap

■ Personal Best

■ Session Best

■ Crossing the pit lane

Lap	Time	Sector 1	Sector 2	Sector 3	T.Sp	Elapsed
5	2:08.127	35.108	38.121	54.898	251.7	37:32.693
6	<b>2:08.035</b>	35.224	<b>38.097</b>	<b>54.714</b>	251.7	39:40.728
7	2:19.901 <b>B</b>	35.117	38.243	1:06.541	251.2	42:00.629

<b>127 Tommy LINDROTH</b> SWE						
Baron Motorsport			488 Challenge EVO			
1	31:09.047	...	45.450	1:01.856	66.9	31:09.047
2	2:16.982	39.725	40.809	56.448	220.9	33:26.029
3	2:11.163	35.680	39.612	55.871	250.0	35:37.192
4	<b>2:09.981</b>	<b>35.429</b>	39.203	<b>55.349</b>	251.7	37:47.173
5	2:10.289	35.540	<b>38.996</b>	55.753	251.7	39:57.462
6	2:10.255	35.465	39.098	55.692	251.7	42:07.717
7	2:11.556	35.886	39.740	55.930	251.7	44:19.273

<b>130 Lisa CLARK</b> USA						
Ferrari of Beverly Hills			488 Challenge EVO			
1	9:42.084	7:49.322	48.108	1:04.654	104.0	9:42.084
2	2:19.644	38.867	41.961	58.816	241.1	12:01.728
3	3:30.023 <b>B</b>	43.547	1:04.610	1:41.866	202.2	15:31.751
4	12:34.358	...	47.229	1:01.591	119.6	28:06.109
5	2:17.031	36.818	42.369	57.844	252.9	30:23.140
6	2:14.246	36.750	40.336	<b>57.160</b>	251.7	32:37.386
7	2:15.292	37.901	39.776	57.615	250.0	34:52.678
8	2:13.453	<b>36.055</b>	39.888	57.510	252.3	37:06.131
9	<b>2:13.229</b>	36.154	<b>39.546</b>	57.529	251.7	39:19.360
10	<u>2:14.377</u>	36.320	<u>40.193</u>	57.864	251.2	41:33.737
11	2:38.038 <b>B</b>	38.005	45.125	1:14.908	252.3	44:11.775

<b>136 Alexander NUSSBAUMER</b> AUT						
Gohm Motorsport - Herter Racing			488 Challenge EVO			
1	10:27.099	8:37.868	46.556	1:02.675	109.3	10:27.099
2	2:57.112 <b>B</b>	38.521	41.994	1:36.597	242.2	13:24.211
3	14:05.371	...	42.737	57.150	121.2	27:29.582
4	2:11.168	36.727	39.097	55.344	250.0	29:40.750
5	2:09.102	35.405	38.624	55.073	251.7	31:49.852
6	<b>2:08.106</b>	35.217	38.391	<b>54.498</b>	250.6	33:57.958
7	2:14.948	35.286	38.483	1:01.179	251.7	36:12.906
8	2:14.974	35.393	38.481	1:01.100	250.6	38:27.880
9	<u>2:14.586</u>	35.242	<u>38.438</u>	1:00.906	250.6	40:42.466
10	2:19.571 <b>B</b>	<b>35.022</b>	<b>38.313</b>	<u>1:06.236</u>	251.2	43:02.037

<b>139 ALEX FOX</b> FRA						
Team Zénith			488 Challenge EVO			
1	7:19.355	5:31.383	45.240	1:02.732	86.9	7:19.355
2	2:18.463	36.928	41.637	59.898	244.9	9:37.818
3	2:08.220	35.013	<b>38.347</b>	54.860	249.4	11:46.038
4	3:34.544 <b>B</b>	47.427	1:05.457	1:41.660	159.3	15:20.582
5	13:07.483	...	40.304	1:08.012	94.5	28:28.065
6	2:08.758	35.058	38.641	55.059	248.3	30:36.823
7	2:23.705	38.422	41.361	1:03.922	235.8	33:00.528
8	2:12.903	35.261	39.150	58.492	248.8	35:13.431
9	<b>2:08.667</b>	<b>35.009</b>	38.549	55.109	249.4	37:22.098
10	<u>2:46.550</u>	<u>41.521</u>	<u>48.327</u>	<u>1:16.702</u>	251.7	40:08.648
11	<u>2:26.890</u>	<u>35.976</u>	<u>40.125</u>	<u>1:10.789</u>	250.6	42:35.538
12	2:08.780	35.507	38.356	<b>54.917</b>	250.6	44:44.318

<b>140 Pino FRASCARO</b> ITA									
Kessel Racing					488 Challenge EVO				
1	7:33.407	5:36.982	48.332	1:08.093	90.2	7:33.407			
2	2:31.167	39.374	47.983	1:03.810	233.3	10:04.574			
3	2:32.290 <b>B</b>	36.479	40.174	1:15.637	249.4	12:36.864			
4	15:54.274	...	45.679	1:01.900	89.5	28:31.138			
5	<b>2:13.646</b>	<b>36.360</b>	<b>39.547</b>	<b>57.739</b>	252.9	30:44.784			
6	2:19.798	36.501	42.200	1:01.097	251.2	33:04.582			
7	2:21.821	37.205	41.276	1:03.340	244.9	35:26.403			
8	2:32.938 <b>B</b>	36.808	40.176	1:15.954	251.2	37:59.341			

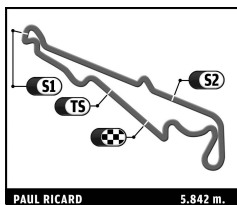
<b>150 Werner GENTER</b> DEU									
Moll Sportwagen Hannover					488 Challenge EVO				
1	11:20.734	9:15.210	54.562	1:10.962	81.7	11:20.734			
2	3:27.354 <b>B</b>	43.517	1:05.856	1:37.981	225.9	14:48.088			
3	13:04.139	...	44.938	1:07.807	91.3	27:52.227			
4	2:24.434	39.798	47.232	57.404	247.7	30:16.661			
5	2:14.368	36.629	41.147	56.592	249.4	32:31.029			
6	2:13.401	36.307	40.198	56.896	249.4	34:44.430			
7	2:29.393 <b>B</b>	36.904	<b>38.427</b>	1:14.062	245.5	37:13.823			
8	3:08.297	1:27.908	43.193	57.196	121.5	40:22.120			
9	2:14.316	<b>36.292</b>	40.751	57.273	250.6	42:36.436			
10	<b>2:12.961</b>	36.516	39.876	<b>56.569</b>	250.6	44:49.397			

<b>159 Matthias MOSER</b> DEU									
Baron Motorsport					488 Challenge EVO				
1	31:59.145	...	46.302	1:05.317	111.1	31:59.145			
2	2:23.057	38.683	40.325	1:04.049	248.3	34:22.202			
3	<u>2:08.970</u>	35.202	<b>38.482</b>	<b>55.286</b>	250.6	36:31.172			
4	<u>2:09.204</u>	<b>35.071</b>	<b>38.444</b>	<b>55.689</b>	251.2	38:40.376			
5	<b>2:08.910</b>	35.304	38.499	<b>55.107</b>	251.2	40:49.286			
6	<u>2:20.567</u>	35.606	<u>42.960</u>	1:02.001	251.7	43:09.853			

<b>160 Johnny LAURSEN</b> DNK									
Formula Racing					488 Challenge EVO				
1	36:37.309	...	52.261	1:01.811	103.5	36:37.309			
2	<u>2:15.380</u>	38.414	39.640	<u>57.326</u>	204.2	38:52.689			
3	<b>2:07.257</b>	34.733	37.958	<b>54.566</b>	253.5	40:59.946			
4	<u>2:06.914</u>	<b>34.591</b>	<b>37.772</b>	<b>54.551</b>	254.1	43:06.860			
5	2:07.652	34.709	38.150	54.793	254.7	45:14.512			

<b>161 Thomas GOSTNER</b> ITA									
CDP - MP Racing					488 Challenge EVO				
1	3:10.721	1:11.803	48.596	1:10.322	106.2	3:10.721			
2	2:11.414	36.338	39.767	55.309	250.6	5:22.135			
3	2:09.053	35.517	38.608	<b>54.928</b>	252.3	7:31.188			
4	<b>2:08.253</b>	<b>35.189</b>	<b>38.085</b>	54.979	251.7	9:39.441			
5	<u>2:13.136</u>	35.255	<u>38.823</u>	59.058	252.3	11:52.577			
6	3:35.719 <b>B</b>	50.528	1:05.844	1:39.347	139.7	15:28.296			
7	19:49.103	...	41.233	56.545	121.5	35:17.399			
8	2:08.942	35.287	38.535	55.120	252.9	37:26.341			
9	2:45.249 <b>B</b>	35.836	50.044	1:19.369	252.9	40:11.590			

<b>163 Renè MATERA</b> CZE									
Scuderia Praha					488 Challenge EVO				
1	11:19.591	9:25.135	45.825	1:08.631	89.7	11:19.591			



COPPA SHELL  
LE CASTELLET  
Qualifying 1

Sector Analysis

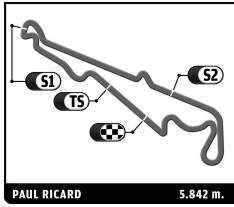
_ Invalidated Lap							■ Personal Best							■ Session Best							■ Crossing the pit lane																																																							
Lap	Time	Sector 1	Sector 2	Sector 3	T.Spd	Elapsed	Lap	Time	Sector 1	Sector 2	Sector 3	T.Spd	Elapsed	Lap	Time	Sector 1	Sector 2	Sector 3	T.Spd	Elapsed	Lap	Time	Sector 1	Sector 2	Sector 3	T.Spd	Elapsed																																																	
<b>176</b> Axel SARTINGEN DEU																																																																												
Lueg Sportivo - Herter Racing 488 Challenge EVO																																																																												
1	27:51.475	...	50.044	1:08.100	91.0	27:51.475	2	2:18.368	39.570	41.081	57.717	247.7	30:09.843	3	2:07.752	35.292	37.713	54.747	253.5	32:17.595	4	2:07.235	34.758	37.825	54.652	253.5	34:24.830	5	2:07.157	34.500	37.998	54.659	254.7	36:31.987	6	2:30.495	36.271	50.193	1:04.031	256.5	39:02.482	7	2:07.081	34.572	37.915	54.594	253.5	41:09.563	8	2:06.810	34.514	38.002	54.294	255.9	43:16.373	9	2:38.667 B	35.903	49.175	1:13.589	255.3	45:55.040														
<b>177</b> Mark BAILEY GBR																																																																												
Scuderia Monte-Carlo 488 Challenge EVO																																																																												
1	27:39.104	...	44.605	1:00.144	94.7	27:39.104	2	2:16.129	37.358	39.695	59.076	250.6	29:55.233	3	2:09.174	35.577	38.566	55.031	249.4	32:04.407	4	2:12.606	35.312	38.727	58.567	251.7	34:17.013	5	2:10.517	35.970	39.218	55.329	254.1	36:27.530	6	2:09.774	35.463	38.813	55.498	252.3	38:37.304	7	2:09.471	35.396	38.459	55.616	251.2	40:46.775	8	2:09.575	35.342	38.610	55.623	251.7	42:56.350	9	2:09.859	35.533	38.734	55.592	252.3	45:06.209														
<b>178</b> Giuseppe RAMELLI ITA																																																																												
Rossocorsa - Pellin Racing 488 Challenge EVO																																																																												
1	4:30.896	2:45.826	46.047	59.023	94.4	4:30.896	2	2:29.702 B	36.820	40.663	1:12.219	249.4	7:00.598	3	22:07.989	...	42.096	1:00.942	105.2	29:08.587	4	2:12.523	36.315	39.329	56.879	250.6	31:21.110	5	2:12.394	36.944	39.058	56.392	236.3	33:33.504	6	2:11.985	36.265	38.978	56.742	250.6	35:45.489	7	2:12.224	36.226	39.117	56.881	251.7	37:57.713	8	2:47.300 B	43.423	48.910	1:14.967	204.5	40:45.013																					
<b>179</b> Corinna GOSTNER ITA																																																																												
CDP - MP Racing 488 Challenge EVO																																																																												
1	11:16.457	9:30.323	44.014	1:02.120	96.3	11:16.457	2	2:46.665 B	37.469	52.124	1:17.072	247.7	14:03.122	3	13:40.248	...	44.343	1:04.099	102.7	27:43.370	4	2:12.447	35.848	39.159	57.440	250.0	29:55.817	5	2:09.537	35.756	38.846	54.935	250.6	32:05.354	6	2:10.912	35.524	39.030	56.358	252.9	34:16.266	7	2:08.629	35.352	38.512	54.765	251.7	36:24.895	8	2:09.297	35.470	38.311	55.516	254.7	38:34.192	9	2:09.830	35.529	38.702	55.599	252.3	40:44.022	10	2:27.220 B	35.627	38.960	1:12.633	253.5	43:11.242							
<b>180</b> Willem VAN DER VORM MCO																																																																												
Scuderia Monte-Carlo 488 Challenge EVO																																																																												
1	6:11.981	4:20.447	44.516	1:07.018	107.7	6:11.981	2	2:12.588	36.860	39.335	56.393	250.6	8:24.569	3	2:09.655	35.937	38.664	55.054	251.2	10:34.224																																																								
<b>181</b> Maurizio PITORRI ITA																																																																												
CDP - Best Lap 488 Challenge EVO																																																																												
1	4:16.783	2:29.173	45.655	1:01.955	108.0	4:16.783	2	2:11.982	36.772	39.274	55.936	248.3	6:28.765	3	2:09.213	35.658	38.448	55.107	249.4	8:37.978	4	2:08.774	35.518	38.711	54.545	250.6	10:46.752	5	2:46.779	38.585	47.726	1:20.468	238.4	13:33.531	6	2:50.992 B	48.405	48.912	1:13.675	163.1	16:24.523	7	12:46.349	...	42.010	59.606	119.2	29:10.872	8	2:10.064	35.618	38.414	56.032	253.5	31:20.936	9	2:08.756	35.123	38.664	54.969	251.2	33:29.692	10	2:08.479	34.943	38.463	55.073	254.1	35:38.171	11	4:01.291 B	40.837	45.540	2:34.914	225.5	39:39.462
<b>182</b> Willem VAN DER VORM MCO																																																																												
Scuderia Monte-Carlo 488 Challenge EVO																																																																												
1	6:11.981	4:20.447	44.516	1:07.018	107.7	6:11.981	2	2:12.588	36.860	39.335	56.393	250.6	8:24.569	3	2:09.655	35.937	38.664	55.054	251.2	10:34.224																																																								
<b>183</b> Christian HERDT-WIPPER DEU																																																																												
Saggio München 488 Challenge EVO																																																																												
1	3:05.026	56.548	58.820	1:09.658	70.3	3:05.026	2	2:19.963	41.229	42.542	56.192	243.2	5:24.989	3	2:08.368	35.384	38.224	54.760	251.7	7:33.357	4	2:08.254	35.195	38.155	54.904	252.3	9:41.611	5	2:18.511 B	35.004	38.444	1:05.063	252.3	12:00.122	6	23:57.741	...	38.659	54.795	142.1	35:57.863	7	2:08.772	35.343	38.225	55.204	251.7	38:06.635	8	2:08.124	35.165	38.498	54.461	253.5	40:14.759	9	2:08.434	35.036	38.553	54.845	253.5	42:23.193	10	2:07.902	35.353	38.220	54.329	252.9	44:31.095							
<b>184</b> Josef SCHUMACHER DEU																																																																												
Eberlein Automobile 488 Challenge EVO																																																																												
1	10:31.032	8:43.914	45.265	1:01.853	106.5	10:31.032	2	2:58.521 B	37.304	41.038	1:40.179	247.1	13:29.553	3	14:01.265	...	41.683	57.272	122.9	27:30.818	4	2:11.683	36.076	39.165	56.442	248.3	29:42.501	5	2:11.590	35.482	39.486	56.622	248.8	31:54.091	6	2:47.013 B	35.645	39.272	1:32.096	248.8	34:41.104																																			
<b>185</b> Manuela GOSTNER ITA																																																																												
CDP - MP Racing 488 Challenge EVO																																																																												
1	10:31.032	8:43.914	45.265	1:01.853	106.5	10:31.032	2	2:58.521 B	37.304	41.038	1:40.179	247.1	13:29.553	3	14:01.265	...	41.683	57.272	122.9	27:30.818	4	2:11.683	36.076	39.165	56.442	248.3	29:42.501	5	2:11.590	35.482	39.486	56.622	248.8	31:54.091	6	2:47.013 B	35.645	39.272	1:32.096	248.8	34:41.104																																			



FERRARI  
CHALLENGE



RICHARD MILLE



**COPPA SHELL**  
**LE CASTELLET**  
Qualifying 1

Sector Analysis

— Invalidated Lap    ■ Personal Best    ■ Session Best    B Crossing the pit lane

Lap	Time	Sector 1	Sector 2	Sector 3	T.Spd	Elapsed	Lap	Time	Sector 1	Sector 2	Sector 3	T.Spd	Elapsed
1	35:42.571	...	59.126	1:16.723	84.4	35:42.571							
2	2:33.890	48.967	43.370	1:01.553	251.7	38:16.461							
3	2:07.525	34.541	38.211	54.773	255.3	40:23.986							
4	2:09.067	34.833	39.189	55.045	257.1	42:33.053							
5	<b>2:07.035</b>	<b>34.499</b>	<b>37.936</b>	<b>54.600</b>	255.3	44:40.088							