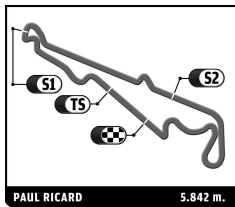


COPPA SHELL LE CASTELLET Test

Sector Analysis

Invalidated Lap Personal Best Session Best Crossing the pit lane

Table with columns: Lap, Time, Sector 1, Sector 2, Sector 3, T.Sp, Elapsed. Rows include drivers Roman ZIEMIAN, Andreas KÖNIG, Paolo SCUDIERI, and Franz ENGSTLER with their respective lap times and sector data.



COPPA SHELL LE CASTELLET Test

Sector Analysis

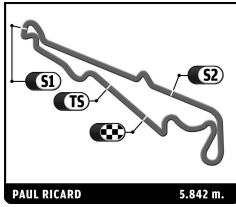
Table with 14 columns: Lap, Time, Sector 1, Sector 2, Sector 3, T.Spd, Elapsed. Contains lap data for drivers 15-29.

Driver profile for Martinus RICHTER (DEU), MERTEL Motorsport Racing, 488 Challenge EVO. Includes lap times for laps 1-29.

Driver profile for James WEILAND (USA), Rossocorsa, 488 Challenge EVO. Includes lap times for laps 1-8.

Driver profile for Louis PERUSQUIA (MEX), Rossocorsa, 488 Challenge EVO. Includes lap times for laps 1-24.

Driver profile for Guy FAWE (BEL), Scuderia FMA, 488 Challenge EVO. Includes lap times for laps 1-6.



COPPA SHELL LE CASTELLET Test

Sector Analysis

— Invalidated Lap ■ Personal Best ■ Session Best B Crossing the pit lane

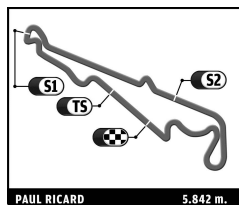
Table with 14 columns: Lap, Time, Sector 1, Sector 2, Sector 3, T.Spd, Elapsed. Contains data for laps 7-16 and 19-27.

Driver profile for Peter CHRISTENSEN (DNK), Formula Racing, 488 Challenge EVO. Table with 7 columns: Lap, Time, Sector 1, Sector 2, Sector 3, T.Spd, Elapsed. Laps 1-23.

Driver profile for Tommy LINDROTH (SWE), Baron Motorsport, 488 Challenge EVO. Table with 7 columns: Lap, Time, Sector 1, Sector 2, Sector 3, T.Spd, Elapsed. Laps 1-27.

Driver profile for Joakim OLANDER (SWE), Scuderia Autoropa, 488 Challenge EVO. Table with 7 columns: Lap, Time, Sector 1, Sector 2, Sector 3, T.Spd, Elapsed. Laps 1-18.

Driver profile for Lisa CLARK (USA), Ferrari of Beverly Hills, 488 Challenge EVO. Table with 7 columns: Lap, Time, Sector 1, Sector 2, Sector 3, T.Spd, Elapsed. Laps 1-15.



COPPA SHELL LE CASTELLET Test

Sector Analysis

— Invalidated Lap ■ Personal Best ■ Session Best B Crossing the pit lane

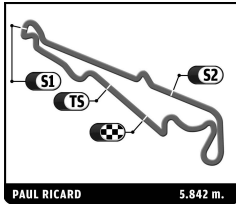
Table with 14 columns: Lap, Time, Sector 1, Sector 2, Sector 3, T.Sp, Elapsed. Contains data for laps 16-29 and 24-35.

Driver profile for Alexander NUSSBAUMER (AUT), Gohm Motorsport - Herter Racing, 488 Challenge EVO. Includes lap times 1-14.

Driver profile for ALEX FOX (FRA), Team Zénith, 488 Challenge EVO. Includes lap times 1-23.

Driver profile for Giuseppe FRASCARO (CHE), Kessel Racing, 488 Challenge EVO. Includes lap times 1-27.

Driver profile for Werner GENTER (DEU), Moll Sportwagen Hannover, 488 Challenge EVO. Includes lap times 1-12.



COPPA SHELL LE CASTELLET Test

Sector Analysis

Invalidated Lap Personal Best Session Best Crossing the pit lane

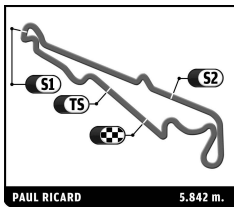
Table with 14 columns: Lap, Time, Sector 1, Sector 2, Sector 3, T.Spd, Elapsed. Rows 13-26 showing lap data for driver 159.

Driver profile for 159 Matthias MOSER, DEU, Baron Motorsport, 488 Challenge EVO. Table with 7 columns: Lap, Time, Sector 1, Sector 2, Sector 3, T.Spd, Elapsed. Rows 1-25.

Driver profile for 160 Johnny LAURSEN, DNK, Formula Racing, 488 Challenge EVO. Table with 7 columns: Lap, Time, Sector 1, Sector 2, Sector 3, T.Spd, Elapsed. Rows 1-12.

Table with 14 columns: Lap, Time, Sector 1, Sector 2, Sector 3, T.Spd, Elapsed. Rows 13-32 showing lap data for driver 161.

Driver profile for 161 Thomas GOSTNER, ITA, CDP - MP Racing, 488 Challenge EVO. Table with 7 columns: Lap, Time, Sector 1, Sector 2, Sector 3, T.Spd, Elapsed. Rows 1-35.



COPPA SHELL LE CASTELLET Test

Sector Analysis

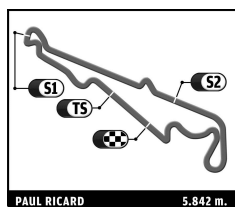
Table with columns: Lap, Time, Sector 1, Sector 2, Sector 3, T.Spd, Elapsed. Includes driver profiles for Axel SARTINGEN (DEU), Fons SCHELTEMA (NLD), and Maurizio PITORRI (ITA) with their respective race data.



FERRARI
CHALLENGE



RICHARD MILLE



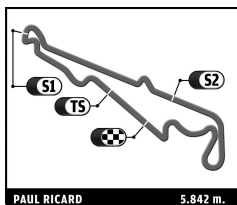
COPPA SHELL
LE CASTELLET
Test

Sector Analysis

_ Invalidated Lap							■ Personal Best		■ Session Best		■ B Crossing the pit lane		
Lap	Time	Sector 1	Sector 2	Sector 3	T.Sp	Elapsed	Lap	Time	Sector 1	Sector 2	Sector 3	T.Sp	Elapsed
6	2:15.917	36.586	41.262	58.069	252.9	21:38.197							
7	2:38.256 B	39.424	43.687	1:15.145	241.6	24:16.453							
8	7:17.756	5:31.826	44.131	1:01.799	105.0	31:34.209							
9	2:19.125	39.237	40.944	58.944	221.8	33:53.334							
10	2:14.885	36.955	41.121	56.809	250.6	36:08.219							
11	2:13.990	36.826	40.041	57.123	252.3	38:22.209							
12	2:13.422	36.350	39.947	57.125	251.2	40:35.631							
13	2:15.996	36.428	40.718	58.850	251.7	42:51.627							
14	2:38.805 B	38.971	44.819	1:15.015	250.6	45:30.432							
15	40:56.357	...	49.731	1:05.663	91.8	1:26:26.789							
16	2:21.609	40.604	42.056	58.949	238.4	1:28:48.398							
17	2:13.910	37.057	40.197	56.656	250.6	1:31:02.308							
18	2:13.294	36.274	40.313	56.707	252.9	1:33:15.602							
19	2:14.282	36.374	40.884	57.024	251.2	1:35:29.884							
20	2:12.856	36.173	39.901	56.782	251.7	1:37:42.740							
21	2:41.156 B	36.428	44.589	1:20.139	250.0	1:40:23.896							
22	7:21.134	5:34.775	44.988	1:01.371	98.9	1:47:45.030							
23	2:16.064	37.826	40.842	57.396	246.6	1:50:01.094							
24	2:13.058	36.755	40.161	56.142	251.2	1:52:14.152							
25	2:10.971	35.887	39.589	55.495	251.2	1:54:25.123							
26	2:10.129	35.791	39.230	55.108	252.9	1:56:35.252							
27	2:49.622 B	42.783	48.633	1:18.206	232.8	1:59:24.874							

182 Willem VAN DER VORM		MCO				
Scuderia Monte-Carlo		488 Challenge EVO				
1	6:47.149	5:06.279	42.103	58.767	116.3	6:47.149
2	2:20.392	37.102	41.184	1:02.106	245.5	9:07.541
3	2:08.189	34.962	38.178	55.049	251.2	11:15.730
4	2:09.329	36.744	38.042	54.543	246.6	13:25.059
5	2:07.410	34.882	38.119	54.409	252.9	15:32.469
6	2:31.355 B	37.068	42.930	1:11.357	254.1	18:03.824
7	19:09.927	...	40.583	58.707	95.6	37:13.751
8	2:14.331	36.213	39.671	58.447	249.4	39:28.082
9	2:13.062	36.093	39.561	57.408	250.6	41:41.144
10	2:12.954	36.040	39.605	57.309	251.2	43:54.098
11	2:12.276	36.187	39.597	56.492	250.6	46:06.374
12	2:35.359 B	37.567	45.672	1:12.120	252.3	48:41.733
13	13:15.082	...	38.813	55.622	99.2	1:01:56.815
14	2:17.557 B	35.222	38.709	1:03.626	250.6	1:04:14.372
15	9:23.944	7:41.121	43.456	59.367	69.1	1:13:38.316
16	2:11.683	36.451	39.418	55.814	251.2	1:15:49.999
17	2:14.382	36.567	39.718	58.097	255.3	1:18:04.381
18	2:10.869	36.439	38.877	55.553	253.5	1:20:15.250
19	2:09.888	35.477	38.960	55.451	254.7	1:22:25.138
20	2:33.696 B	39.358	45.801	1:08.537	209.3	1:24:58.834
21	3:57.750	2:14.950	40.650	1:02.150	144.8	1:28:56.584
22	2:11.041	35.638	38.930	56.473	252.3	1:31:07.625
23	2:11.377	35.174	40.351	55.852	253.5	1:33:19.002
24	2:10.439	35.208	38.757	56.474	254.7	1:35:29.441
25	2:10.531	35.166	39.675	55.690	252.9	1:37:39.972
26	2:08.280	35.200	38.007	55.073	254.1	1:39:48.252
27	2:08.956	35.604	38.151	55.201	250.6	1:41:57.208
28	2:37.602 B	36.066	55.533	1:06.003	255.3	1:44:34.810
29	6:22.025	4:46.999	39.713	55.313	131.4	1:50:56.835
30	2:05.308	34.446	37.544	53.318	254.1	1:53:02.143
31	2:17.567 B	34.093	37.421	1:06.053	254.1	1:55:19.710

188 Josef SCHUMACHER		DEU				
Eberlein Automobile		488 Challenge EVO				
1	8:42.929	6:45.039	49.909	1:07.981	101.9	8:42.929
2	2:31.732	41.154	43.937	1:06.641	204.9	11:14.661
3	2:22.255	39.150	41.338	1:01.767	230.8	13:36.916
4	2:19.373	38.445	40.989	59.939	243.2	15:56.289
5	2:21.158	38.315	42.033	1:00.810	237.9	18:17.447
6	2:20.362	37.678	41.232	1:01.452	247.1	20:37.809
7	2:42.854 B	38.432	41.312	1:23.110	234.8	23:20.663
8	5:38.544	3:53.378	43.215	1:01.951	112.0	28:59.207
9	2:19.731	37.778	40.849	1:01.104	244.3	31:18.938
10	2:20.232	37.670	41.740	1:00.822	247.1	33:39.170
11	2:18.399	37.421	41.261	59.717	245.5	35:57.569
12	2:19.546	37.703	41.572	1:00.271	247.1	38:17.115
13	2:21.887	38.994	42.056	1:00.837	246.6	40:39.002
14	2:32.192 B	37.870	41.979	1:12.343	247.1	43:11.194
15	26:01.022	...	41.767	1:00.307	111.8	1:09:12.216
16	2:17.064	37.068	41.253	58.743	244.3	1:11:29.280



COPPA SHELL LE CASTELLET Test

Sector Analysis

Table with 14 columns: Lap, Time, Sector 1, Sector 2, Sector 3, T.Sp, Elapsed. Includes legend for Invalidated Lap, Personal Best, Session Best, and Crossing the pit lane.

193 Manuela GOSTNER ITA CDP - MP Racing 488 Challenge EVO

Table with 7 columns: Lap, Time, Sector 1, Sector 2, Sector 3, T.Sp, Elapsed. Shows performance data for Manuela GOSTNER.

204 Alex/Lars VUBKER/BOERS DEU Munsterhuis Sportscar 488 Challenge EVO

Table with 7 columns: Lap, Time, Sector 1, Sector 2, Sector 3, T.Sp, Elapsed. Shows performance data for Alex/Lars VUBKER/BOERS.

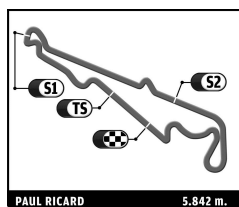
Table with 14 columns: Lap, Time, Sector 1, Sector 2, Sector 3, T.Sp, Elapsed. Shows performance data for Stefano MARAZZI.

207 Stefano MARAZZI ITA Rossocorsa 488 Challenge EVO

Table with 7 columns: Lap, Time, Sector 1, Sector 2, Sector 3, T.Sp, Elapsed. Shows performance data for Stefano MARAZZI.

276 MMB ESP Rossocorsa 488 Challenge EVO

Table with 7 columns: Lap, Time, Sector 1, Sector 2, Sector 3, T.Sp, Elapsed. Shows performance data for MMB.



COPPA SHELL LE CASTELLET Test

Sector Analysis

— Invalidated Lap ■ Personal Best ■ Session Best B Crossing the pit lane

Lap	Time	Sector 1	Sector 2	Sector 3	T.Spd	Elapsed	Lap	Time	Sector 1	Sector 2	Sector 3	T.Spd	Elapsed
7	2:14.295	37.021	41.427	55.847	251.2	37:27.268							
8	2:10.450	35.523	39.110	55.817	249.4	39:37.718							
9	20:07.808B	37.104	49.793	...	250.0	59:45.526							
10	2:56.030	1:12.666	42.773	1:00.591	96.0	1:02:41.556							
11	2:15.076	35.744	39.683	59.649	248.8	1:04:56.632							
12	2:13.817	37.431	40.747	55.639	251.7	1:07:10.449							
13	2:09.698	35.522	38.971	55.205	247.1	1:09:20.147							
14	2:09.443	35.401	38.786	55.256	250.0	1:11:29.590							
15	30:20.553B	40.635	48.969	...	199.3	1:41:50.143							
16	3:11.111	1:09.997	53.116	1:07.998	98.5	1:45:01.254							
17	2:36.368	46.743	48.180	1:01.445	225.5	1:47:37.622							
18	2:10.331	35.570	39.210	55.551	249.4	1:49:47.953							
19	2:11.034	34.951	38.386	57.697	249.4	1:51:58.987							
20	2:11.743	38.041	38.929	54.773	218.2	1:54:10.730							
21	2:09.466	35.332	39.238	54.896	251.2	1:56:20.196							

290 Mark/Lukas SCHOFFLING/HERION CHE
 Formula Racing 488 Challenge Evo

1	16:59.516	...	53.791	1:05.283	63.1	16:59.516
2	2:31.705B	38.959	41.778	1:10.968	231.8	19:31.221
3	6:46.801	4:46.374	51.240	1:09.187	80.8	26:18.022
4	2:31.378	41.640	43.797	1:05.941	241.1	28:49.400
5	2:25.967	39.395	43.019	1:03.553	242.2	31:15.367
6	4:12.176	2:17.299	46.115	1:08.762	243.8	35:27.543
7	2:41.993	46.150	44.264	1:11.579	207.3	38:09.536
8	3:12.992	59.847	1:01.896	1:11.249	140.1	41:22.528
9	2:32.713	40.242	45.733	1:06.738	242.2	43:55.241
10	2:37.815	40.841	43.129	1:13.845	237.9	46:33.056
11	2:33.910	41.212	44.381	1:08.317	219.1	49:06.966
12	2:59.223B	40.131	45.054	1:34.038	234.3	52:06.189
13	8:41.567	6:40.052	59.700	1:01.815	112.3	1:00:47.756
14	2:12.461	37.025	40.098	55.338	241.1	1:03:00.217
15	2:43.166B	35.368	43.325	1:24.473	249.4	1:05:43.383
16	6:34.315	4:33.373	44.109	1:16.833	119.2	1:12:17.698
17	2:24.224	39.326	43.110	1:01.788	233.3	1:14:41.922
18	2:28.482	39.473	44.052	1:04.957	233.3	1:17:10.404
19	2:24.469	39.828	42.763	1:01.878	226.9	1:19:34.873
20	2:25.843	38.844	42.036	1:04.963	242.2	1:22:00.716
21	2:47.820	50.265	47.976	1:09.579	135.2	1:24:48.536
22	2:51.896	49.193	54.117	1:08.586	198.9	1:27:40.432
23	2:25.338	38.925	42.874	1:03.539	238.4	1:30:05.770
24	2:22.101	38.240	41.998	1:01.863	246.6	1:32:27.871
25	2:43.391B	38.280	45.272	1:19.839	245.5	1:35:11.262
26	7:38.046	5:51.872	44.606	1:01.568	129.0	1:42:49.308
27	2:35.396	38.798	47.858	1:08.740	237.9	1:45:24.704
28	2:37.798	38.953	43.268	1:15.577	237.4	1:48:02.502
29	2:53.018B	46.116	47.832	1:19.070	212.2	1:50:55.520