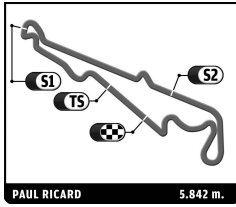


TROFEO PIRELLI LE CASTELLET Free Practice

Sector Analysis

Invalidated Lap Personal Best Session Best Crossing the pit lane

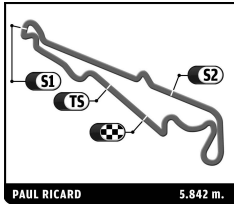
Table with columns: Lap, Time, Sector 1, Sector 2, Sector 3, T.Sp, Elapsed. Rows include drivers: Ange BARDE (FRA), Max MUGELLI (ITA), Christian BRUNSBORG (DNK), Adrian SUTIL (DEU), Omar JACKSON (GBR), Nicolò ROSI (CHE).



TROFEO PIRELLI LE CASTELLET Free Practice

Sector Analysis

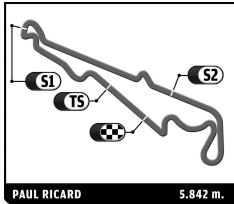
Table with columns: Lap, Time, Sector 1, Sector 2, Sector 3, T.Spd, Elapsed. Includes driver profiles for Arno DAHLMAYER, Alexandre BOCHEZ, Alessandro COZZI, John WARTIQUE, and Marco PULCINI.



TROFEO PIRELLI LE CASTELLET Free Practice

Sector Analysis

Table with columns: Lap, Time, Sector 1, Sector 2, Sector 3, T.Spd, Elapsed. Includes driver profiles for Andrew GILBERT (44), David GOSTNER (50), Mikael BOCHEZ (55), Luka NURMI (66), and Doriane PIN (83).



TROFEO PIRELLI  
LE CASTELLET  
Free Practice

Sector Analysis

Lap	Time	Sector 1	Sector 2	Sector 3	T.Sp	Elapsed	Lap	Time	Sector 1	Sector 2	Sector 3	T.Sp	Elapsed
18	2:14.875	36.465	41.592	56.818	255.9	53:10.332							
19	2:07.140	35.330	37.932	53.878	254.1	55:17.472							
20	2:04.570	34.051	37.454	53.065	255.9	57:22.042							
21	2:04.452	33.856	37.307	53.289	256.5	59:26.494							
22	2:04.673	34.073	37.338	53.262	255.9	1:01:31.167							

**85** Hanno LASKOWSKI DEU  
Riller & Schnauck 488 Challenge EVO

1	9:52.254 B	7:27.688	55.504	1:29.062	76.2	9:52.254
2	3:50.517	2:09.958	41.059	59.500	144.8	13:42.771
3	2:09.976	35.789	39.071	55.116	252.9	15:52.747
4	2:08.618	35.247	38.772	54.599	255.3	18:01.365
5	2:16.882 B	35.384	38.767	1:02.731	255.3	20:18.247
6	4:57.962	3:13.325	45.329	59.308	114.2	25:16.209
7	2:13.542	36.302	40.058	57.182	252.9	27:29.751
8	2:09.358	35.804	38.836	54.718	252.9	29:39.109
9	2:07.389	34.863	38.354	54.172	254.1	31:46.498
10	2:18.083 B	36.061	39.292	1:02.730	253.5	34:04.581
11	17:10.255	...	48.124	1:03.440	94.6	51:14.836
12	2:20.776	39.135	43.033	58.608	224.5	53:35.612
13	2:21.802	39.101	46.239	56.462	251.7	55:57.414
14	2:09.615	35.566	38.968	55.081	255.9	58:07.029
15	2:13.230	35.535	38.910	58.785	256.5	1:00:20.259

**89** Nigel SCHOONDERWOERD NLD  
FMA 488 Challenge EVO

1	2:27.164	44.058	44.100	59.006	114.9	2:27.164
2	2:17.439	35.611	41.674	1:00.154	253.5	4:44.603
3	2:27.086 B	36.462	40.138	1:10.486	255.3	7:11.689
4	5:29.663	3:54.802	38.894	55.967	149.4	12:41.352
5	2:10.033	35.488	39.196	55.349	255.9	14:51.385
6	2:09.601	35.772	38.827	55.002	256.5	17:00.986
7	2:09.720	35.528	38.553	55.639	253.5	19:10.706
8	2:09.076	35.594	38.390	55.092	255.3	21:19.782
9	2:09.178	35.521	38.538	55.119	254.1	23:28.960
10	2:19.333 B	35.415	38.539	1:05.379	255.3	25:48.293
11	7:05.504	5:12.742	46.798	1:05.964	127.1	32:53.797
12	2:16.582	38.036	42.033	56.513	239.5	35:10.379
13	2:08.163	35.788	38.537	53.838	254.1	37:18.542
14	2:07.740	34.888	37.994	54.858	256.5	39:26.282
15	2:20.521 B	36.844	39.086	1:04.591	203.0	41:46.803
16	9:56.103	8:03.735	47.668	1:04.700	125.7	51:42.906
17	2:18.452	37.662	42.568	58.222	233.3	54:01.358
18	2:08.414	35.303	38.435	54.676	255.3	56:09.772
19	2:07.727	35.100	38.439	54.188	255.9	58:17.499
20	2:06.841	34.801	38.170	53.870	254.1	1:00:24.340