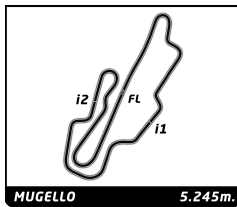


# COPPA SHELL MUGELLO World Final

## Sector Analysis

_ Invalidated Lap							■ Personal Best							■ Session Best							B Crossing the pit lane													
Lap	Time	Sector 1	Sector 2	Sector 3	T.Sp	Elapsed	Lap	Time	Sector 1	Sector 2	Sector 3	T.Sp	Elapsed	Lap	Time	Sector 1	Sector 2	Sector 3	T.Sp	Elapsed	Lap	Time	Sector 1	Sector 2	Sector 3	T.Sp	Elapsed							
<b>101</b>	<b>Paolo SCUDIERI</b>						ITA	11	2:19.658	38.845	35.864	1:04.949	262.0	25:20.658	12	3:15.751	1:01.937	1:11.527	1:02.287	133.9	28:36.409	13	1:54.632	39.303	35.517	39.812	267.1	30:31.041						
	Sa.Mo.Car						488 Challenge EVO																											
1	2:30.323	54.898	39.521	55.904		2:30.323																												
2	2:59.021	59.882	1:00.053	59.086	136.8	5:29.344																												
3	2:13.369	43.875	40.914	48.580	263.2	7:42.713																												
4	3:10.557	1:05.395	1:03.878	1:01.284	96.6	10:53.270																												
5	2:48.926	56.590	56.362	55.974	158.3	13:42.196																												
6	1:59.801	40.610	37.619	41.572	265.2	15:41.997																												
7	1:57.670	39.996	36.752	40.922	262.6	17:39.667																												
8	1:56.413	<b>39.230</b>	36.589	<b>40.594</b>	264.5	19:36.080																												
9	1:57.694	39.373	36.890	41.431	265.2	21:33.774																												
10	1:57.670	40.025	36.626	41.019	265.8	23:31.444																												
11	2:02.766	40.288	38.697	43.781	265.2	25:34.210																												
12	3:11.821	1:00.089	1:10.826	1:00.906	175.6	28:46.031																												
13	<b>1:56.354</b>	39.564	<b>36.080</b>	40.710	261.3	30:42.385																												
<b>102</b>	<b>Claudio SCHIAVONI</b>						ITA																											
	Scuderia Niki - Iron Lynx						488 Challenge EVO																											
1	2:42.705	1:12.052	39.410	51.243		2:42.705																												
2	2:54.063	1:00.461	59.434	54.168	146.5	5:36.768																												
3	2:20.538	43.370	46.804	50.364	265.2	7:57.306																												
4	3:08.789	1:04.317	1:03.570	1:00.902	130.4	11:06.095																												
5	2:43.410	56.046	56.100	51.264	154.9	13:49.505																												
6	2:00.701	40.918	38.687	41.096	270.4	15:50.206																												
7	1:58.421	40.915	37.862	39.644	269.8	17:48.627																												
8	1:57.905	40.377	37.893	<b>39.635</b>	273.2	19:46.532																												
9	<b>1:55.498</b>	39.042	<b>36.386</b>	40.070	271.8	21:42.030																												
<b>107</b>	<b>Jonathan SATCHELL</b>						GBR																											
	HR Owen						488 Challenge EVO																											
1	2:37.717	59.303	41.593	56.821		2:37.717																												
2	2:55.866	59.683	59.778	56.405	162.3	5:33.583																												
3	2:18.062	45.007	43.420	49.635	264.5	7:51.645																												
4	3:10.404	1:06.255	1:02.928	1:01.221	127.5	11:02.049																												
5	2:44.383	55.061	56.529	52.793	147.1	13:46.432																												
6	2:02.420	41.962	38.940	41.518	262.6	15:48.852																												
7	1:59.231	40.413	37.986	<b>40.832</b>	260.7	17:48.083																												
8	2:01.130	40.347	38.516	42.267	261.3	19:49.213																												
9	1:59.511	40.336	37.609	41.566	260.7	21:48.724																												
10	1:59.461	40.227	37.645	41.589	262.0	23:48.185																												
11	2:03.608	<b>40.056</b>	40.931	42.621	260.1	25:51.793																												
12	2:57.888	49.093	1:09.000	59.795	255.8	28:49.681																												
13	<b>1:58.471</b>	40.690	<b>36.899</b>	40.882	263.9	30:48.152																												
<b>109</b>	<b>Ernst KIRCHMAYR</b>						AUT																											
	Baron Motorsport						488 Challenge EVO																											
1	2:18.683	45.670	35.907	57.106		2:18.683																												
2	3:01.174	59.638	59.545	1:01.991	128.4	5:19.857																												
3	2:13.759	39.491	42.355	51.913	262.6	7:33.616																												
4	3:08.413	1:04.477	1:03.330	1:00.606	178.5	10:42.029																												
5	2:52.359	57.694	57.748	56.917	204.0	13:34.388																												
6	1:53.286	38.906	35.034	39.346	261.3	15:27.674																												
7	<b>1:52.493</b>	<b>38.506</b>	<b>34.819</b>	<b>39.168</b>	260.7	17:20.167																												
8	1:53.184	38.578	35.055	39.551	267.1	19:13.351																												
9	1:53.496	38.580	35.367	39.549	260.1	21:06.847																												
10	1:54.153	38.758	35.797	39.598	260.7	23:01.000																												
<b>119</b>	<b>Paul ROGERS</b>						GBR																											
	JCT600 Brooklands						488 Challenge EVO																											
1	2:31.949	56.387	39.187	56.375		2:31.949																												
2	2:58.895	1:00.102	1:00.250	58.543	131.6	5:30.844																												
3	2:14.965	44.332	41.690	48.943	260.1	7:45.809																												
4	3:11.068	1:05.652	1:03.672	1:01.744	93.7	10:56.877																												
5	2:46.997	55.639	56.362	54.996	166.5	13:43.874																												
6	1:58.956	41.127	<b>37.036</b>	40.793	258.9	15:42.830																												
7	1:59.250	40.652	38.068	<b>40.530</b>	263.2	17:42.080																												
8	<b>1:58.536</b>	<b>39.928</b>	37.641	40.967	260.1	19:40.616																												
9	1:59.290	40.310	37.424	41.556	258.9	21:39.906																												
<b>121</b>	<b>Peter CHRISTENSEN</b>						DNK																											
	Formula Racing						488 Challenge EVO																											
1	2:20.454	46.948	36.408	57.098		2:20.454																												
2	3:01.517	59.301	1:00.316	1:01.900	141.2	5:21.971																												
3	2:13.634	39.711	42.634	51.289	264.5	7:35.605																												
4	3:09.723	1:03.944	1:03.582	1:02.197	161.1	10:45.328																												
5	2:50.527	55.573	57.887	57.067	218.8	13:35.855																												
6	1:54.957	39.039	35.976	39.942	265.2	15:30.812																												
7	<b>1:54.697</b>	<b>38.961</b>	35.765	39.971	264.5	17:25.509																												
8	1:56.530	39.619	36.385	40.526	265.2	19:22.039																												
9	1:55.492	39.777	<b>35.660</b>	40.055	248.8	21:17.531																												
10	1:54.781	38.974	36.005	<b>39.802</b>	264.5	23:12.312																												
11	2:10.393	39.635	37.914	52.844	269.1	25:22.705																												
12	3:15.472	1:02.341	1:12.173	1:00.958	134.1	28:38.177																												
13	1:55.501	39.240	36.287	39.974	267.1	30:33.678																												
<b>126</b>	<b>Joakim OLANDER</b>						SWE																											
	Scuderia Autoropa						488 Challenge EVO																											
1	2:22.247	48.115	36.678	57.454		2:22.247																												
2	3:00.967	59.744	1:00.129	1:01.094	139.2	5:23.214																												
3	2:13.922	40.294	42.882	50.746	269.1	7:37.136																												
4	3:10.303	1:04.221	1:03.881	1:02.201	130.5	10:47.439																												
5	2:49.687	55.404	57.713	56.570	204.0	13:37.126																												
6	1:56.942	39.815	36.380	40.747	269.8	15:34.068																												
7	1:55.463	39.379	36.020	40.064	270.4	17:29.531																												
8	1:54.880	38.814	36.450	39.616	268.4	19:24.411																												
9	1:54.599	<b>38.720</b>	36.041	39.838	268.4	21:19.010																												
10	<b>1:54.444</b>	38.840	<b>35.991</b>	<b>39.613</b>	267.8	23:13.454																												
11	2:11.921	39.118	37.891	54.912	268.4	25:25.375																												
12	3:13.584	1:00.953	1:12.001	1:00.630	147.5	28:38.959																												
13	1:54.973	39.026	36.276	39.671	269.1	30:33.932																												
<b>127</b>	<b>Tommy LINDROTH</b>						SWE																											
	Baron Motorsport						488 Challenge EVO																											
1	2:36.414	57.767	41.693	56.954		2:36.414																												
2	2:56.037	59.743	59.599	56.695	159.9	5:32.451																												
3	2:14.991	43.488	42.165	49.338	264.5	7:47.442																												
4	3:11.687	1:06.101	1:03.558	1:02.028	98.5	10:59.129																												
5	2:46.061	55.124	55.990	54.947	142.9	13:45.190																												
6	1:59.111	40.825	37.480	40.806	263.9	15:44.301																												
7	1:58.587	39.778	37.850	40.959	266.5	17:42.888																												

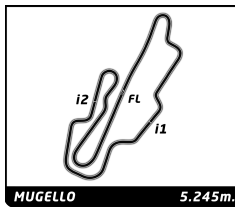


# COPPA SHELL MUGELLO World Final

## Sector Analysis

\_ Invalidated Lap    
 ■ Personal Best    
 ■ Session Best    
 ■ Crossing the pit lane

Lap	Time	Sector 1	Sector 2	Sector 3	T.Spd	Elapsed	Lap	Time	Sector 1	Sector 2	Sector 3	T.Spd	Elapsed
8	<b>1:58.124</b>	<b>39.376</b>	38.001	<b>40.747</b>	265.2	19:41.012	1	2:21.463	47.557	36.567	57.339		2:21.463
9	1:59.299	40.265	37.404	41.630	265.2	21:40.311	2	3:01.434	59.127	1:00.381	1:01.926	137.1	5:22.897
10	1:59.854	40.102	37.496	42.256	264.5	23:40.165	3	2:13.425	39.891	42.444	51.090	265.2	7:36.322
11	2:00.491	39.428	39.083	41.980	264.5	25:40.656	4	3:10.052	1:04.158	1:03.518	1:02.376	146.7	10:46.374
12	3:06.992	56.927	1:09.869	1:00.196	263.9	28:47.648	5	2:50.343	55.299	57.831	57.213	204.7	13:36.717
13	1:58.691	39.947	<b>37.347</b>	41.397	264.5	30:46.339	6	1:54.558	39.135	35.620	39.803	265.8	15:31.275
<b>128</b>	<b>Christian KINCH</b>						7	<b>1:54.409</b>	<b>38.969</b>	<b>35.618</b>	39.822	267.1	17:25.684
	Formula Racing					488 Challenge EVO	8	1:54.693	38.995	35.809	39.889	268.4	19:20.377
1	2:34.244	57.361	40.629	56.254		2:34.244	9	1:55.276	39.047	35.967	40.262	263.9	21:15.653
2	2:57.196	59.697	1:00.519	56.980	163.0	5:31.440	10	1:55.976	39.673	36.133	40.170	261.3	23:11.629
3	2:15.272	44.112	42.033	49.127	263.9	7:46.712	11	2:11.492	39.896	38.744	52.852	262.6	25:23.121
4	3:11.348	1:05.648	1:03.751	1:01.949	92.4	10:58.060	12	3:14.573	1:01.655	1:11.467	1:01.451	144.8	28:37.694
5	2:46.231	55.451	56.024	54.756	155.3	13:44.291	13	1:55.243	39.221	36.254	<b>39.768</b>	267.1	30:32.937
6	1:59.020	41.310	37.124	40.586	267.1	15:43.311							
7	1:57.484	40.292	37.174	<b>40.018</b>	269.1	17:40.795							
8	<b>1:56.386</b>	<b>39.442</b>	36.803	40.141	267.8	19:37.181							
9	1:56.671	39.505	<b>36.481</b>	40.685	266.5	21:33.852							
10	1:57.798	40.305	36.644	40.849	261.3	23:31.650							
11	2:01.049	39.734	37.972	43.343	267.8	25:32.699							
12	3:10.785	1:00.091	1:11.279	59.415	176.2	28:43.484							
13	1:57.397	40.400	36.660	40.337	268.4	30:40.881							
<b>136</b>	<b>Alexander NUSSBAUMER</b>												
	Gohm Motorsport					488 Challenge EVO							
1	2:43.958	1:18.410	39.011	46.537		2:43.958							
2	2:53.274	59.926	59.833	53.515	161.8	5:37.232							
3	2:22.742	46.962	45.496	50.284	267.1	7:59.974							
4	3:08.148	1:04.139	1:02.666	1:01.343	175.4	11:08.122							
5	2:42.861	55.747	56.386	50.728	160.1	13:50.983							
6	1:59.589	40.640	37.980	40.969	265.8	15:50.572							
7	2:02.837	42.032	39.253	41.552	267.8	17:53.409							
8	1:59.539	39.785	38.422	41.332	266.5	19:52.948							
9	<b>1:54.811</b>	<b>39.673</b>	<b>35.538</b>	<b>39.600</b>	267.8	21:47.759							
10	1:55.025	<b>38.889</b>	36.173	39.963	264.5	23:42.784							
11	1:59.571	39.108	38.624	41.839	265.8	25:42.355							
12	3:06.369	57.233	1:09.200	59.936	262.0	28:48.724							
13	1:57.897	40.597	37.014	40.286	269.1	30:46.621							
<b>150</b>	<b>Werner GENTER</b>												
	Moll Sportwagen Hannover					488 Challenge EVO							
1	2:30.877	55.989	39.312	55.576		2:30.877							
2	2:59.174	1:00.371	1:00.162	58.641	134.1	5:30.051							
3	2:14.790	44.812	41.202	48.776	267.1	7:44.841							
4	3:10.682	1:05.983	1:03.317	1:01.382	89.0	10:55.523							
5	2:47.707	56.375	55.943	55.389	144.6	13:43.230							
6	1:58.763	40.762	36.995	41.006	264.5	15:41.993							
7	<b>1:56.502</b>	39.624	36.685	<b>40.193</b>	265.2	17:38.495							
8	1:57.131	39.896	<b>36.423</b>	40.812	268.4	19:35.626							
9	1:57.752	<b>39.447</b>	37.173	41.132	265.2	21:33.378							
10	1:57.854	40.206	36.705	40.943	266.5	23:31.232							
11	2:03.986	41.269	39.366	43.351	265.2	25:35.218							
12	3:11.916	1:00.152	1:10.594	1:01.170	166.5	28:47.134							
13	1:58.312	39.986	37.507	40.819	265.2	30:45.446							
<b>181</b>	<b>Maurizio PITORRI</b>												
	CDP - Best Lap					488 Challenge EVO							
1	2:26.588	52.545	39.249	54.794		2:26.588							
2	3:00.499	1:00.255	59.526	1:00.718	143.6	5:27.087							
3	2:12.628	42.272	40.859	49.497	264.5	7:39.715							
4	3:11.004	1:05.354	1:03.661	1:01.989	107.1	10:50.719							
5	2:49.593	56.079	56.729	56.785	160.6	13:40.312							
6	1:56.367	39.986	36.396	39.985	264.5	15:36.679							
7	1:56.273	39.386	36.990	39.897	267.8	17:32.952							
8	<b>1:54.460</b>	<b>38.982</b>	<b>35.878</b>	<b>39.600</b>	267.8	19:27.412							
9	1:55.226	39.234	36.038	39.954	267.8	21:22.638							
10	1:55.583	39.631	35.963	39.989	263.2	23:18.221							
11	2:10.462	40.006	38.199	52.257	267.1	25:28.683							
12	3:13.009	1:00.939	1:11.043	1:01.027	149.3	28:41.692							
13	1:56.288	39.950	36.074	40.264	265.8	30:37.980							
<b>196</b>	<b>Michael SIMONCIC</b>												
	Baron Motorsport					488 Challenge EVO							
1	2:41.184	1:02.451	45.367	53.366		2:41.184							
2	2:54.836	1:00.461	59.139	55.236	162.5	5:36.020							
3	2:20.081	45.041	45.093	49.947	263.9	7:56.101							
4	3:09.159	1:04.756	1:03.661	1:00.742	131.9	11:05.260							
5	2:43.909	56.103	55.896	51.910	153.3	13:49.169							
6	2:03.108	41.942	39.385	41.781	263.2	15:52.277							
7	2:02.387	41.147	39.017	42.223	263.2	17:54.664							
8	2:01.132	40.396	38.633	42.103	263.2	19:55.796							
9	<b>1:57.452</b>	<b>39.226</b>	<b>37.373</b>	<b>40.853</b>	262.0	21:53.248							
10	2:02.781	40.782	37.973	44.026	265.2	23:56.029							
11	2:10.519	43.941	41.674	44.904	232.3	26:06.548							
12	2:47.045	43.862	1:02.483	1:00.700	258.2	28:53.593							
13	2:04.782	42.601	39.391	42.790	260.7	30:58.375							
<b>197</b>	<b>Josef SCHUMACHER</b>												
	Eberlein Automobile					488 Challenge EVO							
1	2:23.949	49.497	37.396	57.056		2:23.949							
2	3:01.272	1:00.652	59.862	1:00.758	136.9	5:25.221							
3	2:12.767	40.510	42.420	49.837	262.6	7:37.988							
4	3:10.867	1:05.229	1:03.525	1:02.113	125.0	10:48.855							
5	2:50.162	55.980	57.070	57.112	185.2	13:39.017							
6	1:56.728	39.978	36.721	40.029	260.7	15:35.745							
7	1:55.681	39.493	36.405	<b>39.783</b>	262.0	17:31.426							
8	1:55.541	39.258	36.441	39.842	262.6	19:26.967							
9	1:55.544	39.233	36.249	40.062	261.3	21:22.511							



**COPPA SHELL  
MUGELLO  
World Final**

**Sector Analysis**

— Invalidated Lap    ■ Personal Best    ■ Session Best    B Crossing the pit lane

Lap	Time	Sector 1	Sector 2	Sector 3	T.Sp	Elapsed	Lap	Time	Sector 1	Sector 2	Sector 3	T.Sp	Elapsed
10	1:54.699	38.797	35.777	40.125	264.5	23:17.210	3	2:17.333	44.026	44.204	49.103	267.1	7:53.866
11	2:09.076	39.247	36.190	53.639	261.3	25:26.286	4	3:10.276	1:05.944	1:03.366	1:00.966	116.9	11:04.142
12	3:14.207	1:01.185	1:11.580	1:01.442	145.9	28:40.493	5	2:44.026	55.597	56.167	52.262	142.3	13:48.168
13	1:56.378	39.627	36.266	40.485	261.3	30:36.871	6	2:01.914	42.071	38.527	41.316	264.5	15:50.082

**199** **Ingvar MATTSON** SWE  
Scuderia Autoropa 488 Challenge EVO

1	2:28.495	54.421	38.949	55.125		2:28.495
2	2:59.527	1:00.062	59.767	59.698	143.6	5:28.022
3	2:12.361	43.532	39.961	48.868	261.3	7:40.383
4	3:10.985	1:05.521	1:03.980	1:01.484	103.5	10:51.368
5	2:49.419	56.274	56.775	56.370	154.9	13:40.787
6	1:56.691	40.091	36.471	40.129	261.3	15:37.478
7	1:55.914	39.181	36.755	39.978	262.6	17:33.392
8	1:56.212	39.717	36.332	40.163	265.2	19:29.604
9	1:55.719	39.439	36.300	39.980	266.5	21:25.323
10	1:54.841	39.099	35.634	40.108	263.9	23:20.164
11	2:09.696	38.888	38.438	52.370	263.2	25:29.860
12	3:12.297	1:00.784	1:11.310	1:00.203	162.3	28:42.157
13	1:57.084	40.666	36.116	40.302	262.6	30:39.241

**311** **Manny FRANCO** USA  
Ferrari Lake Forest 488 Challenge EVO

1	2:22.846	48.436	36.818	57.592		2:22.846
2	3:01.155	1:00.081	59.924	1:01.150	137.6	5:24.001
3	2:13.584	39.775	43.561	50.248	266.5	7:37.585
4	3:10.326	1:04.472	1:03.969	1:01.885	127.8	10:47.911
5	2:49.944	55.538	57.515	56.891	190.4	13:37.855
6	1:55.793	39.285	36.394	40.114	267.1	15:33.648
7	1:52.760	38.534	34.770	39.456	266.5	17:26.408
8	1:55.613	39.067	36.532	40.014	268.4	19:22.021
9	1:53.677	38.863	35.150	39.664	263.9	21:15.698
10	1:56.012	39.846	36.300	39.866	263.9	23:11.710
11	2:10.457	38.850	35.122	56.485	267.1	25:22.167
12	3:15.055	1:01.690	1:11.701	1:01.664	130.8	28:37.222
13	1:55.006	39.193	35.995	39.818	267.1	30:32.228

**321** **Roy CARROLL** USA  
Foreign Cars Italia 488 Challenge EVO

1	2:27.131	52.915	39.908	54.308		2:27.131
2	3:00.669	1:00.647	59.598	1:00.424	139.0	5:27.800
3	2:20.421	48.661	42.830	48.930	260.7	7:48.221
4	3:11.594	1:06.243	1:03.613	1:01.738	99.2	10:59.815
5	2:45.770	55.323	55.803	54.644	147.1	13:45.585
6	1:59.973	41.028	38.010	40.935	260.7	15:45.558
7	1:59.967	40.769	37.814	41.384	260.1	17:45.525
8	1:58.833	40.711	37.382	40.740	258.9	19:44.358
9	1:59.379	40.057	38.291	41.031	259.5	21:43.737
10	1:57.131	39.592	36.778	40.761	262.0	23:40.868
11	2:00.622	40.211	38.397	42.014	262.6	25:41.490
12	3:06.852	56.953	1:09.728	1:00.171	261.3	28:48.342
13	1:58.004	40.620	36.993	40.391	263.9	30:46.346

**323** **Brett JACOBSON** USA  
Ferrari of Houston 488 Challenge EVO

1	2:41.900	1:03.128	45.205	53.567		2:41.900
2	2:54.633	1:00.360	59.307	54.966	172.8	5:36.533

7	2:02.924	42.245	39.238	41.441	267.8	17:53.006
8	1:59.658	39.893	38.454	41.311	264.5	19:52.664
9	1:59.975	41.189	37.903	40.883	266.5	21:52.639
10	1:56.371	39.057	36.288	41.026	263.2	23:49.010
11	2:03.768	39.895	40.769	43.104	261.3	25:52.778
12	2:57.560	49.135	1:08.619	59.806	262.6	28:50.338
13	1:58.128	40.505	36.933	40.690	265.8	30:48.466

**327** **Lisa CLARK** USA  
Ferrari of Beverly Hills 488 Challenge EVO

1	2:37.165	58.569	41.754	56.842		2:37.165
2	2:56.158	59.752	59.508	56.898	168.3	5:33.323
3	2:19.115	45.009	44.093	50.013	266.5	7:52.438
4	3:10.195	1:06.109	1:02.954	1:01.132	126.9	11:02.633
5	2:44.435	55.121	56.699	52.615	144.8	13:47.068
6	2:02.601	42.227	38.554	41.820	265.2	15:49.669
7	2:02.305	41.273	39.191	41.841	264.5	17:51.974
8	2:00.480	40.502	38.425	41.553	264.5	19:52.454
9	2:00.540	41.095	37.888	41.557	265.2	21:52.994
10	2:01.037	40.837	37.669	42.531	268.4	23:54.031
11	2:04.035	41.701	39.879	42.455	263.9	25:58.066
12	2:53.272	44.525	1:08.535	1:00.212	263.2	28:51.338
13	2:03.199	41.394	39.183	42.622	266.5	30:54.537

**331** **Luis PERUSQUIA** MEX  
Ferrari of Central Florida 488 Challenge EVO

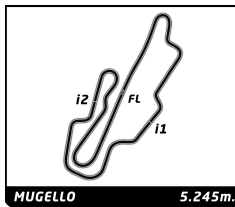
1	2:33.869	56.924	40.402	56.543		2:33.869
2	2:57.412	59.611	1:00.067	57.734	161.3	5:31.281
3	2:19.122	46.414	43.681	49.027	245.4	7:50.403
4	3:10.690	1:06.583	1:02.854	1:01.253	117.7	11:01.093
5	2:44.873	55.193	56.601	53.079	143.1	13:45.966
6	2:03.159	41.701	39.112	42.346	246.5	15:49.125
7	2:04.474	42.888	39.190	42.396	253.4	17:53.599
8	2:02.425	41.144	38.689	42.592	252.8	19:56.024
9	2:01.676	41.170	38.372	42.134	251.1	21:57.700
10	2:03.489	41.386	38.964	43.139	260.7	24:01.189
11	2:08.443	43.326	40.673	44.444	224.2	26:09.632
12	2:44.149	42.594	1:01.454	1:00.101	247.1	28:53.781
13	2:04.842	43.352	39.098	42.392	263.2	30:58.623

**332** **Yahn BERNIER** USA  
Ferrari of Seattle 488 Challenge EVO

1	2:23.433	48.932	37.324	57.177		2:23.433
2	3:01.002	1:00.201	59.787	1:01.014	134.7	5:24.435

**339** **John CERVINI** CAN  
Ferrari of Ontario 488 Challenge EVO

1	2:25.043	50.195	36.965	57.883		2:25.043
2	3:00.820	1:00.881	59.433	1:00.506	144.2	5:25.863
3	2:13.062	40.328	42.819	49.915	264.5	7:38.925
4	3:10.865	1:05.353	1:03.556	1:01.956	112.8	10:49.790
5	2:49.801	55.979	57.086	56.736	164.7	13:39.591
6	1:56.578	39.844	36.626	40.108	263.2	15:36.169



**COPPA SHELL  
MUGELLO**  
World Final

Sector Analysis

_ Invalidated Lap							■ Personal Best		■ Session Best		■ Crossing the pit lane		
Lap	Time	Sector 1	Sector 2	Sector 3	T.Spd	Elapsed	Lap	Time	Sector 1	Sector 2	Sector 3	T.Spd	Elapsed
<b>341</b> Jeffrey NUNBERG							USA						
Ferrari of Central New Jersey							488 Challenge EVO						
1	2:40.251	1:00.503	43.400	56.348		2:40.251							
2	2:54.846	1:00.263	58.876	55.707	168.0	5:35.097							
3	2:23.561	48.357	45.313	49.891	263.9	7:58.658							
4	3:08.584	1:03.961	1:03.186	1:01.437	138.0	11:07.242							
5	2:43.408	55.435	56.419	51.554	167.8	13:50.650							
6	2:04.234	42.876	38.835	42.523	262.0	15:54.884							
7	2:01.896	41.670	38.322	41.904	260.7	17:56.780							
8	2:01.070	40.951	38.198	41.921	262.6	19:57.850							
9	2:00.829	41.047	37.953	41.829	262.6	21:58.679							
10	2:03.293	41.414	38.704	43.175	263.2	24:01.972							
11	2:12.371	44.382	42.318	45.671	249.9	26:14.343							
12	2:40.114	41.873	58.093	1:00.148	259.5	28:54.457							
13	2:04.681	43.214	39.250	42.217	265.8	30:59.138							
<b>369</b> Todd COLEMAN							USA						
Ferrari of Denver							488 Challenge EVO						
1	2:19.758	46.151	36.266	57.341		2:19.758							
2	3:00.428	59.416	1:00.070	1:00.942	139.7	5:20.186							
3	2:14.155	39.600	43.398	51.157	268.4	7:34.341							
4	3:08.730	1:04.440	1:03.533	1:00.757	168.6	10:43.071							
5	2:51.648	56.928	57.947	56.773	200.6	13:34.719							
6	1:53.527	39.199	35.418	38.910	268.4	15:28.246							
7	1:52.540	38.480	35.134	38.926	267.8	17:20.786							
8	1:54.114	38.894	35.877	39.343	268.4	19:14.900							
9	1:54.454	38.930	35.564	39.960	267.1	21:09.354							
10	1:54.499	39.073	35.786	39.640	266.5	23:03.853							
11	2:17.478	39.076	36.162	1:02.240	265.8	25:21.331							
12	3:15.281	1:01.973	1:11.574	1:01.734	129.0	28:36.612							
13	1:54.941	39.525	35.890	39.526	268.4	30:31.553							
<b>513</b> Kirk BAERWALDT							SGP						
Blackbird Concessionnaires							488 Challenge EVO						
1	2:39.215	1:00.113	43.050	56.052		2:39.215							
2	2:55.089	59.768	59.216	56.105	171.5	5:34.304							
3	2:18.954	45.601	44.936	48.417	265.2	7:53.258							
4	3:10.167	1:05.832	1:03.326	1:01.009	126.0	11:03.425							
5	2:44.041	55.631	56.076	52.334	145.0	13:47.466							
6	2:01.848	42.224	38.615	41.009	265.8	15:49.314							
7	1:58.974	40.314	37.913	40.747	265.2	17:48.288							
8	1:57.758	40.399	37.236	40.123	267.1	19:46.046							
9	1:55.696	39.219	36.433	40.044	263.9	21:41.742							
10	1:57.592	39.681	37.302	40.609	265.2	23:39.334							
11	1:59.851	39.790	38.610	41.451	261.3	25:39.185							
12	3:08.321	57.437	1:10.170	1:00.714	209.9	28:47.506							
13	1:58.266	40.519	37.132	40.615	263.9	30:45.772							
<b>525</b> Jae Sung PARK							KOR						
Forza Motor Korea							488 Challenge EVO						
1	2:29.598	54.207	39.152	56.239		2:29.598							
2	2:59.143	59.933	59.501	59.709	139.4	5:28.741							
3	2:12.697	44.190	40.307	48.200	262.6	7:41.438							
4	3:11.100	1:05.753	1:03.653	1:01.694	97.9	10:52.538							
5	2:49.144	56.295	56.704	56.145	164.5	13:41.682							
6	1:58.532	40.825	36.969	40.738	261.3	15:40.214							
7	1:57.743	40.480	36.767	40.496	252.3	17:37.957							
8	1:56.040	39.726	36.173	40.141	263.2	19:33.997							
9	1:55.387	39.234	36.049	40.104	263.2	21:29.384							
10	1:55.883	39.465	36.335	40.083	263.9	23:25.267							
11	2:06.181	38.789	37.207	50.185	263.2	25:31.448							
12	3:11.678	1:00.914	1:10.905	59.859	167.5	28:43.126							
13	1:58.018	41.039	36.725	40.254	264.5	30:41.144							
<b>387</b> Jeremy CLARKE							USA						
Ferrari of Beverly Hills							488 Challenge EVO						
1	2:35.182	58.760	39.425	56.997		2:35.182							
2	2:56.534	1:00.048	59.958	56.528	168.3	5:31.716							
3	2:12.763	42.507	40.983	49.273	265.8	7:44.479							
4	3:09.985	1:05.602	1:03.013	1:01.370	98.0	10:54.464							
5	2:47.907	56.346	56.373	55.188	147.5	13:42.371							
6	1:57.863	40.585	36.670	40.608	265.8	15:40.234							
7	1:53.457	38.628	35.185	39.644	262.6	17:33.691							
8	1:56.062	39.696	36.533	39.833	267.8	19:29.753							
9	1:54.509	38.828	35.919	39.762	268.4	21:24.262							
10	1:54.124	38.467	35.776	39.881	263.2	23:18.386							
11	2:09.237	39.274	37.032	52.931	268.4	25:27.623							
12	3:13.229	1:01.027	1:11.140	1:01.062	156.7	28:40.852							
13	1:56.066	39.648	36.174	40.244	265.2	30:36.918							