


COPPA SHELL MUGELLO Race 2

Sector Analysis

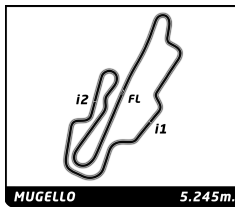
_ Invalidated Lap

 Personal Best

 Session Best

 Crossing the pit lane

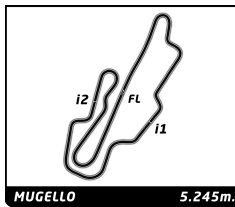
Lap	Time	Sector 1	Sector 2	Sector 3	T.Spd	Elapsed	Lap	Time	Sector 1	Sector 2	Sector 3	T.Spd	Elapsed		
101	Paolo SCUDIERY ITA							118	James WEILAND USA						
	Sa.Mo.Car 488 Challenge EVO								Rossocorsa 488 Challenge EVO						
1	2:15.605	52.445	40.513	42.647		2:15.605	1	2:05.903	47.273	37.959	40.671		2:05.903		
2	2:14.322	42.703	43.815	47.804	266.5	4:29.927	2	2:10.743	40.669	43.682	46.392	267.1	4:16.646		
3	3:12.368	1:01.709	1:05.974	1:04.685	152.7	7:42.295	3	3:16.254	1:01.327	1:06.368	1:08.559	126.9	7:32.900		
4	2:01.342	41.358	37.375	42.609	267.1	9:43.637									
5	2:22.030	42.923	42.007	57.100	261.3	12:05.667									
6	2:50.117	58.046	47.485	1:04.586	103.6	14:55.784									
7	2:46.849	52.662	1:00.256	53.931	173.4	17:42.633									
8	1:58.372	40.100	37.379	40.893	267.1	19:41.005									
9	1:58.109	40.052	37.067	40.990	267.8	21:39.114									
10	1:57.322	39.520	36.904	40.898	267.1	23:36.436									
11	1:57.685	39.600	36.954	41.131	267.1	25:34.121									
102	Claudio SCHIAVONI ITA							119	Paul ROGERS GBR						
	Scuderia Niki - Iron Lynx 488 Challenge EVO								JCT600 Brooklands 488 Challenge EVO						
1	2:07.168	48.407	38.147	40.614		2:07.168	1	2:21.517	57.879	40.596	43.042		2:21.517		
2	2:10.624	40.904	43.400	46.320	271.1	4:17.792	2	2:16.083	45.244	43.585	47.254	262.0	4:37.600		
3	3:16.030	1:01.551	1:06.814	1:07.665	122.6	7:33.822	3	3:11.148	1:04.535	1:04.583	1:02.030	169.3	7:48.748		
4	1:58.825	40.037	36.502	42.286	262.6	9:32.647	4	2:05.137	42.688	38.225	44.224	258.2	9:53.885		
5	2:18.861	39.358	41.857	57.646	267.1	11:51.508	5	2:22.359	42.685	43.123	56.551	259.5	12:16.244		
6	2:49.476	57.523	48.547	1:03.406	119.6	14:40.984	6	2:47.274	56.121	48.454	1:02.699	128.1	15:03.518		
7	2:53.669	55.779	59.274	58.616	207.9	17:34.653	7	2:45.276	56.394	57.037	51.845	128.5	17:48.794		
8	1:57.060	39.836	36.615	40.609	271.8	19:31.713	8	2:01.883	41.473	39.486	40.924	260.1	19:50.677		
9	1:55.344	39.356	35.883	40.105	267.8	21:27.057	9	1:58.457	39.586	37.163	41.708	261.3	21:49.134		
10	1:55.315	39.078	36.126	40.111	272.5	23:22.372	10	1:58.666	40.146	37.337	41.183	263.2	23:47.800		
11	1:55.651	39.419	36.036	40.196	273.2	25:18.023	11	1:58.632	40.052	37.218	41.362	262.0	25:46.432		
107	Jonathan SATCHELL GBR							121	Peter CHRISTENSEN DNK						
	HR Owen 488 Challenge EVO								Formula Racing 488 Challenge EVO						
1	2:19.248	54.830	41.189	43.229		2:19.248	1	2:19.654	56.304	40.763	42.587		2:19.654		
2	2:14.024	42.929	43.813	47.282	266.5	4:33.272	2	2:14.638	43.232	43.829	47.577	268.4	4:34.292		
3	3:12.517	1:03.367	1:05.010	1:04.140	181.8	7:45.789	3	3:11.672	1:03.149	1:05.000	1:03.523	190.1	7:45.964		
4	2:03.057	41.942	37.856	43.259	265.2	9:48.846	4	2:00.715	40.689	36.970	43.056	267.1	9:46.679		
5	2:23.126	42.855	42.693	57.578	251.1	12:11.972	5	2:22.728	42.961	42.785	56.982	264.5	12:09.407		
6	2:48.200	57.231	47.965	1:03.004	102.6	15:00.172	6	2:49.042	57.919	47.231	1:03.892	103.0	14:58.449		
7	2:46.264	54.897	58.351	53.016	188.4	17:46.436	7	2:46.352	53.957	59.083	53.312	193.1	17:44.801		
8	1:59.383	40.800	37.368	41.215	265.2	19:45.819	8	1:57.584	40.337	36.583	40.664	269.8	19:42.385		
9	1:58.098	40.110	37.252	40.736	263.2	21:43.917	9	1:57.232	39.625	36.905	40.702	270.4	21:39.617		
10	1:58.192	39.959	37.154	41.079	264.5	23:42.109	10	1:57.348	40.233	36.656	40.459	273.2	23:36.965		
11	1:59.044	40.260	37.336	41.448	264.5	25:41.153	11	1:57.699	40.364	36.349	40.986	266.5	25:34.664		
109	Ernst KIRCHMAYR AUT							126	Joakim OLANDER SWE						
	Baron Motorsport 488 Challenge EVO								Scuderia Autoropa 488 Challenge EVO						
1	2:03.905	46.366	37.125	40.414		2:03.905	1	2:08.582	49.091	38.685	40.806		2:08.582		
2	2:09.938	39.443	43.656	46.839		4:13.843	2	2:10.801	41.218	43.865	45.718	270.4	4:19.383		
3	3:17.227	1:00.165	1:06.535	1:10.527	125.1	7:31.070	3	3:16.010	1:02.051	1:06.597	1:07.362	131.0	7:35.393		
4	1:55.481	39.352	36.391	39.738	266.5	9:26.551	4	1:58.070	40.200	36.993	40.877	270.4	9:33.463		
5	2:21.842	38.923	45.244	57.675	262.6	11:48.393	5	2:20.169	39.651	42.550	57.968	269.8	11:53.632		
6	2:47.802	57.423	47.791	1:02.588	133.7	14:36.195	6	2:50.318	56.987	49.346	1:03.985	123.4	14:43.950		
7	2:56.649	56.353	1:00.569	59.727	186.5	17:32.844	7	2:52.092	54.398	59.983	57.711	185.5	17:36.042		
8	1:55.306	39.263	36.286	39.757	271.1	19:28.150	8	1:56.793	39.940	36.929	39.924	271.1	19:32.835		
9	1:54.161	39.041	35.612	39.508	263.9	21:22.311	9	1:55.755	39.293	36.490	39.972	273.2	21:28.590		
10	1:55.980	39.479	36.314	40.187	267.8	23:18.291	10	1:55.469	39.196	36.397	39.876	272.5	23:24.059		
11	1:56.391	39.772	36.567	40.052	265.8	25:14.682	11	1:55.476	38.964	36.705	39.807	271.1	25:19.535		
127	Tommy LINDROTH SWE							127	Tommy LINDROTH SWE						
	Baron Motorsport 488 Challenge EVO								Baron Motorsport 488 Challenge EVO						
1	2:12.114	50.556	39.273	42.285		2:12.114	1	2:12.114	50.556	39.273	42.285		2:12.114		
2	2:11.242	40.673	45.012	45.557	267.1	4:23.356	2	2:11.242	40.673	45.012	45.557	267.1	4:23.356		
3	3:15.388	1:02.363	1:05.748	1:07.277	146.5	7:38.744	3	3:15.388	1:02.363	1:05.748	1:07.277	146.5	7:38.744		
4	1:59.251	40.031	37.186	42.034	263.9	9:37.995	4	1:59.251	40.031	37.186	42.034	263.9	9:37.995		
5	2:19.096	41.329	41.261	56.506	262.6	11:57.091	5	2:19.096	41.329	41.261	56.506	262.6	11:57.091		
6	2:50.603	57.871	48.832	1:03.900	126.9	14:47.694	6	2:50.603	57.871	48.832	1:03.900	126.9	14:47.694		



COPPA SHELL MUGELLO Race 2

Sector Analysis

_ Invalidated Lap							■ Personal Best							■ Session Best							B Crossing the pit lane													
Lap	Time	Sector 1	Sector 2	Sector 3	T.Spd	Elapsed	Lap	Time	Sector 1	Sector 2	Sector 3	T.Spd	Elapsed	Lap	Time	Sector 1	Sector 2	Sector 3	T.Spd	Elapsed	Lap	Time	Sector 1	Sector 2	Sector 3	T.Spd	Elapsed							
7	2:50.897	53.808	59.757	57.332	203.6	17:38.591	8	2:04.161	42.123	39.549	42.489	263.9	19:56.084	9	2:03.152	41.017	39.574	42.561	267.8	21:59.236	10	2:05.731	43.070	39.860	42.801	248.2	24:04.967	11	2:01.497	42.007	38.209	41.281	255.8	26:06.464
8	1:58.897	40.854	37.375	40.668	265.8	19:37.488	9	2:03.152	41.017	39.574	42.561	267.8	21:59.236	10	2:05.731	43.070	39.860	42.801	248.2	24:04.967	11	2:01.497	42.007	38.209	41.281	255.8	26:06.464							
9	1:57.657	40.264	36.683	40.710	267.8	21:35.145	10	2:05.731	43.070	39.860	42.801	248.2	24:04.967	11	2:01.497	42.007	38.209	41.281	255.8	26:06.464														
10	1:56.834	39.235	36.727	40.872	267.1	23:31.979	11	2:01.497	42.007	38.209	41.281	255.8	26:06.464																					
11	1:57.841	39.656	37.230	40.955	266.5	25:29.820																												
128	Christian KINCH	SWE					150	Werner GENTER	DEU																									
Formula Racing						488 Challenge EVO	Moll Sportwagen Hannover						488 Challenge EVO																					
1	2:12.867	51.152	39.319	42.396		2:12.867	1	2:18.073	53.697	41.100	43.276		2:18.073																					
2	2:12.453	41.037	45.102	46.314	269.1	4:25.320	2	2:14.284	43.601	43.502	47.181	269.1	4:32.357																					
3	3:14.085	1:01.593	1:06.432	1:06.060	149.1	7:39.405	3	3:12.737	1:02.947	1:05.377	1:04.413	181.5	7:45.094																					
4	1:59.203	40.350	37.146	41.707	268.4	9:38.608	4	2:01.002	41.223	36.890	42.889	266.5	9:46.096																					
5	2:19.484	41.741	40.878	56.865	267.1	11:58.092	5	2:21.782	42.995	42.119	56.668	265.8	12:07.878																					
6	2:50.683	58.110	48.604	1:03.969	127.0	14:48.775	6	2:49.766	58.574	46.856	1:04.336	94.3	14:57.644																					
7	2:50.073	53.581	59.686	56.806	197.7	17:38.848	7	2:46.636	53.569	59.501	53.566	174.5	17:44.280																					
8	1:57.791	40.073	37.056	40.662	267.8	19:36.639	8	1:59.156	41.494	36.914	40.748	269.1	19:43.436																					
9	1:56.827	39.642	36.821	40.364	269.1	21:33.466	9	1:58.060	40.226	37.296	40.538	269.8	21:41.496																					
10	1:57.029	39.553	36.827	40.649	270.4	23:30.495	10	1:58.327	40.136	36.679	41.512	269.1	23:39.823																					
11	1:57.282	40.298	36.808	40.176	271.1	25:27.777	11	1:57.731	40.109	36.777	40.845	271.1	25:37.554																					
132	Henrik KAMSTRUP	DNK					155	Laurent DE MEEUS	BEL																									
Formula Racing						488 Challenge EVO	HR Owen - FF Corse						488 Challenge EVO																					
1	2:17.051	53.444	40.647	42.960		2:17.051	1	2:04.577	46.615	37.199	40.763		2:04.577																					
2	2:14.515	43.613	43.601	47.301	272.5	4:31.566	2	2:09.819	39.538	43.336	46.945	268.4	4:14.396																					
3	3:13.023	1:02.432	1:06.023	1:04.568	156.0	7:44.589	3	3:16.902	1:00.403	1:06.580	1:09.919	123.3	7:31.298																					
4	2:00.552	41.049	36.787	42.716	270.4	9:45.141	4	1:56.076	39.586	36.211	40.279	264.5	9:27.374																					
5	2:21.538	42.773	41.788	56.977	266.5	12:06.679	5	2:21.720	38.691	45.082	57.947	267.1	11:49.094																					
6	2:50.260	58.564	47.144	1:04.552	95.9	14:56.939	6	2:48.341	57.200	48.260	1:02.881	126.6	14:37.435																					
7	2:46.523	53.650	59.122	53.751	195.5	17:43.462	7	2:55.655	55.989	1:00.242	59.424	195.5	17:33.090																					
8	1:59.286	40.706	37.063	41.517	269.8	19:42.748	8	1:56.241	40.029	36.282	39.930	267.8	19:29.331																					
9	1:57.513	39.940	37.127	40.446	271.8	21:40.261	9	1:55.374	39.343	36.109	39.922	269.1	21:24.705																					
10	1:57.253	40.499	36.537	40.217	273.2	23:37.514	10	1:55.641	39.483	36.063	40.095	270.4	23:20.346																					
11	1:58.428	40.546	37.314	40.568	273.2	25:35.942	11	1:56.532	39.781	36.432	40.319	270.4	25:16.878																					
136	Alexander NUSSBAUMER	AUT					161	Thomas GOSTNER	ITA																									
Gohm Motorsport						488 Challenge EVO	CDP - MP Racing						488 Challenge EVO																					
1	2:02.920	45.264	37.051	40.605		2:02.920	1	2:09.284	49.316	38.899	41.069		2:09.284																					
2	2:08.248	39.763	39.738	48.747	267.8	4:11.168	2	2:10.438	41.491	43.854	45.093	271.1	4:19.722																					
3	3:17.939	1:01.622	1:05.463	1:10.854	114.1	7:29.107	3	3:16.993	1:02.378	1:06.740	1:07.875	135.9	7:36.715																					
4	1:55.563	40.122	35.927	39.514	266.5	9:24.670	4	1:57.092	39.483	36.827	40.782	267.8	9:33.807																					
5	2:22.069	39.101	42.181	1:00.787	269.1	11:46.739	5	2:20.708	39.738	43.237	57.733	265.8	11:54.515																					
6	2:47.552	56.379	49.126	1:02.047	134.1	14:34.291	6	2:50.621	57.092	49.068	1:04.461	126.7	14:45.136																					
7	2:58.180	56.844	1:00.819	1:00.517	154.0	17:32.471	7	2:51.700	53.888	1:00.055	57.757	223.7	17:36.836																					
8	1:55.265	39.414	36.068	39.783	266.5	19:27.736	8	1:56.449	39.718	36.701	40.030	270.4	19:33.285																					
9	1:55.533	39.831	35.767	39.935	269.1	21:23.269	9	1:55.499	39.164	36.642	39.693	273.9	21:28.784																					
10	1:55.245	38.901	36.312	40.032	267.1	23:18.514	10	1:55.673	39.215	36.562	39.896	272.5	23:24.457																					
11	1:56.599	40.053	36.478	40.068	266.5	25:15.113	11	1:55.985	38.917	36.806	40.262	272.5	25:20.442																					
140	Giuseppe FRASCARO	CHE					163	Renè MATERA	CZE																									
Kessel Racing						488 Challenge EVO	Scuderia Praha						488 Challenge EVO																					
1	2:30.847	59.113	46.197	45.537		2:30.847	1	2:20.041	55.392	40.976	43.673		2:20.041																					
2	2:19.689	47.173	45.786	46.730	255.2	4:50.536	2	2:15.727	44.636	43.563	47.528	267.1	4:35.768																					
3	3:01.653	58.045	1:02.286	1:01.322	249.4	7:52.189	3	3:12.187	1:04.129	1:04.230	1:03.828	163.0	7:47.955																					
4	2:11.341	44.367	41.437	45.537	258.2	10:03.530	4	2:04.191	42.214	38.799	43.178	265.2	9:52.146																					
5	2:20.211	43.983	43.295	52.933	262.0	12:23.741	5	2:20.275	42.611	40.204	57.460	257.6	12:12.421																					
6	2:43.131	52.335	49.139	1:01.657	176.2	15:06.872	6	2:48.373	57.460	47.836	1:03.077	110.9	15:00.794																					
7	2:45.051	57.836	56.238	50.977	106.0	17:51.923	7	2:46.563	55.287	57.844	53.432	183.3	17:47.357																					
							8	1:58.847	40.436	37.887	40.524	265.8	19:46.204																					




COPPA SHELL MUGELLO Race 2

Sector Analysis

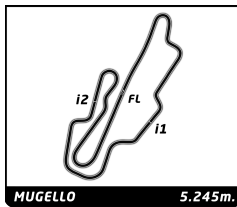
_ Invalidated Lap

 Personal Best

 Session Best

 Crossing the pit lane

Lap	Time	Sector 1	Sector 2	Sector 3	T.Spd	Elapsed	Lap	Time	Sector 1	Sector 2	Sector 3	T.Spd	Elapsed
172 Giuseppe RAMELLI ITA Rossocorsa - Pellin Racing 488 Challenge EVO													
9	1:58.365	40.589	37.376	40.400	267.1	21:44.569	4	1:56.543	40.215	36.665	39.663	267.1	9:25.927
10	1:59.534	40.016	38.669	40.849	266.5	23:44.103	5	2:21.689	39.126	42.139	1:00.424	268.4	11:47.616
11	1:57.866	39.903	37.208	40.755	265.8	25:41.969	6	2:47.598	56.958	48.522	1:02.118	140.3	14:35.214
1	2:04.887	46.844	37.731	40.312		2:04.887	7	2:57.386	56.660	1:00.633	1:00.093	156.4	17:32.600
2	2:10.170	39.891	43.420	46.859	270.4	4:15.057	8	1:56.487	40.239	36.267	39.981	264.5	19:29.087
3	3:16.801	1:00.332	1:06.985	1:09.484	131.5	7:31.858	9	1:55.351	39.365	36.108	39.878	270.4	21:24.438
1	2:13.625	51.851	40.381	41.393		2:13.625	10	1:55.431	39.318	36.202	39.911	269.8	23:19.869
2	2:14.170	42.638	44.421	47.111	269.8	4:27.795	11	1:56.164	39.459	36.541	40.164	269.8	25:16.033
3	3:13.292	1:01.439	1:05.606	1:06.247	136.2	7:41.087	183 Christian HERDT-WIPPER DEU Saggio München 488 Challenge EVO						
4	1:59.209	40.492	36.498	42.219	265.2	9:40.296	1	2:06.132	47.529	37.994	40.609		2:06.132
5	2:21.316	43.293	41.429	56.594	268.4	12:01.612	2	2:10.905	40.982	43.481	46.442	265.2	4:17.037
6	2:50.904	58.245	47.820	1:04.839	115.4	14:52.516	3	3:16.315	1:01.542	1:06.626	1:08.147	125.3	7:33.352
7	2:48.363	52.712	59.981	55.670	194.8	17:40.879	4	1:58.691	39.851	36.134	42.706	269.8	9:32.043
8	1:58.214	39.742	37.819	40.653	267.1	19:39.093	5	2:18.709	39.200	41.942	57.567	261.3	11:50.752
9	1:57.545	39.653	37.022	40.870	269.8	21:36.638	6	2:49.256	57.273	48.504	1:03.479	119.3	14:40.008
10	1:57.759	39.573	37.029	41.157	269.8	23:34.397	7	2:54.090	55.651	59.322	59.117	182.7	17:34.098
11	1:57.684	40.136	36.589	40.959	266.5	25:32.081	8	1:56.332	39.797	36.558	39.977	270.4	19:30.430
177 Fons SCHELTEMA NLD Kessel Racing 488 Challenge EVO							196 Michael SIMONCIC AUT Baron Motorsport 488 Challenge EVO						
1	2:02.626	44.972	37.031	40.623		2:02.626	1	2:23.200	59.848	40.721	42.631		2:23.200
2	2:08.069	39.626	39.463	48.980	267.1	4:10.695	2	2:17.216	45.473	43.945	47.798	267.1	4:40.416
3	3:18.124	1:01.400	1:05.499	1:11.225	110.5	7:28.819	3	3:10.188	1:04.868	1:03.252	1:02.068	159.6	7:50.604
4	1:55.402	39.980	35.851	39.571	267.8	9:24.221	4	2:06.110	42.521	38.508	45.081	265.2	9:56.714
5	2:21.737	39.225	41.768	1:00.744	269.1	11:45.958	5	2:23.302	43.304	42.384	57.614	257.6	12:20.016
6	2:47.601	56.327	49.243	1:02.031	127.2	14:33.559	6	2:45.690	54.362	49.024	1:02.304	137.3	15:05.706
7	2:58.421	56.795	1:01.071	1:00.555	160.6	17:31.980	7	2:44.879	56.581	56.620	51.678	123.7	17:50.585
8	1:55.545	39.603	35.938	40.004	268.4	19:27.525	8	2:02.408	40.667	39.859	41.882	267.1	19:52.993
9	1:54.648	39.062	35.864	39.722	269.1	21:22.173	9	1:55.728	39.024	36.282	40.422	269.8	21:48.721
10	1:56.055	39.250	36.337	40.468	270.4	23:18.228	10	1:56.910	39.431	36.942	40.537	265.8	23:45.631
11	1:56.440	39.634	36.374	40.432	267.1	25:14.668	11	1:58.173	39.732	37.180	41.261	263.9	25:43.804
181 Maurizio PITORRI ITA CDP - Best Lap 488 Challenge EVO							197 Josef SCHUMACHER DEU Eberlein Automobile 488 Challenge EVO						
1	2:08.006	48.805	38.388	40.813		2:08.006	1	2:15.055	52.708	40.591	41.756		2:15.055
2	2:10.948	41.174	43.942	45.832	267.1	4:18.954	2	2:14.076	42.133	44.440	47.503	265.8	4:29.131
3	3:15.726	1:01.686	1:06.322	1:07.718	129.0	7:34.680	3	3:12.727	1:01.827	1:05.745	1:05.155	137.4	7:41.858
4	1:58.134	40.427	36.360	41.347	268.4	9:32.814	4	1:59.704	40.895	37.080	41.729	265.2	9:41.562
5	2:19.918	39.735	42.097	58.086	265.8	11:52.732	5	2:22.891	43.978	42.464	56.449	261.3	12:04.453
6	2:49.561	57.212	49.088	1:03.261	114.2	14:42.293	6	2:50.276	58.016	47.807	1:04.453	102.8	14:54.729
7	2:52.917	55.318	59.340	58.259	191.1	17:35.210	7	2:47.383	52.810	1:00.327	54.246	163.7	17:42.112
8	1:56.533	39.896	36.449	40.188	269.1	19:31.743	8	1:58.214	40.045	37.252	40.917	266.5	19:40.326
9	1:54.398	38.763	36.163	39.472	265.8	21:26.141	9	1:57.233	39.682	37.200	40.351	267.1	21:37.559
10	1:55.566	39.446	36.345	39.775	271.1	23:21.707	10	1:56.628	39.418	36.688	40.522	267.1	23:34.187
11	1:55.657	39.549	35.966	40.142	271.8	25:17.364	11	1:56.957	39.751	36.627	40.579	264.5	25:31.144
182 Willem VAN DER VORM MCO Scuderia Monte-Carlo 488 Challenge EVO							311 Manny FRANCO USA Ferrari Lake Forest 488 Challenge EVO						
1	2:03.167	46.197	36.747	40.223		2:03.167	1	2:16.217	54.509	39.962	41.746		2:16.217
2	2:09.502	39.945	40.397	49.160	271.1	4:12.669	2	2:14.387	43.024	43.630	47.733	269.8	4:30.604
3	3:16.715	1:00.638	1:06.087	1:09.990	124.4	7:29.384	3	3:12.003	1:01.627	1:06.248	1:04.128	158.9	7:42.607
							4	1:58.297	41.086	36.359	40.852	270.4	9:40.904




COPPA SHELL MUGELLO Race 2

Sector Analysis

_ Invalidated Lap

 Personal Best

 Session Best

 Crossing the pit lane

Lap	Time	Sector 1	Sector 2	Sector 3	T.Spd	Elapsed	Lap	Time	Sector 1	Sector 2	Sector 3	T.Spd	Elapsed
5	2:22.180	43.932	42.390	55.858	271.8	12:03.084	6	2:47.994	56.783	47.777	1:03.434	114.7	15:02.232
6	2:50.901	58.509	47.832	1:04.560	109.7	14:53.985	7	2:45.048	55.413	57.865	51.770	151.0	17:47.280
7	2:47.419	52.711	1:00.148	54.560	177.1	17:41.404	8	2:05.381	42.722	40.207	42.452	258.2	19:52.661
8	1:56.401	39.445	36.827	40.129	270.4	19:37.805	9	2:06.190	42.878	40.149	43.163	256.4	21:58.851
9	1:56.167	39.135	36.796	40.236	272.5	21:33.972	10	2:05.624	41.989	39.659	43.976	262.6	24:04.475
10	1:56.775	39.768	36.491	40.516	273.9	23:30.747	11	2:06.763	42.908	40.384	43.471	259.5	26:11.238
11	1:55.969	39.609	36.705	39.655	270.4	25:26.716							

321 Roy CARROLL USA						
Foreign Cars Italia			488 Challenge EVO			
1	2:20.891	56.155	41.599	43.137		2:20.891
2	2:15.783	44.400	43.733	47.650	262.6	4:36.674
3	3:11.900	1:04.104	1:04.216	1:03.580	163.7	7:48.574
4	2:04.774	42.163	38.415	44.196	263.9	9:53.348
5	2:22.209	42.388	43.294	56.527	261.3	12:15.557
6	2:47.342	56.224	48.161	1:02.957	126.0	15:02.899
7	2:44.943	55.818	57.412	51.713	134.6	17:47.842
8	1:59.018	41.562	36.806	40.650	267.8	19:46.860
9	1:58.722	40.373	37.472	40.877	266.5	21:45.582
10	1:57.269	39.758	37.085	40.426	265.2	23:42.851
11	1:58.686	40.175	37.011	41.500	265.8	25:41.537

323 Brett JACOBSON USA						
Ferrari of Houston			488 Challenge EVO			
1	2:16.578	53.125	40.574	42.879		2:16.578
2	2:14.575	43.380	43.638	47.557	266.5	4:31.153
3	3:12.622	1:01.677	1:06.419	1:04.526	163.5	7:43.775
4	2:00.633	40.517	37.310	42.806	262.6	9:44.408
5	2:21.744	42.650	42.232	56.862	261.3	12:06.152
6	2:50.268	58.161	47.372	1:04.735	103.4	14:56.420
7	2:46.798	52.834	59.907	54.057	179.4	17:43.218
8	1:58.593	40.475	36.901	41.217	267.8	19:41.811
9	1:57.629	39.833	36.974	40.822	266.5	21:39.440
10	1:57.528	40.163	36.568	40.797	270.4	23:36.968
11	1:57.320	39.682	36.828	40.810	264.5	25:34.288

327 Lisa CLARK USA						
Ferrari of Beverly Hills			488 Challenge EVO			
1	2:13.171	B 58.102				2:13.171
2	2:29.784	58.304	44.039	47.441	135.7	4:42.955
3	3:08.200	1:04.299	1:02.461	1:01.440	208.3	7:51.155
4	2:08.522	42.967	39.306	46.249		9:59.677
5	2:22.750	43.737	41.306	57.707		12:22.427
6	2:43.959	52.816	48.888	1:02.255		15:06.386
7	2:44.905	57.036	56.195	51.674		17:51.291
8	2:02.686	41.513	39.176	41.997		19:53.977
9	2:05.050	42.273	40.047	42.730		21:59.027
10	2:05.659	42.799	39.329	43.531		24:04.686
11	2:01.511	40.910	39.045	41.556		26:06.197

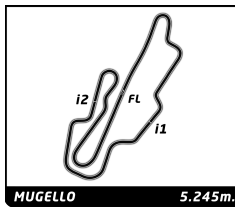
331 Luis PERUSQUIA MEX						
Ferrari of Central Florida			488 Challenge EVO			
1	2:20.845	55.633	41.398	43.814		2:20.845
2	2:16.291	44.998	43.975	47.318	259.5	4:37.136
3	3:10.219	1:04.383	1:04.354	1:01.482	179.1	7:47.355
4	2:03.988	42.197	38.406	43.385	253.4	9:51.343
5	2:22.895	43.951	42.765	56.179	227.0	12:14.238

332 Yahn BERNIER USA						
Ferrari of Seattle			488 Challenge EVO			
1	2:10.604	49.938	39.038	41.628		2:10.604
2	2:11.735	41.283	44.899	45.553	267.8	4:22.339
3	3:15.534	1:02.459	1:05.929	1:07.146	137.8	7:37.873
4	1:58.841	40.143	37.123	41.575	270.4	9:36.714
5	2:19.197	41.079	42.030	56.088	266.5	11:55.911
6	2:50.835	58.210	48.637	1:03.988	125.1	14:46.746
7	2:51.099	53.734	1:00.195	57.170	214.0	17:37.845
8	1:58.373	40.150	37.685	40.538	271.8	19:36.218
9	1:56.916	39.689	36.860	40.367	269.1	21:33.134
10	1:57.073	39.540	36.864	40.669	268.4	23:30.207
11	1:58.456	39.706	38.332	40.418	267.8	25:28.663

339 John CERVINI CAN						
Ferrari of Ontario			488 Challenge EVO			
1	2:09.800	49.629	38.896	41.275		2:09.800
2	2:11.480	41.140	45.108	45.232	267.8	4:21.280
3	3:16.209	1:02.666	1:06.081	1:07.462	134.9	7:37.489
4	1:57.476	39.799	36.413	41.264	265.2	9:34.965
5	2:20.463	40.383	43.458	56.622	264.5	11:55.428
6	2:50.880	57.705	48.929	1:04.246	125.5	14:46.308
7	2:51.194	53.691	1:00.307	57.196	201.0	17:37.502
8	1:56.568	39.877	36.822	39.869	267.1	19:34.070
9	1:55.159	39.170	36.310	39.679	268.4	21:29.229
10	1:55.616	39.444	36.474	39.698	269.8	23:24.845
11	1:55.847	39.273	36.592	39.982	269.8	25:20.692

341 Jeffrey NUNBERG USA						
Ferrari of Central New Jersey			488 Challenge EVO			
1	2:22.327	58.000	41.279	43.048		2:22.327
2	2:17.113	45.001	44.172	47.940	266.5	4:39.440
3	3:10.380	1:04.060	1:03.975	1:02.345	152.1	7:49.820
4	2:05.036	42.975	38.286	43.775	265.8	9:54.856
5	2:22.817	42.767	43.318	56.732	263.2	12:17.673
6	2:47.493	55.368	49.134	1:02.991	130.2	15:05.166
7	2:44.191	56.025	56.370	51.796	130.7	17:49.357
8	2:03.584	41.651	39.908	42.025	266.5	19:52.941
9	2:01.654	42.552	37.914	41.188	260.1	21:54.595
10	1:58.752	40.281	37.123	41.348	262.6	23:53.347
11	1:59.147	40.234	37.524	41.389	262.6	25:52.494

369 Todd COLEMAN USA						
Ferrari of Denver			488 Challenge EVO			
1	2:00.027	43.914	36.258	39.855		2:00.027
2	2:10.115	39.323	41.066	49.726	265.8	4:10.142
3	3:18.173	1:01.043	1:05.634	1:11.496	108.4	7:28.315
4	1:55.010	39.484	35.823	39.703	263.9	9:23.325
5	2:21.750	38.998	42.291	1:00.461	265.8	11:45.075
6	2:47.468	56.538	49.413	1:01.517	126.4	14:32.543





COPPA SHELL MUGELLO Race 2

Sector Analysis

_ Invalidated Lap

 Personal Best

 Session Best

 Crossing the pit lane

Lap	Time	Sector 1	Sector 2	Sector 3	T.Spd	Elapsed	Lap	Time	Sector 1	Sector 2	Sector 3	T.Spd	Elapsed
7	2:58.922	57.212	1:01.187	1:00.523	147.7	17:31.465	8	1:58.876	40.618	37.376	40.882	267.1	19:44.493
8	1:54.196	39.133	35.520	39.543	265.2	19:25.661	9	1:57.826	39.908	37.030	40.888	266.5	21:42.319
9	1:54.646	39.095	36.067	39.484	267.1	21:20.307	10	1:56.913	39.898	36.827	40.188	266.5	23:39.232
10	1:53.964	38.940	35.707	39.317	266.5	23:14.271	11	1:57.450	39.668	36.834	40.948	267.8	25:36.682
11	1:54.330	38.856	35.967	39.507	266.5	25:08.601							

372 Benoit BERGERON		CAN			
Ferrari Quebec		488 Challenge EVO			
1	2:05.271	47.033	38.023	40.215	2:05.271
2	2:10.781	40.490	43.141	47.150	4:16.052
3	3:16.204	1:00.432	1:06.993	1:08.779	7:32.256
4	1:57.043	39.699	36.296	41.048	9:29.299
5	2:20.632	39.393	43.138	58.101	11:49.931
6	2:49.134	57.610	48.053	1:03.471	14:39.065
7	2:54.433	55.484	59.922	59.027	17:33.498
8	1:56.672	40.112	36.124	40.436	19:30.170
9	1:55.113	39.086	36.061	39.966	21:25.283
10	1:55.304	39.343	35.926	40.035	23:20.587
11	1:55.704	39.121	36.386	40.197	25:16.291

376 Lance CAWLEY		USA			
Ferrari of Atlanta		488 Challenge EVO			
1	2:14.078	51.533	40.157	42.388	2:14.078
2	2:14.638	42.571	44.723	47.344	4:28.716
3	3:12.645	1:01.513	1:05.161	1:05.971	7:41.361
4	1:59.351	41.085	36.840	41.426	9:40.712
5	2:21.574	43.644	42.416	55.514	12:02.286
6	2:51.074	58.694	47.605	1:04.775	14:53.360
7	2:47.931	52.601	59.887	55.443	17:41.291
8	1:58.644	40.382	37.194	41.068	19:39.935
9	1:58.419	40.678	37.008	40.733	21:38.354
10	1:57.521	39.858	36.747	40.916	23:35.875
11	1:57.960	39.841	37.044	41.075	25:33.835

387 Jeremy CLARKE		USA			
Ferrari of Beverly Hills		488 Challenge EVO			
1	2:13.128	50.763	40.284	42.081	2:13.128
2	2:13.783	42.644	44.202	46.937	4:26.911
3	3:13.145	1:01.695	1:05.402	1:06.048	7:40.056
4	1:59.954	40.569	37.091	42.294	9:40.010
5	2:21.047	43.058	41.231	56.758	12:01.057
6	2:50.702	57.951	47.924	1:04.827	14:51.759
7	2:47.950	52.745	1:00.193	55.012	17:39.709
8	1:57.958	39.959	37.428	40.571	19:37.667
9	1:56.141	38.946	36.828	40.367	21:33.808
10	1:57.274	39.934	36.849	40.491	23:31.082
11	1:57.864	40.142	37.240	40.482	25:28.946

513 Kirk BAERWALDT		SGP			
Blackbird Concessionaires		488 Challenge EVO			
1	2:18.899	54.088	41.145	43.666	2:18.899
2	2:16.556	44.907	43.773	47.876	4:35.455
3	3:11.640	1:03.903	1:04.059	1:03.678	7:47.095
4	2:01.181	41.605	38.052	41.524	9:48.276
5	2:22.723	42.521	42.824	57.378	12:10.999
6	2:48.611	57.744	47.621	1:03.246	14:59.610
7	2:46.007	54.335	58.342	53.330	17:45.617

525 Jae Sung PARK		KOR			
Forza Motor Korea		488 Challenge EVO			
1	2:11.734	50.265	39.305	42.164	2:11.734
2	2:12.468	41.420	45.245	45.803	4:24.202
3	3:14.888	1:02.117	1:05.882	1:06.889	7:39.090
4	2:00.440	41.152	37.122	42.166	9:39.530
5	2:19.205	42.198	40.626	56.381	11:58.735
6	2:51.097	58.389	48.305	1:04.403	14:49.832
7	2:49.649	53.685	59.675	56.289	17:39.481
8	1:59.922	40.760	37.380	41.782	19:39.403
9	1:58.001	39.885	36.818	41.298	21:37.404
10	1:57.588	40.206	36.820	40.562	23:34.992
11	1:57.520	39.975	36.651	40.894	25:32.512