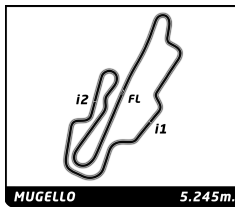


COPPA SHELL MUGELLO Race 1

Sector Analysis

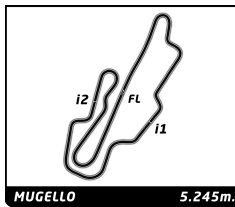
_ Invalidated Lap							■ Personal Best		■ Session Best		■ Crossing the pit lane			
Lap	Time	Sector 1	Sector 2	Sector 3	T.Sp	Elapsed	Lap	Time	Sector 1	Sector 2	Sector 3	T.Sp	Elapsed	
101	Paolo SCUDIERI ITA													
	Sa.Mo.Car 488 Challenge EVO													
1	2:32.151	57.862	39.707	54.582		2:32.151								
2	3:08.000	1:07.554	56.766	1:03.680	174.5	5:40.151								
3	2:02.697	40.940	39.316	42.441	264.5	7:42.848								
4	1:59.319	40.709	37.224	41.386	263.9	9:42.167								
5	1:58.244	39.764	37.096	41.384	265.2	11:40.411	4	1:54.001	38.912	35.602	39.487	264.5	9:04.195	
6	2:00.140	41.506	37.540	41.094	265.8	13:40.551	5	1:54.800	39.210	35.809	39.781	264.5	10:58.995	
7	2:00.210	40.195	38.231	41.784	265.8	15:40.761	6	1:55.302	39.266	36.004	40.032	265.8	12:54.297	
8	2:00.140	40.420	38.176	41.544	262.0	17:40.901	7	1:54.634	39.185	35.748	39.701	268.4	14:48.931	
9	2:02.119	41.061	38.282	42.776	263.2	19:43.020	8	1:55.516	39.474	36.062	39.980	263.9	16:44.447	
10	2:20.320	48.113	43.321	48.886	230.8	22:03.340	9	1:54.856	39.403	35.933	39.520	265.2	18:39.303	
11	3:02.848	46.144	52.181	1:24.523	202.1	25:06.188	10	2:34.113	39.246	39.007	1:15.860	267.8	21:13.416	
12	2:40.141	51.906	48.614	59.621	149.3	27:46.329	11	3:27.941	1:01.605	1:01.292	1:25.044	133.4	24:41.357	
13	2:01.669	40.624	39.202	41.843	264.5	29:47.998	12	2:45.997	54.543	51.889	59.565	177.1	27:27.354	
14	1:59.766	40.920	37.497	41.349	266.5	31:47.764	13	1:56.390	39.850	36.452	40.088	264.5	29:23.744	
							14	1:57.596	39.914	36.819	40.863	263.9	31:21.340	
102	Claudio SCHIAVONI ITA													
	Scuderia Niki - Iron Lynx 488 Challenge EVO													
1	2:18.114	48.963	37.612	51.539		2:18.114								
2	3:05.113	1:01.793	59.295	1:04.025	158.3	5:23.227								
3	1:57.386	39.684	37.283	40.419	268.4	7:20.613								
4	1:56.222	39.240	36.592	40.390	271.1	9:16.835								
5	1:56.951	39.446	36.970	40.535	271.1	11:13.786								
6	1:56.503	39.526	36.623	40.354	271.8	13:10.289								
7	1:56.062	39.328	36.404	40.330	273.2	15:06.351								
8	1:57.889	40.412	36.879	40.598	269.1	17:04.240								
9	1:58.130	40.495	36.829	40.806	272.5	19:02.370								
10	2:21.067	39.575	41.046	1:00.446	271.1	21:23.437								
11	3:26.320	57.762	1:03.516	1:25.042	186.8	24:49.757								
12	2:44.132	53.224	52.174	58.734	155.1	27:33.889								
13	1:57.004	39.983	36.539	40.482	269.8	29:30.893								
14	1:58.216	40.466	37.257	40.493	272.5	31:29.109								
103	Jonathan SATCHELL GBR													
	HR Owen 488 Challenge EVO													
1	2:32.821	57.548	40.513	54.760		2:32.821								
2	3:07.876	1:07.878	56.255	1:03.743	184.6	5:40.697								
3	2:02.694	41.078	39.228	42.388	262.6	7:43.391								
4	2:03.958	41.461	38.845	43.652	265.2	9:47.349								
5	1:59.928	40.766	37.666	41.496	265.2	11:47.277								
6	2:01.895	40.989	39.115	41.791	263.2	13:49.172								
7	2:00.476	40.546	38.195	41.735	262.6	15:49.648								
8	2:00.588	40.608	37.947	42.033	262.0	17:50.236								
9	2:04.618	41.211	39.717	43.690	262.0	19:54.854								
10	2:17.157	44.377	45.961	46.819	264.5	22:12.011								
11	2:58.293	43.345	52.469	1:22.479	258.2	25:10.304								
12	2:39.964	53.279	47.132	59.553	165.2	27:50.268								
13	2:02.600	41.356	38.869	42.375	265.8	29:52.868								
14	2:04.745	41.180	39.267	44.298	264.5	31:57.613								
104	Ernst KIRCHMAYR AUT													
	Baron Motorsport 488 Challenge EVO													
1	2:08.691	44.409	36.403	47.879		2:08.691								
2	3:06.126	1:01.779	1:00.488	1:03.859	148.3	5:14.817								
3	1:55.377	39.395	36.001	39.981	264.5	7:10.194								
105	James WEILAND USA													
	Rossocorsa 488 Challenge EVO													
1	2:12.390	46.441	36.850	49.099		2:12.390								
2	3:06.830	1:01.803	59.647	1:05.380	155.1	5:19.220								
3	1:56.563	39.644	36.807	40.112	265.8	7:15.783								
4	1:55.610	39.331	36.353	39.926	265.2	9:11.393								
5	1:56.251	39.689	36.340	40.222	265.2	11:07.644								
6	1:55.333	39.122	36.249	39.962	265.8	13:02.977								
7	1:55.647	39.258	36.280	40.109	265.2	14:58.624								
8	1:55.341	39.236	36.218	39.887	265.8	16:53.965								
9	2:03.211	39.380	36.042	47.789	266.5	18:57.176								
10	2:21.854	39.776	41.294	1:00.784	261.3	21:19.030								
11	3:26.444	59.221	1:02.077	1:25.146	167.5	24:45.474								
12	2:45.646	53.909	51.885	59.852	170.9	27:31.120								
13	1:57.258	39.952	36.742	40.564	267.8	29:28.378								
14	1:58.330	40.617	37.070	40.643	269.1	31:26.708								
106	Paul ROGERS GBR													
	JCT600 Brooklands 488 Challenge EVO													
1	2:28.638	55.681	40.423	52.534		2:28.638								
2	3:07.840	1:06.265	57.873	1:03.702	165.2	5:36.478								
3	2:01.219	41.012	38.719	41.488	261.3	7:37.697								
4	2:00.446	40.909	37.880	41.657	258.9	9:38.143								
5	2:00.518	40.552	38.012	41.954	260.7	11:38.661								
6	2:00.802	40.994	37.708	42.100	260.7	13:39.463								
7	2:00.784	40.632	38.180	41.972	260.1	15:40.247								
8	2:02.557	41.597	38.213	42.747	260.7	17:42.804								
9	2:11.170	42.313	42.365	46.492	260.7	19:53.974								
107	Peter CHRISTENSEN DNK													
	Formula Racing 488 Challenge EVO													
1	2:10.220	45.835	36.620	47.765		2:10.220								
2	3:08.170	1:02.341	59.954	1:05.875	150.2	5:18.390								
3	1:54.186	38.868	35.488	39.830	262.6	7:12.576								
4	1:56.184	39.423	36.546	40.215	266.5	9:08.760								
5	1:55.470	39.340	36.036	40.094	266.5	11:04.230								
6	1:55.596	39.179	36.523	39.894	267.8	12:59.826								
7	1:55.819	39.049	36.393	40.377	265.8	14:55.645								
8	1:55.886	39.480	36.425	39.981	265.8	16:51.531								
108	Joakim OLANDER SWE													
	Scuderia Autoropa 488 Challenge EVO													
1	2:14.456	47.437	36.864	50.155		2:14.456								
2	3:05.490	1:01.322	1:00.250	1:03.918	154.9	5:19.946								
3	1:57.433	40.075	36.865	40.493	269.8	7:17.379								



COPPA SHELL MUGELLO Race 1

Sector Analysis

_ Invalidated Lap							■ Personal Best		■ Session Best		■ Crossing the pit lane		
Lap	Time	Sector 1	Sector 2	Sector 3	T.Spd	Elapsed	Lap	Time	Sector 1	Sector 2	Sector 3	T.Spd	Elapsed
4	1:56.834	39.466	37.012	40.356	273.2	9:14.213	10	2:04.898	43.271	39.666	41.961	267.1	21:36.510
5	1:57.315	39.554	37.646	40.115	270.4	11:11.528	11	3:23.109	56.241	1:02.796	1:24.072	196.6	24:59.619
6	1:56.746	39.749	36.593	40.404	269.8	13:08.274	12	2:43.688	52.534	50.308	1:00.846	150.8	27:43.307
7	1:56.645	39.073	36.815	40.757	270.4	15:04.919	13	2:02.342	40.847	40.346	41.149	271.8	29:45.649
8	1:57.243	39.672	37.057	40.514	268.4	17:02.162	14	1:59.656	40.620	38.072	40.964	270.4	31:45.305
9	2:03.234	42.955	38.123	42.156	267.8	19:05.396							
10	2:20.659	40.912	39.665	1:00.082	269.8	21:26.055							
11	3:25.714	57.781	1:03.381	1:24.552	162.0	24:51.769							
12	2:44.065	53.072	52.185	58.808	150.6	27:35.834							
13	1:58.157	40.195	37.024	40.938	268.4	29:33.991							
14	1:59.818	40.254	38.039	41.525	270.4	31:33.809							
127 Tommy LINDROTH SWE							136 Alexander NUSSBAUMER AUT						
Baron Motorsport 488 Challenge EVO							Gohm Motorsport 488 Challenge EVO						
1	2:25.613	52.733	39.554	53.326		2:25.613	1	2:13.251	46.895	36.700	49.656		2:13.251
2	3:07.546	1:03.786	58.465	1:05.295	142.9	5:33.159	2	3:06.470	1:01.751	59.516	1:05.203	151.4	5:19.721
3	1:58.421	39.997	37.127	41.297	265.2	7:31.580	3	1:56.365	39.494	36.779	40.092	264.5	7:16.086
4	1:57.382	40.194	36.597	40.591	267.1	9:28.962	4	1:56.305	40.059	35.989	40.257	266.5	9:12.391
5	1:57.868	40.163	36.900	40.805	266.5	11:26.830	5	1:56.585	39.962	36.482	40.141	265.8	11:08.976
6	1:57.188	39.633	36.957	40.598	265.2	13:24.018	6	1:56.569	39.513	36.860	40.196	266.5	13:05.545
7	1:59.184	39.806	38.540	40.838	265.2	15:23.202	7	1:56.567	39.330	37.142	40.095	267.1	15:02.112
8	1:57.662	39.720	36.975	40.967	264.5	17:20.864	8	1:56.842	39.596	36.808	40.438	265.2	16:58.954
9	1:58.827	39.972	37.211	41.644	265.8	19:19.691	9	1:56.655	39.684	36.535	40.436	265.2	18:55.609
10	2:10.659	42.085	43.370	45.204	263.2	21:30.350	10	2:21.938	39.583	38.769	1:03.586	264.5	21:17.547
11	3:27.038	59.597	1:02.495	1:24.946	154.0	24:57.388	11	3:27.007	1:00.059	1:01.879	1:25.069	154.0	24:44.554
12	2:44.005	51.968	51.231	1:00.806	130.2	27:41.393	12	2:46.076	54.073	51.796	1:00.207	164.7	27:30.630
13	2:00.084	39.953	39.277	40.854	263.2	29:41.477	13	1:57.387	39.774	36.989	40.624	265.2	29:28.017
14	2:01.247	40.884	38.433	41.930	265.2	31:42.724	14	1:58.175	40.459	37.314	40.402	268.4	31:26.192
128 Christian KINCH SWE							140 Giuseppe FRASCARO CHE						
Formula Racing 488 Challenge EVO							Kessel Racing 488 Challenge EVO						
1	2:29.639	56.397	40.149	53.093		2:29.639	1	2:34.590	58.524	44.851	51.215		2:34.590
2	3:07.814	1:07.425	57.173	1:03.216	169.1	5:37.453	2	3:09.168	1:08.787	57.409	1:02.972	156.7	5:43.758
3	1:57.775	40.703	37.046	40.026	267.1	7:35.228	3	2:10.952	42.861	43.601	44.490	263.2	7:54.710
4	1:57.891	39.266	36.952	41.673	267.8	9:33.119	4	2:05.860	41.553	40.522	43.785	263.9	10:00.570
5	2:00.582	40.769	38.983	40.830	271.8	11:33.701	5	2:10.548	42.381	43.663	44.504	263.9	12:11.118
6	1:57.613	39.963	36.812	40.838	270.4	13:31.314	6	2:05.980	41.712	40.291	43.977	263.2	14:17.098
7	1:58.253	39.894	37.798	40.561	266.5	15:29.567	7	2:05.332	41.668	40.128	43.536	262.6	16:22.430
8	1:58.444	39.892	37.737	40.815	267.8	17:28.011	8	2:04.697	41.436	40.110	43.151	262.6	18:27.127
9	1:58.312	39.926	37.312	41.074	267.1	19:26.323	9	2:09.808	41.857	41.156	46.795	263.2	20:36.935
10	2:05.102	41.773	39.375	43.954	266.5	21:31.425	10	2:14.281	42.347	45.315	46.619	257.6	22:51.216
11	3:27.604	1:00.171	1:02.784	1:24.649	162.0	24:59.029	11	2:25.951	42.429	40.731	1:02.791	260.7	25:17.167
12	2:43.589	52.509	50.313	1:00.767	140.5	27:42.618	12	2:37.411	51.707	46.883	58.821	153.8	27:54.578
13	1:59.134	39.994	38.465	40.675	267.1	29:41.752	13	2:06.105	42.145	41.109	42.851	265.2	30:00.683
14	2:00.549	41.153	37.959	41.437	271.1	31:42.301	14	2:04.946	42.131	39.949	42.866	267.1	32:05.629
132 Henrik KAMSTRUP DNK							150 Werner GENTER DEU						
Formula Racing 488 Challenge EVO							Moll Sportwagen Hannover 488 Challenge EVO						
1	2:24.021	51.742	39.761	52.518		2:24.021	1	2:29.293	55.375	40.537	53.381		2:29.293
2	3:07.718	1:03.729	58.543	1:05.446	137.4	5:31.739	2	3:07.957	1:07.180	56.888	1:03.889	162.3	5:37.250
3	1:57.360	39.834	37.007	40.519	270.4	7:29.099	3	2:05.239	42.997	40.057	42.185	265.8	7:42.489
4	1:58.727	40.206	37.644	40.877	269.8	9:27.826	4	1:58.465	40.577	36.940	40.948	264.5	9:40.954
5	2:00.546	42.289	37.464	40.793	271.8	11:28.372	5	1:58.225	40.018	37.140	41.067	269.1	11:39.179
6	1:58.516	39.984	37.438	41.094	271.1	13:26.888	6	2:00.808	42.433	37.341	41.034	262.6	13:39.987
7	2:01.079	40.824	38.932	41.323	268.4	15:27.967	7	2:03.799	42.648	39.295	41.856	254.6	15:43.786
8	1:59.974	40.398	38.112	41.464	269.1	17:27.941	8	2:00.641	40.405	38.379	41.857	270.4	17:44.427
9	2:03.671	41.406	38.140	44.125	266.5	19:31.612	9	2:06.145	41.771	41.644	42.730	271.1	19:50.572
							10	2:15.423	44.284	43.032	48.107	265.2	22:05.995
							11	3:03.961	47.749	52.705	1:23.507	184.3	25:09.956
							12	2:39.964	52.534	47.590	59.840	163.7	27:49.920
							13	2:01.077	41.022	38.490	41.565	268.4	29:50.997
							14	2:01.332	41.949	38.043	41.340	269.8	31:52.329




COPPA SHELL MUGELLO Race 1

Sector Analysis

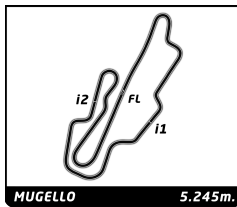
_ Invalidated Lap

 Personal Best

 Session Best

 Crossing the pit lane

Lap	Time	Sector 1	Sector 2	Sector 3	T.Sp	Elapsed	Lap	Time	Sector 1	Sector 2	Sector 3	T.Sp	Elapsed	
155	Laurent DE MEEUS BEL							4	1:55.845	39.797	36.301	39.747	269.8	9:12.520
	HR Owen - FF Corse 488 Challenge EVO							5	1:55.865	39.358	36.406	40.101	269.1	11:08.385
	1	2:15.598	48.022	37.009	50.567	2:15.598	6	1:56.132	39.500	36.499	40.133	269.1	13:04.517	
	2	3:05.374	1:01.941	59.550	1:03.883	150.2	7	1:55.215	38.951	36.115	40.149	268.4	14:59.732	
	3	1:57.119	40.309	36.521	40.289	265.8	8	1:57.172	39.262	37.218	40.692	268.4	16:56.904	
	4	1:57.557	40.070	36.978	40.509	269.8	9	1:56.244	39.191	36.546	40.507	269.8	18:53.148	
	5	1:56.845	39.842	36.643	40.360	269.1	10	2:23.478	39.716	38.956	1:04.806	268.4	21:16.626	
	6	1:56.232	39.704	36.601	39.927	268.4	11	3:27.136	1:00.304	1:01.712	1:25.120	149.5	24:43.762	
	7	1:56.716	39.760	36.403	40.553	271.1	12	2:45.952	54.018	51.995	59.939	172.0	27:29.714	
	8	1:57.175	39.939	36.882	40.354	267.8	13	1:57.785	39.887	37.479	40.419	267.1	29:27.499	
	9	1:57.175	40.829	36.434	39.912	267.1	14	1:58.384	40.311	37.724	40.349	268.4	31:25.883	
	10	2:21.068	39.393	40.595	1:01.080	267.8								
	11	3:26.537	58.556	1:02.609	1:25.372	191.1								
	12	2:44.632	53.499	51.881	59.252	154.9								
	13	1:57.019	40.082	36.589	40.348	265.8								
	14	1:58.010	40.069	37.210	40.731	267.1								
173	Corinna GOSTNER ITA							1	2:21.320	50.858	39.748	50.714		2:21.320
	CDP - MP Racing 488 Challenge EVO							2	3:06.235	1:02.490	59.231	1:04.514	161.5	5:27.555
	1	2:21.320	50.858	39.748	50.714	2:21.320	3	1:57.894	40.102	37.220	40.572	265.8	7:25.449	
	2	3:06.235	1:02.490	59.231	1:04.514	161.5	4	2:00.287	39.972	36.241	44.074	266.5	9:25.736	
	3	1:57.894	40.102	37.220	40.572	265.8	5	1:57.616	39.787	37.102	40.727	260.1	11:23.352	
	4	2:00.287	39.972	36.241	44.074	266.5	6	1:58.201	39.964	37.445	40.792	271.1	13:21.553	
	5	1:57.616	39.787	37.102	40.727	260.1	7	2:21.626	40.005	59.927	41.694	270.4	15:43.179	
	6	1:58.201	39.964	37.445	40.792	271.1	8	1:59.435	40.244	37.782	41.409	270.4	17:42.614	
	7	2:21.626	40.005	59.927	41.694	270.4	9	2:00.641	40.162	37.820	42.659	265.8	19:43.255	
	8	1:59.435	40.244	37.782	41.409	270.4	10	2:20.789	48.441	43.480	48.868	261.3	22:04.044	
	9	2:00.641	40.162	37.820	42.659	265.8	11	3:03.063	46.386	52.533	1:24.144	197.7	25:07.107	
	10	2:20.789	48.441	43.480	48.868	261.3	12	2:40.201	51.703	48.463	1:00.035	153.6	27:47.308	
	11	3:03.063	46.386	52.533	1:24.144	197.7	13	2:01.723	40.370	38.707	42.646	269.8	29:49.031	
	12	2:40.201	51.703	48.463	1:00.035	153.6	14	1:59.507	40.548	37.572	41.387	267.8	31:48.538	
	13	2:01.723	40.370	38.707	42.646	269.8								
	14	1:59.507	40.548	37.572	41.387	267.8								
177	Fons SCHELTEMA NLD							1	2:09.326	45.200	36.960	47.166		2:09.326
	Kessel Racing 488 Challenge EVO							2	3:06.504	1:02.011	1:00.146	1:04.347	149.1	5:15.830
	1	2:09.326	45.200	36.960	47.166	2:09.326	3	1:55.969	39.799	36.208	39.962	267.1	7:11.799	
	2	3:06.504	1:02.011	1:00.146	1:04.347	149.1	4	1:55.664	39.454	36.268	39.942	268.4	9:07.463	
	3	1:55.969	39.799	36.208	39.962	267.1	5	1:55.989	39.467	36.471	40.051	267.1	11:03.452	
	4	1:55.664	39.454	36.268	39.942	268.4	6	1:55.406	39.218	36.268	39.920	267.1	12:58.858	
	5	1:55.989	39.467	36.471	40.051	267.1	7	1:55.921	39.332	36.255	40.334	267.8	14:54.779	
	6	1:55.406	39.218	36.268	39.920	267.1	8	1:56.225	39.637	36.458	40.130	267.1	16:51.004	
	7	1:55.921	39.332	36.255	40.334	267.8	9	1:57.655	39.718	36.521	41.416	267.1	18:48.659	
	8	1:56.225	39.637	36.458	40.130	267.1	10	2:26.152	39.453	36.886	1:09.813	267.1	21:14.811	
	9	1:57.655	39.718	36.521	41.416	267.1	11	3:27.362	1:00.817	1:01.255	1:25.290	132.9	24:42.173	
	10	2:26.152	39.453	36.886	1:09.813	267.1	12	2:45.898	54.370	51.817	59.711	174.8	27:28.071	
	11	3:27.362	1:00.817	1:01.255	1:25.290	132.9	13	1:56.918	40.241	36.740	39.937	269.8	29:24.989	
	12	2:45.898	54.370	51.817	59.711	174.8	14	1:57.238	40.223	36.806	40.209	271.1	31:22.227	
	13	1:56.918	40.241	36.740	39.937	269.8								
	14	1:57.238	40.223	36.806	40.209	271.1								
178	Axel SARTINGEN DEU							1	2:51.079	1:19.739	43.694	47.646		2:51.079
	Lueg Sportivo 488 Challenge EVO							2	2:54.566	56.106	56.617	1:01.843	221.9	5:45.645
	1	2:51.079	1:19.739	43.694	47.646	2:51.079	3	2:01.637	41.769	39.353	40.515	265.2	7:47.282	
	2	2:54.566	56.106	56.617	1:01.843	221.9	4	1:58.624	39.752	36.931	41.941	269.8	9:45.906	
	3	2:01.637	41.769	39.353	40.515	265.2	5	1:57.574	39.768	37.045	40.761	267.1	11:43.480	
	4	1:58.624	39.752	36.931	41.941	269.8	6	1:57.796	39.211	37.424	41.161	267.1	13:41.276	
	5	1:57.574	39.768	37.045	40.761	267.1	7	2:00.945	40.606	38.240	42.099	270.4	15:42.221	
	6	1:57.796	39.211	37.424	41.161	267.1	8	2:01.437	40.607	39.097	41.733		17:43.658	
	7	2:00.945	40.606	38.240	42.099	270.4	9	2:03.383	41.697	39.362	42.324	269.8	19:47.041	
	8	2:01.437	40.607	39.097	41.733									
	9	2:03.383	41.697	39.362	42.324	269.8								
172	Giuseppe RAMELLI ITA							1	2:10.846	45.449	37.310	48.087		2:10.846
	Rossocorsa - Pellin Racing 488 Challenge EVO							2	3:07.884	1:02.425	59.824	1:05.635	158.3	5:18.730
	1	2:10.846	45.449	37.310	48.087	2:10.846	3	1:57.945	39.267	38.492	40.186	269.8	7:16.675	
	2	3:07.884	1:02.425	59.824	1:05.635	158.3								
	3	1:57.945	39.267	38.492	40.186	269.8								



**COPPA SHELL
MUGELLO
Race 1**

Sector Analysis

— Invalidated Lap

■ Personal Best

■ Session Best

■ Crossing the pit lane

Lap	Time	Sector 1	Sector 2	Sector 3	T.Sp	Elapsed
10	2:17.451	45.303	44.019	48.129	235.8	22:04.492
11	3:04.072	47.382	51.935	1:24.755	187.8	25:08.564
12	2:39.773	51.510	48.163	1:00.100	177.1	27:48.337
13	2:00.766	40.765	38.490	41.511		29:49.103
14	2:00.974	40.965	38.198	41.811	265.2	31:50.077

181 Maurizio PITORRI							ITA
CDP - Best Lap							488 Challenge EVO
1	2:26.219	53.103	39.504	53.612		2:26.219	
2	3:07.242	1:04.300	58.251	1:04.691	144.8	5:33.461	
3	1:58.318	40.326	36.990	41.002	267.8	7:31.779	
4	1:56.455	39.511	36.432	40.512	269.8	9:28.234	
5	1:57.016	40.217	36.561	40.238	271.8	11:25.250	
6	1:56.946	39.646	36.715	40.585	269.1	13:22.196	
7	1:58.688	40.499	37.487	40.702	271.1	15:20.884	
8	1:57.368	39.706	36.650	41.012	267.1	17:18.252	
9	1:58.250	39.695	37.142	41.413	269.1	19:16.502	
10	2:11.998	42.087	43.136	46.775	269.1	21:28.500	
11	3:25.368	58.309	1:02.263	1:24.796	176.5	24:53.868	
12	2:44.297	52.861	51.462	59.974	126.9	27:38.165	
13	1:57.656	40.392	36.570	40.694	267.8	29:35.821	
14	1:58.228	40.222	37.356	40.650	271.8	31:34.049	

182 Willem VAN DER VORM							MCO
Scuderia Monte-Carlo							488 Challenge EVO
1	2:15.114	47.702	37.062	50.350		2:15.114	
2	3:05.168	1:01.658	59.785	1:03.725	153.6	5:20.282	
3	1:57.226	40.345	36.606	40.275	269.8	7:17.508	
4	1:57.175	40.008	37.103	40.064	272.5	9:14.683	
5	1:57.414	40.386	36.789	40.239	272.5	11:12.097	
6	1:56.299	39.756	36.554	39.989	271.1	13:08.396	
7	1:56.802	39.420	36.681	40.701	268.4	15:05.198	
8	1:57.234	39.813	36.886	40.535	271.8	17:02.432	
9	1:56.079	39.602	36.065	40.412	270.4	18:58.511	
10	2:21.735	39.582	41.304	1:00.849	269.1	21:20.246	
11	3:26.262	58.765	1:02.338	1:25.159	176.2	24:46.508	
12	2:44.946	53.633	51.959	59.354	153.1	27:31.454	
13	1:57.573	40.279	36.732	40.562	270.4	29:29.027	
14	1:58.614	40.523	37.630	40.461	263.9	31:27.641	

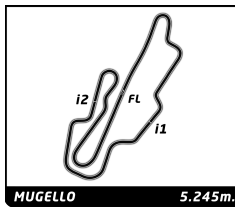
183 Christian HERDT-WIPPER							DEU
Saggio München							488 Challenge EVO
1	2:18.656	49.254	37.900	51.502		2:18.656	
2	3:04.979	1:01.937	59.178	1:03.864	174.2	5:23.635	
3	1:57.498	39.746	37.283	40.469	269.8	7:21.133	
4	1:56.168	39.266	36.475	40.427	271.8	9:17.301	
5	1:57.018	39.636	36.661	40.721	271.8	11:14.319	
6	1:56.378	39.314	36.842	40.222	271.8	13:10.697	
7	1:55.961	39.229	36.593	40.139	273.2	15:06.658	
8	1:57.031	39.333	37.111	40.587	272.5	17:03.689	
9	1:57.362	40.208	36.764	40.390	273.9	19:01.051	
10	2:20.382	38.985	41.623	59.774	269.8	21:21.433	
11	3:26.505	58.456	1:02.769	1:25.280	187.8	24:47.938	
12	2:44.992	53.428	51.975	59.589	173.1	27:32.930	
13	1:56.554	39.920	36.621	40.013	268.4	29:29.484	
14	1:58.707	40.582	37.503	40.622	263.9	31:28.191	

Lap	Time	Sector 1	Sector 2	Sector 3	T.Sp	Elapsed
196	Michael SIMONCIC					AUT
Baron Motorsport						488 Challenge EVO
1	2:27.496	54.127	39.544	53.825		2:27.496
2	3:07.632	1:05.317	58.097	1:04.218	156.9	5:35.128
3	1:57.868	39.976	37.316	40.576	263.2	7:32.996
4	1:59.851	40.511	37.414	41.926	265.2	9:32.847
5	2:00.628	40.710	39.036	40.882	265.2	11:33.475
6	2:01.570	41.458	38.263	41.849	254.0	13:35.045
7	1:58.791	40.563	37.259	40.969	265.8	15:33.836
8	1:57.945	39.872	37.044	41.029	264.5	17:31.781
9	2:07.137	41.392	38.297	47.448	263.2	19:38.918

Lap	Time	Sector 1	Sector 2	Sector 3	T.Sp	Elapsed
197	Josef SCHUMACHER					DEU
Eberlein Automobile						488 Challenge EVO
1	2:22.804	51.323	39.032	52.449		2:22.804
2	3:06.675	1:02.777	59.283	1:04.615	150.6	5:29.479
3	1:57.596	39.920	36.798	40.878	263.2	7:27.075
4	1:57.945	40.042	37.014	40.889	265.2	9:25.020
5	1:57.376	39.689	37.337	40.350	262.0	11:22.396
6	1:58.671	40.310	37.495	40.866	265.8	13:21.067
7	1:58.091	40.031	37.239	40.821	263.9	15:19.158
8	1:59.603	40.394	37.511	41.698	265.8	17:18.761
9	2:00.131	39.942	37.191	42.998	265.2	19:18.892
10	2:10.844	42.477	43.452	44.915	262.6	21:29.736
11	3:26.687	59.457	1:02.385	1:24.845	158.7	24:56.423
12	2:43.956	52.046	51.597	1:00.313	125.3	27:40.379
13	2:00.903	39.947	39.846	41.110	264.5	29:41.282
14	2:03.178	42.276	38.910	41.992	263.2	31:44.460

Lap	Time	Sector 1	Sector 2	Sector 3	T.Sp	Elapsed
199	Ingvar MATTSON					SWE
Scuderia Autoropa						488 Challenge EVO
1	2:26.203	53.947	39.128	53.128		2:26.203
2	3:08.418	1:05.482	58.169	1:04.767	146.9	5:34.621
3	1:57.897	40.119	36.917	40.861	262.6	7:32.518
4	2:00.027	40.638	37.587	41.802	264.5	9:32.545
5	2:00.773	40.615	38.600	41.558	264.5	11:33.318
6	2:01.538	41.357	38.269	41.912	263.9	13:34.856
7	1:58.688	40.247	37.316	41.125	260.7	15:33.544
8	1:57.267	39.821	36.665	40.781	260.1	17:30.811
9	2:01.292	39.641	37.283	44.368	262.6	19:32.103
10	2:07.332	43.482	40.271	43.579	260.7	21:39.435
11	3:22.448	55.132	1:02.511	1:24.805	258.9	25:01.883
12	2:42.450	51.625	50.036	1:00.789	141.7	27:44.333
13	1:59.955	40.162	38.865	40.928	262.6	29:44.288
14	2:00.677	40.645	38.587	41.445	264.5	31:44.965

Lap	Time	Sector 1	Sector 2	Sector 3	T.Sp	Elapsed
311	Manny FRANCO					USA
Ferrari Lake Forest						488 Challenge EVO
1	2:16.438	48.343	37.254	50.841		2:16.438
2	3:04.942	1:01.924	59.283	1:03.735	155.5	5:21.380
3	1:56.824	40.098	36.625	40.101	269.8	7:18.204
4	1:56.751	39.675	36.935	40.141	271.1	9:14.955
5	1:54.896	39.345	36.128	39.423	273.2	11:09.851
6	1:55.834	38.851	36.788	40.195	269.1	13:05.685
7	1:55.185	39.438	36.185	39.562	271.1	15:00.870
8	1:54.570	38.745	36.229	39.596	268.4	16:55.440




COPPA SHELL MUGELLO Race 1

Sector Analysis

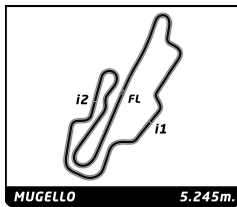
_ Invalidated Lap

 Personal Best

 Session Best

 Crossing the pit lane

Lap	Time	Sector 1	Sector 2	Sector 3	T.Spd	Elapsed	Lap	Time	Sector 1	Sector 2	Sector 3	T.Spd	Elapsed
9	1:54.822	38.600	35.811	40.411	269.8	18:50.262							
10	2:25.496	38.677	37.695	1:09.124	267.1	21:15.758							
11	3:27.184	1:00.479	1:01.294	1:25.411	144.0	24:42.942							
12	2:45.642	54.333	51.720	59.589	175.9	27:28.584							
13	1:56.911	40.170	36.603	40.138	269.8	29:25.495							
321 Roy CARROLL USA							331 Luis PERUSQUIA MEX						
Foreign Cars Italia 488 Challenge EVO							Ferrari of Central Florida 488 Challenge EVO						
1	4:54.829	B 2:07.979	50.393	1:56.457		4:54.829	1	2:27.917	54.911	39.987	53.019		2:27.917
2	3:05.866	1:43.895	39.718	42.253	170.4	8:00.695	2	3:07.916	1:05.790	57.905	1:04.221	152.5	5:35.833
3	2:02.751	41.611	39.114	42.026	260.1	10:03.446	3	2:06.637	43.373	39.904	43.360	252.8	7:42.470
4	2:03.605	41.011	40.442	42.152	262.0	12:07.051	4	2:04.683	41.870	38.988	43.825	257.0	9:47.153
5	2:01.575	40.771	38.290	42.514	260.7	14:08.626	5	2:05.283	41.698	39.791	43.794	258.2	11:52.436
6	2:01.502	40.642	38.422	42.438	260.1	16:10.128	6	2:04.719	42.015	39.295	43.409	262.6	13:57.155
7	2:03.233	41.168	39.685	42.380	261.3	18:13.361	7	2:05.783	42.065	39.551	44.167	253.4	16:02.938
8	2:04.860	41.148	38.699	45.013	261.3	20:18.221	8	2:05.785	42.125	39.506	44.154	257.6	18:08.723
9	2:10.613	43.405	40.875	46.333	260.7	22:28.834	9	2:06.318	42.347	40.077	43.894	256.4	20:15.041
10	2:46.179	42.210	41.955	1:22.014	260.1	25:15.013	10	2:09.359	43.979	40.820	44.560	221.4	22:24.400
11	2:38.081	52.947	46.293	58.841	133.2	27:53.094	11	2:47.717	42.800	42.870	1:22.047	239.5	25:12.117
12	2:04.819	41.610	40.592	42.617	263.2	29:57.913	12	2:39.239	53.592	47.256	58.391	148.1	27:51.356
13	2:07.723	44.152	39.797	43.774	263.9	32:05.636	13	2:05.878	41.683	40.497	43.698	258.9	29:57.234
							14	2:07.131	42.721	40.880	43.530	262.0	32:04.365
323 Brett JACOBSON USA							332 Yahn BERNIER USA						
Ferrari of Houston 488 Challenge EVO							Ferrari of Seattle 488 Challenge EVO						
1	2:30.844	57.245	40.110	53.489		2:30.844	1	2:20.229	49.831	38.219	52.179		2:20.229
2	3:08.471	1:07.774	57.120	1:03.577	163.2	5:39.315	2	3:05.343	1:02.018	59.116	1:04.209	167.5	5:25.572
3	2:02.611	41.409	39.124	42.078	263.2	7:41.926	3	1:57.882	40.042	37.276	40.564	269.1	7:23.454
4	1:58.089	39.706	37.083	41.300	262.6	9:40.015	4	1:57.801	39.710	37.263	40.828	269.8	9:21.255
5	1:58.874	39.837	37.300	41.737	264.5	11:38.889	5	1:58.254	39.542	37.698	41.014	269.1	11:19.509
6	2:00.736	41.348	37.470	41.918	246.0	13:39.625	6	1:59.053	40.193	37.700	41.160	267.8	13:18.562
7	2:00.815	40.897	38.140	41.778	255.2	15:40.440	7	1:58.573	40.212	37.750	40.611	267.1	15:17.135
8	2:00.394	40.095	38.559	41.740	264.5	17:40.834	8	1:58.534	40.091	37.600	40.843	267.1	17:15.669
9	2:02.085	40.776	38.294	43.015	263.9	19:42.919	9	2:01.015	40.405	37.863	42.747	267.1	19:16.684
10	2:19.682	47.549	43.271	48.862	245.4	22:02.601	10	2:12.332	43.475	42.883	45.974	269.8	21:29.016
11	3:02.662	45.956	51.614	1:25.092	199.9	25:05.263	11	3:25.303	58.840	1:01.858	1:24.605	172.0	24:54.319
12	2:40.589	51.594	49.028	59.967	147.1	27:45.852	12	2:44.469	53.018	51.372	1:00.079	126.6	27:38.788
13	2:01.625	40.799	39.134	41.692	265.8	29:47.477	13	1:59.044	40.584	37.435	41.025	270.4	29:37.832
14	1:59.647	40.703	37.846	41.098	268.4	31:47.124	14	2:00.560	40.250	38.536	41.774	269.1	31:38.392
327 Lisa CLARK USA							339 John CERVINI CAN						
Ferrari of Beverly Hills 488 Challenge EVO							Ferrari of Ontario 488 Challenge EVO						
1	2:37.334	1:00.950	43.196	53.188		2:37.334	1	2:22.220	50.594	38.973	52.653		2:22.220
2	3:07.992	1:09.006	56.702	1:02.284	145.0	5:45.326	2	3:06.696	1:02.517	59.244	1:04.935	151.0	5:28.916
3	2:04.487	42.839	39.748	41.900	266.5	7:49.813	3	1:57.761	39.919	36.737	41.105	265.8	7:26.677
4	2:01.403	40.730	38.779	41.894	267.8	9:51.216	4	1:57.648	39.948	36.905	40.795	268.4	9:24.325
5	2:02.475	41.022	39.292	42.161	268.4	11:53.691	5	1:57.511	39.799	37.375	40.337	255.8	11:21.836
6	2:04.187	42.754	39.260	42.173	269.8	13:57.878	6	1:57.764	39.719	37.361	40.684	265.8	13:19.600
7	2:05.099	41.990	39.175	43.934	255.2	16:02.977	7	1:58.623	40.124	37.434	41.065	266.5	15:18.223
8	2:01.270	40.584	39.111	41.575	264.5	18:04.247	8	1:57.878	40.167	37.390	40.321	265.2	17:16.101
9	2:01.644	40.786	38.687	42.171	265.8	20:05.891	9	1:59.660	40.468	37.690	41.502	266.5	19:15.761
10	2:08.682	42.166	40.004	46.512	265.2	22:14.573	10	2:12.149	41.244	43.697	47.208	263.2	21:27.910
11	2:56.440	42.663	51.397	1:22.380	248.2	25:11.013	11	3:24.900	57.933	1:02.341	1:24.626	170.7	24:52.810
12	2:39.898	53.496	47.558	58.844	163.7	27:50.911	12	2:44.413	52.966	51.955	59.492	135.1	27:37.223
13	2:02.111	41.109	39.116	41.886	267.8	29:53.022	13	1:58.261	40.155	37.223	40.883	265.8	29:35.484
14	2:07.684	42.497	41.382	43.805	265.2	32:00.706	14	2:01.914	41.356	39.088	41.470	265.8	31:37.398
341 Jeffrey NUNBERG USA							339 John CERVINI CAN						
Ferrari of Central New Jersey 488 Challenge EVO							Ferrari of Ontario 488 Challenge EVO						
1	2:33.971	59.710	43.826	50.435		2:33.971	1	2:22.220	50.594	38.973	52.653		2:22.220
2	3:08.131	1:08.156	56.107	1:03.868	160.1	5:42.102	2	3:06.696	1:02.517	59.244	1:04.935	151.0	5:28.916
3	2:03.748	42.374	38.978	42.396	262.0	7:45.850	3	1:57.761	39.919	36.737	41.105	265.8	7:26.677



**COPPA SHELL
MUGELLO
Race 1**

Sector Analysis

_ Invalidated Lap							■ Personal Best							■ Session Best							B Crossing the pit lane								
Lap	Time	Sector 1	Sector 2	Sector 3	T.Sp	Elapsed	Lap	Time	Sector 1	Sector 2	Sector 3	T.Sp	Elapsed	Lap	Time	Sector 1	Sector 2	Sector 3	T.Sp	Elapsed	Lap	Time	Sector 1	Sector 2	Sector 3	T.Sp	Elapsed		
369 Todd COLEMAN USA																													
Ferrari of Denver 488 Challenge EVO																													
1	2:00.003	43.871	36.334	39.798		2:00.003																							
2	3:14.018	1:09.480	1:00.236	1:04.302	103.3	5:14.021																							
3	1:54.896	39.253	35.900	39.743	265.2	7:08.917																							
4	1:54.772	39.092	35.800	39.880	265.2	9:03.689																							
5	1:54.424	39.038	35.739	39.647	266.5	10:58.113																							
6	1:54.647	39.038	35.987	39.718	266.5	12:52.760																							
7	1:54.883	39.159	35.931	39.793	266.5	14:47.643																							
8	1:55.829	39.435	36.547	39.847	265.2	16:43.472																							
9	1:55.329	39.475	36.026	39.828	267.1	18:38.801																							
10	2:30.968	39.245	37.802	1:13.921	267.1	21:09.769																							
11	3:30.268	1:03.285	1:02.046	1:24.937	120.8	24:40.037																							
12	2:45.817	54.009	53.146	58.662	156.2	27:25.854																							
13	1:55.871	39.685	36.174	40.012	264.5	29:21.725																							
14	1:56.183	39.522	36.662	39.999	265.8	31:17.908																							
372 Benoit BERGERON CAN																													
Ferrari Quebec 488 Challenge EVO																													
1	2:17.225	48.861	37.017	51.347		2:17.225																							
2	3:04.731	1:01.752	59.310	1:03.669	163.2	5:21.956																							
3	1:57.333	39.959	36.979	40.395	265.8	7:19.289																							
4	1:56.717	39.351	37.042	40.324	267.1	9:16.006																							
5	1:57.035	39.779	36.855	40.401	269.1	11:13.041																							
6	1:56.387	39.704	36.436	40.247	267.8	13:09.428																							
7	1:56.467	39.402	36.373	40.692	269.1	15:05.895																							
8	1:57.517	39.756	36.881	40.880	267.1	17:03.412																							
9	1:57.988	40.272	36.594	41.122	266.5	19:01.400																							
10	2:21.482	39.491	41.277	1:00.714	268.4	21:22.882																							
11	3:26.294	57.659	1:02.992	1:25.643	185.5	24:49.176																							
12	2:43.952	52.921	52.005	59.026	173.7	27:33.128																							
13	1:57.073	40.059	36.626	40.388	269.1	29:30.201																							
14	1:58.681	40.350	37.512	40.819	269.8	31:28.882																							
376 Lance CAWLEY USA																													
Ferrari of Atlanta 488 Challenge EVO																													
1	2:24.864	52.322	39.528	53.014		2:24.864																							
2	3:07.400	1:03.981	58.594	1:04.825	144.0	5:32.264																							
3	1:58.922	40.267	37.199	41.456	269.1	7:31.186																							
4	2:00.995	41.475	37.717	41.803	267.1	9:32.181																							
5	2:00.760	40.766	38.309	41.685	266.5	11:32.941																							
6	2:02.643	41.455	38.288	42.900	266.5	13:35.584																							
7	2:03.122	41.483	39.054	42.585	262.6	15:38.706																							
8	2:01.799	41.197	38.729	41.873	264.5	17:40.505																							
9	2:01.835	40.751	38.331	42.753	265.8	19:42.340																							
387 Jeremy CLARKE USA																													
Ferrari of Beverly Hills 488 Challenge EVO																													
1	2:30.296	56.223	40.137	53.936		2:30.296																							
2	3:08.278	1:07.722	57.179	1:03.377	159.2	5:38.574																							
3	1:59.240	40.932	38.027	40.281	266.5	7:37.814																							
4	1:55.569	38.995	35.595	40.979	267.8	9:33.383																							
5	2:00.587	40.969	39.141	40.477	270.4	11:33.970																							
6	2:01.596	41.454	38.109	42.033	269.8	13:35.566																							
7	1:58.636	40.582	37.214	40.840	262.0	15:34.202																							
8	1:57.876	39.843	37.159	40.874	267.1	17:32.078																							
9	2:00.109	39.219	36.718	44.172	269.8	19:32.187																							
10	2:09.271	44.369	39.806	45.096	265.8	21:41.458																							
11	3:22.332	55.205	1:02.002	1:25.125	248.2	25:03.790																							
12	2:40.836	50.838	50.250	59.748	135.2	27:44.626																							
13	2:01.160	40.397	39.946	40.817	269.8	29:45.786																							
14	1:59.910	41.138	37.721	41.051	263.9	31:45.696																							
513 Kirk BAERWALDT SGP																													
Blackbird Concessionaires 488 Challenge EVO																													
1	2:36.745	1:00.473	43.322	52.950		2:36.745																							
2	3:07.929	1:08.685	56.585	1:02.659	144.0	5:44.674																							
3	2:03.648	42.438	40.290	40.920	263.2	7:48.322																							
4	2:01.101	40.370	38.996	41.735	267.8	9:49.423																							
5	1:59.226	40.753	37.736	40.737	265.2	11:48.649																							
6	1:58.653	39.916	38.109	40.628	266.5	13:47.302																							
7	1:57.512	39.627	37.274	40.611	265.2	15:44.814																							
8	1:59.223	40.195	38.141	40.887	267.8	17:44.037																							
9	2:05.007	41.501	41.876	41.630	269.8	19:49.044																							
10	2:16.415	44.748	43.154	48.513	242.1	22:05.459																							
11	3:03.811	47.350	52.392	1:24.069	187.1	25:09.270																							
12	2:39.820	52.042	47.764	1:00.014	169.9	27:49.090																							
13	2:00.636	40.663	38.707	41.266	266.5	29:49.726																							
14	1:59.937	41.854	37.474	40.609	268.4	31:49.663																							
525 Jae Sung PARK KOR																													
Forza Motor Korea 488 Challenge EVO																													
1	2:23.583	51.757	39.290	52.536		2																							