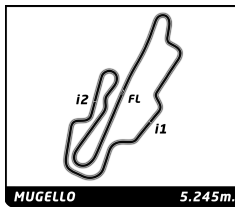


COPPA SHELL MUGELLO Qualifying 1

Sector Analysis

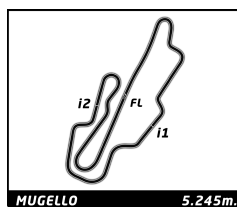
_ Invalidated Lap							■ Personal Best							■ Session Best							■ Crossing the pit lane						
Lap	Time	Sector 1	Sector 2	Sector 3	T.Sp	Elapsed	Lap	Time	Sector 1	Sector 2	Sector 3	T.Sp	Elapsed	Lap	Time	Sector 1	Sector 2	Sector 3	T.Sp	Elapsed							
101 Paolo SCUDIERI ITA																											
Sa.Mo.Car														488 Challenge EVO													
1	8:08.271	6:30.257	48.755	49.259	109.9	8:08.271	4	2:02.399	42.878	38.712	40.809	261.3	38:01.244	5	1:55.289	39.452	36.184	39.653	262.0	39:56.533							
2	2:08.815	45.482	40.057	43.276	252.3	10:17.086	6	1:55.363	39.942	35.761	39.660	264.5	41:51.896	7	1:54.249	38.898	35.364	39.987	265.2	43:46.145							
3	7:49.703B	41.913			259.5	18:06.789	8	4:24.369B	50.122			264.5	48:10.514	9	2:19.375	57.851	40.627	40.897	137.3	50:29.889							
4	16:08.211B	...	53.742	4:55.849	75.2	34:15.000	10	1:53.651	38.717	35.364	39.570	265.2	52:23.540	11	1:48.081B	39.710			267.8	54:11.621							
5	2:51.287	1:23.053	43.626	44.608	134.2	37:06.287																					
6	2:02.335	42.463	37.935	41.937	261.3	39:08.622																					
7	1:58.147	40.229	37.077	40.841	263.9	41:06.769																					
8	2:01.544	40.279	38.581	42.684	263.2	43:08.313																					
9	5:14.564B	39.264	40.030	3:55.270	263.9	48:22.877																					
10	2:21.354	56.332	39.425	45.597	154.7	50:44.231																					
11	2:00.686	40.834	39.137	40.715	267.1	52:44.917																					
102 Claudio SCHIAVONI ITA																											
Scuderia Niki - Iron Lynx														488 Challenge EVO													
1	16:32.049B	...	57.694	4:31.350	121.5	16:32.049																					
2	11:44.130B	1:13.273			120.3	28:16.179																					
3	5:59.564B	1:09.510			130.4	34:15.743																					
4	2:40.169	1:02.962	46.485	50.722	132.4	36:55.912																					
5	1:59.305	41.043	37.255	41.007	265.8	38:55.217																					
6	1:58.888	39.470	37.604	41.814	269.1	40:54.105																					
7	1:53.926	38.907	35.631	39.388	269.8	42:48.031																					
8	5:29.642B	38.379	35.277	4:15.986	271.1	48:17.673																					
9	2:25.062	55.968	42.595	46.499	137.1	50:42.735																					
10	1:54.753	38.679	35.634	40.440	271.1	52:37.488																					
11	1:52.968B	38.788			271.8	54:30.456																					
107 Jonathan SATCHELL GBR																											
HR Owen														488 Challenge EVO													
1	3:06.624	1:23.383	52.042	51.199	95.0	3:06.624																					
2	2:12.107	45.328	41.393	45.386	248.8	5:18.731																					
3	2:04.673	42.777	39.464	42.432	258.9	7:23.404																					
4	2:02.730	41.480	38.325	42.925	261.3	9:26.134																					
5	2:01.500	41.480	38.913	41.107	261.3	11:27.634																					
6	4:48.605B	45.826			261.3	16:16.239																					
7	11:05.200B	1:12.293			107.1	27:21.439																					
8	5:58.651B	1:16.718			76.6	33:20.090																					
9	2:36.323	1:07.515	44.836	43.972	117.8	35:56.413																					
10	1:57.885	40.684	36.883	40.318	257.6	37:54.298																					
11	1:58.365	39.759	37.437	41.169	261.3	39:52.663																					
12	13:01.445B	47.774			199.9	52:54.108																					
109 Ernst KIRCHMAYR AUT																											
Baron Motorsport														488 Challenge EVO													
1	27:16.747B	...			108.1	27:16.747																					
2	7:37.258B	1:23.699			67.9	34:54.005																					
3	2:38.472	1:04.946	45.722	47.804	132.1	37:32.477																					
4	1:53.956	39.663	35.286	39.007	263.9	39:26.433																					
5	1:51.994	38.048	34.777	39.169		41:18.427																					
102 Paul ROGERS GBR																											
JCT600 Brooklands														488 Challenge EVO													
1	3:37.313	1:47.760	53.726	55.827	84.9	3:37.313																					
2	2:15.301	45.470	43.836	45.995	252.3	5:52.614																					
3	2:01.533	41.941	38.022	41.570	256.4	7:54.147																					
4	1:58.800	40.459	37.239	41.102	258.2	9:52.947																					
5	6:29.458B	40.668	37.084	5:11.706	257.0	16:22.405																					
6	12:54.755B	1:14.660			136.9	29:17.160																					
7	6:34.214	5:01.253	48.740	44.221	102.5	35:51.374																					
8	2:03.999	40.987	37.645	45.367	258.2	37:55.373																					
9	1:57.948	39.894	36.676	41.378	258.2	39:53.321																					
10	12:57.818B	43.412			248.8	52:51.139																					
121 Peter CHRISTENSEN DNK																											
Formula Racing														488 Challenge EVO													
1	16:20.483B	...	47.082	5:11.418	58.5	16:20.483																					
2	10:59.819B	1:06.292			117.0	27:20.302																					
3	2:05.372B	1:14.418			76.3	29:25.674																					
4	6:16.932	4:49.055	43.814	44.063	111.5	35:42.606																					
5	1:58.509	40.599	37.091	40.819	260.1	37:41.115																					
6	1:54.575	38.838	36.064	39.673		39:35.690																					
7	1:53.504	38.589	35.436	39.479	263.9	41:29.194																					
126 Joakim OLANDER SWE																											
Scuderia Autoropa														488 Challenge EVO													
1	34:10.000B	...	53.348	4:59.616	121.3	34:10.000																					
2	2:55.571	1:27.008	43.979	44.584	128.5	37:05.571																					
3	2:01.205	42.409	38.268	40.528	251.7	39:06.776																					
4	1:56.221	38.832	36.015	41.374	269.1	41:02.997																					
5	2:16.975	44.372	44.751	47.852	269.1	43:19.972																					
6	6:54.890B	39.378	5:35.023	40.489	0.4	50:14.862																					
7	1:53.669	38.759	35.598	39.312	269.1	52:08.531																					
127 Tommy LINDROTH SWE																											
Baron Motorsport														488 Challenge EVO													
1	9:47.632	8:00.264	52.975	54.393	89.2	9:47.632																					
2	6:40.740B	48.872	43.678	5:08.190	227.0	16:28.372																					
3	17:52.432B	1:12.809			121.7	34:20.804																					
4	2:31.939	1:01.173	44.123	46.643	83.8	36:52.743																					
5	2:02.357	41.554	37.794	43.009	264.5	38:55.100																					
6	2:00.919	40.478	37.611	42.830	261.3	40:56.019																					
7	1:56.288	39.489	36.722	40.077	262.6	42:52.307																					
8	5:49.248B	39.255	40.556	4:29.437	263.9	48:41.555																					
9	2:12.222	51.503	39.251	41.468	179.7	50:53.777																					
10	1:55.725	39.195	36.375	40.155		52:49.502																					
132 Henrik KAMSTRUP DNK																											
Formula Racing														488 Challenge EVO													



COPPA SHELL MUGELLO Qualifying 1

Sector Analysis

_ Invalidated Lap							■ Personal Best							■ Session Best							B Crossing the pit lane						
Lap	Time	Sector 1	Sector 2	Sector 3	T.Spd	Elapsed	Lap	Time	Sector 1	Sector 2	Sector 3	T.Spd	Elapsed	Lap	Time	Sector 1	Sector 2	Sector 3	T.Spd	Elapsed	Lap	Time	Sector 1	Sector 2	Sector 3	T.Spd	Elapsed
1	3:29.335	1:34.040	58.338	56.957	87.2	3:29.335	10	1:56.586	39.589	36.728	40.269	268.4	41:39.406														
2	2:31.001	50.904	49.382	50.715	234.8	6:00.336	11	11:25.186B	40.403	39.684	...	265.2	53:04.592														
3	2:17.998	46.536	41.555	49.907	265.2	8:18.334	155 Laurent DE MEEUS BEL																				
4	2:09.508	43.905	41.678	43.925	264.5	10:27.842	HR Owen - FF Corse 488 Challenge EVO																				
5	5:50.145B	40.791	49.291	4:20.063	265.8	16:17.987	1	27:26.142B	106.5	27:26.142															
6	11:06.266B	1:12.609	104.1	27:24.253	2	5:56.728B	1:14.930	...	82.0	33:22.870															
7	5:57.247B	1:14.773	84.3	33:21.500	3	2:39.951	1:06.028	47.089	46.834	101.6	36:02.821														
8	2:38.053	1:06.761	45.515	45.777	116.5	35:59.553	4	1:59.592	41.503	37.187	40.902	262.6	38:02.413														
9	2:03.551	42.795	38.978	41.778	270.4	38:03.104	5	1:54.651	39.155	36.094	39.402	264.5	39:57.064														
10	1:58.077	40.423	36.941	40.713	271.8	40:01.181	6	1:57.937	39.936	36.803	41.198	268.4	41:55.001														
11	1:58.059	39.935	37.614	40.510	269.8	41:59.240	7	1:54.161	38.761	35.886	39.514	265.2	43:49.162														
12	1:56.570	39.856	36.618	40.096	269.8	43:55.810	8	4:26.852B	47.859	...	264.5	48:16.014															
13	4:15.853B	51.371	218.3	48:11.663	9	2:19.192	55.634	39.758	43.800	158.5	50:35.206														
14	2:19.472	57.400	40.322	41.750	136.9	50:31.135	10	1:54.245	38.837	35.751	39.657	264.5	52:29.451														
15	1:57.800	40.129	37.227	40.444	268.4	52:28.935	11	1:57.227B	40.451	...	266.5	54:26.678															
16	1:54.947	39.119	36.047	39.781	268.4	54:23.882	161 Thomas GOSTNER ITA																				
136 Alexander NUSSBAUMER AUT							CDP - MP Racing 488 Challenge EVO																				
1	17:34.431B	115.7	17:34.431	1	27:52.210B	...	1:03.328	...	96.1	27:52.210														
2	16:07.122B	...	53.936	4:27.379	120.1	33:41.553	2	6:03.509B	1:15.786	...	104.8	33:55.719															
3	2:48.924	1:06.745	51.109	51.070	108.0	36:30.477	3	2:47.607	1:06.591	50.033	50.983	110.5	36:43.326														
4	2:13.580	42.896	44.279	46.405	259.5	38:44.057	4	2:01.004	41.028	38.896	41.080	262.0	38:44.330														
5	2:15.427	47.097	46.303	42.027	263.9	40:59.484	5	2:02.934	44.042	38.613	40.279	265.8	40:47.264														
6	2:05.147	43.993	40.072	41.082	242.7	43:04.631	6	1:55.261	39.194	36.281	39.786	265.8	42:42.525														
7	5:41.184B	39.147	37.843	4:24.194	260.7	48:45.815	7	5:30.298B	38.779	36.063	4:15.456	265.8	48:12.823														
8	2:24.869	56.771	38.394	49.704	145.3	51:10.684	8	2:26.276	57.764	43.711	44.801	136.4	50:39.099														
9	1:53.796	38.826	35.353	39.617	263.9	53:04.480	9	1:54.929	38.882	36.496	39.551	267.8	52:34.028														
140 Giuseppe FRASCARO CHE							163 Renè MATERA CZE																				
1	4:09.607	1:52.609	1:08.314	1:08.684	83.7	4:09.607	1	7:21.968	5:27.332	59.259	55.377	90.1	7:21.968														
2	2:51.890	1:06.677	54.425	50.788	108.0	7:01.497	2	2:48.115	50.938	1:11.745	45.432	247.7	10:10.083														
3	2:23.363	48.049	47.228	48.086	234.8	9:24.860	3	7:18.100B	45.235	44.468	5:48.397	258.9	17:28.183														
4	2:16.394	44.937	44.960	46.497	258.9	11:41.254	4	16:42.585B	...	53.415	4:58.291	126.4	34:10.768														
5	4:53.943B	1:02.000	109.6	16:35.197	5	2:37.744	1:06.341	45.815	45.588	117.0	36:48.512														
6	11:04.573B	1:13.004	117.0	27:39.770	6	2:06.596	43.031	39.860	43.705	261.3	38:55.108														
7	5:49.607B	1:13.762	99.5	33:29.377	7	2:03.601	42.302	38.324	42.975	259.5	40:58.709														
8	2:54.738	1:08.030	53.459	53.249	113.6	36:24.115	8	2:00.589	41.644	38.312	40.633	264.5	42:59.298														
9	2:18.280	45.359	46.346	46.575	258.9	38:42.395	9	5:21.849B	39.596	36.797	4:05.456	265.8	48:21.147														
10	2:14.620	44.791	44.015	45.814	261.3	40:57.015	10	2:22.568	56.458	40.297	45.813	151.4	50:43.715														
11	2:12.518	44.530	43.429	44.559	264.5	43:09.533	11	1:55.174	39.414	36.039	39.721	267.8	52:38.889														
12	5:20.422B	42.176	47.809	3:50.437	265.2	48:29.955	12	1:54.634	38.900	36.064	39.670	266.5	54:33.523														
13	2:32.782	58.416	45.838	48.528	121.9	51:02.737	172 Giuseppe RAMELLI ITA																				
14	2:05.060	41.150	40.291	43.619	263.9	53:07.797	Rossocorsa - Pellin Racing 488 Challenge EVO																				
1	5:19.364	3:19.540	1:04.447	55.377	96.7	5:19.364	1	11:45.268	...	51.106	49.309	106.1	11:45.268														
2	2:07.829	44.967	38.259	44.603	241.1	7:27.193	2	16:59.166B	1:04.791	...	141.2	28:44.434															
3	2:00.972	41.638	37.436	41.898	264.5	9:28.165	3	6:57.518	5:28.743	44.544	44.231	106.7	35:41.952														
4	2:16.275	44.290	46.960	45.025	267.8	11:44.440	4	1:57.485	40.988	36.780	39.717	262.6	37:39.437														
5	4:58.720B	1:00.373	145.2	16:43.160	5	1:55.417	39.388	36.765	39.264	269.1	39:34.854														
6	16:30.543B	1:16.679	111.7	33:13.703	6	1:53.470	38.824	35.451	39.195	267.8	41:28.324														
7	2:31.454	1:05.940	43.212	42.302	113.7	35:45.157	7	1:52.724	38.242	35.384	39.098	267.8	43:21.048														
8	2:01.341	40.391	37.564	43.386	265.8	37:46.498	173 Corinna GOSTNER ITA																				
9	1:56.322	39.726	36.345	40.251	266.5	39:42.820	CDP - MP Racing 488 Challenge EVO																				



COPPA SHELL MUGELLO Qualifying 1

Sector Analysis

— Invalidated Lap ■ Personal Best ■ Session Best B Crossing the pit lane

Lap	Time	Sector 1	Sector 2	Sector 3	T.Spd	Elapsed	Lap	Time	Sector 1	Sector 2	Sector 3	T.Spd	Elapsed	
1	27:56.381 B	...			87.3	27:56.381	5	1:54.282	39.550	35.488	39.244	267.8	11:17.995	
2	6:02.062 B	1:16.006			103.0	33:58.443	6	28:52.218 B	45.387				268.4	40:10.213
3	2:45.688	1:08.518	48.035	49.135	106.5	36:44.131	7	2:17.889	58.074	38.453	41.362	176.8	42:28.102	
4	2:04.016	43.533	38.899	41.584	262.0	38:48.147	8	2:39.206 B	39.015	35.978	1:24.213	265.2	45:07.308	
5	2:01.757	41.078	40.311	40.368	267.1	40:49.904	9	5:09.552	3:50.299	37.685	41.568	143.8	50:16.860	
6	1:56.193	39.835	36.335	40.023	267.1	42:46.097	10	1:54.574	39.185	35.777	39.612	269.1	52:11.434	
7	5:28.514 B	38.778	35.996	4:13.740	267.1	48:14.611	11	1:54.504	38.814	35.943	39.747	269.1	54:05.938	
8	2:26.552	56.770	43.496	46.286	142.9	50:41.163								
9	1:55.102	39.127	36.109	39.866	266.5	52:36.265								
10	1:56.559	39.671	36.582	40.306	268.4	54:32.824								

177 **Fons SCHELTEMA** NLD
Kessel Racing 488 Challenge EVO

1	7:05.607	5:15.774	52.022	57.811	95.6	7:05.607
2	2:26.469	51.338	45.838	49.293	189.1	9:32.076
3	1:59.846	41.295	38.350	40.201	264.5	11:31.922
4	23:18.029 B	52.839			265.2	34:49.951
5	2:43.513	1:09.664	45.731	48.118	108.2	37:33.464
6	1:56.085	40.406	36.150	39.529	266.5	39:29.549
7	1:54.195	39.242	35.769	39.184	268.4	41:23.744
8	1:53.964	38.887	35.655	39.422	267.8	43:17.708
9	6:52.529 B	38.915	5:33.155	40.459	266.5	50:10.237
10	1:53.320	38.697	35.022	39.601	264.5	52:03.557
11	1:53.736	38.783	35.448	39.505	266.5	53:57.293

181 **Maurizio PITORRI** ITA
CDP - Best Lap 488 Challenge EVO

1	16:30.104 B	...	49.661	4:47.715	91.1	16:30.104
2	12:04.528 B	2:07.264			119.3	28:34.632
3	7:10.445	5:31.080	48.753	50.612	127.2	35:45.077
4	2:07.687	44.677	40.013	42.997	231.3	37:52.764
5	1:59.843	40.590	37.535	41.718	263.9	39:52.607
6	1:56.590	39.963	36.191	40.436	263.2	41:49.197
7	1:56.155	39.344	35.978	40.833	265.2	43:45.352
8	1:53.232 B	48.592			265.2	45:38.584
9	4:52.353	3:28.740	41.172	42.441	112.4	50:30.937
10	1:58.101	39.788	37.298	41.015	267.8	52:29.038
11	1:55.910	39.855	36.024	40.031	265.8	54:24.948

182 **Willem VAN DER VORM** MCO
Scuderia Monte-Carlo 488 Challenge EVO

1	2:56.714	1:16.501	50.564	49.649	119.6	2:56.714
2	2:00.073	41.264	37.704	41.105	258.9	4:56.787
3	1:59.336	39.446	37.415	42.475	265.8	6:56.123
4	1:54.517	39.171	35.617	39.729		8:50.640
5	1:54.328	38.859	35.563	39.906	266.5	10:44.968
6	18:10.779 B	44.939			241.1	28:55.747
7	6:47.789	5:18.180	44.370	45.239	111.2	35:43.536
8	1:56.464 B	40.860			263.9	37:40.000
9	2:47.459	1:20.892	41.598	44.969	177.6	40:27.459

183 **Christian HERDT-WIPPER** DEU
Saggio München 488 Challenge EVO

1	3:17.813	1:29.956	52.893	54.964	86.1	3:17.813
2	2:10.918	46.803	41.592	42.523	246.5	5:28.731
3	1:55.975	39.994	35.914	40.067	267.1	7:24.706
4	1:59.007	40.397	38.311	40.299	267.1	9:23.713

196 **Michael SIMONCIC** AUT
Baron Motorsport 488 Challenge EVO

1	29:14.309 B	...			102.1	29:14.309
2	6:43.903	5:02.943	49.704	51.256	104.9	35:58.212
3	2:10.912	48.264	40.593	42.055	241.6	38:09.124
4	1:57.136	40.445	36.868	39.823	259.5	40:06.260
5	1:55.895	39.573	36.578	39.744	263.2	42:02.155
6	1:54.968	39.080	36.113	39.775	262.0	43:57.123

197 **Josef SCHUMACHER** DEU
Eberlein Automobile 488 Challenge EVO

1	3:03.390	1:21.320	51.954	50.116	90.1	3:03.390
2	2:11.891	45.768	41.767	44.356	240.5	5:15.281
3	2:02.716	42.542	38.283	41.891	257.0	7:17.997
4	2:01.348	41.349	38.829	41.170	259.5	9:19.345
5	1:54.918	39.278	36.187	39.453	261.3	11:14.263
6	28:51.279 B	48.595			263.2	40:05.542

199 **Ingvar MATTSON** SWE
Scuderia Autoropa 488 Challenge EVO

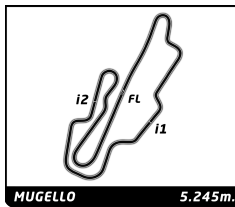
1	6:43.781	5:03.057	50.407	50.317	124.1	6:43.781
2	2:03.137	42.460	38.566	42.111	255.2	8:46.918
3	1:57.919	40.161	36.852	40.906	260.7	10:44.837
4	24:11.973 B	43.709			263.2	34:56.810
5	2:41.897	1:03.180	48.026	50.691	134.2	37:38.707
6	3:38.674 B	39.458	2:18.512	40.704	261.3	41:17.381
7	1:55.376	39.108	36.099	40.169	262.0	43:12.757
8	5:46.617 B	40.865	52.499	4:13.253	265.8	48:59.374
9	2:14.193	54.177	37.153	42.863	155.1	51:13.567
10	1:55.939	39.524	36.133	40.282	260.7	53:09.506

311 **Manny FRANCO** USA
Ferrari Lake Forest 488 Challenge EVO

1	17:52.208 B	...			121.9	17:52.208
2	15:47.276 B	...	51.690	4:28.380	100.1	33:39.484
3	3:08.144	1:10.990	59.769	57.385	103.2	36:47.628
4	2:17.722	52.702	42.720	42.300	181.2	39:05.350
5	1:54.449	39.587	35.774	39.088	266.5	40:59.799
6	1:58.052	40.776	37.204	40.072	269.8	42:57.851
7	5:21.397 B	38.313	37.503	4:05.581	267.8	48:19.248
8	2:30.601	1:00.373	48.918	41.310	138.0	50:49.849

321 **Roy CARROLL** USA
Foreign Cars Italia 488 Challenge EVO

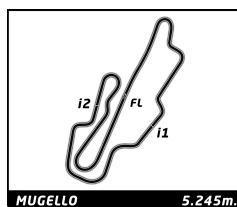
1	5:57.120 B	1:49.350	1:02.275	3:05.495	84.1	5:57.120
2	2:35.243	1:01.525	45.926	47.792	137.6	8:32.363
3	2:13.282	44.862	42.064	46.356	254.6	10:45.645
4	5:33.729 B	45.581			249.9	16:19.374
5	11:10.589 B	1:16.706			105.8	27:29.963



COPPA SHELL MUGELLO Qualifying 1

Sector Analysis

_ Invalidated Lap							■ Personal Best		■ Session Best		■ Crossing the pit lane		
Lap	Time	Sector 1	Sector 2	Sector 3	T.Spd	Elapsed	Lap	Time	Sector 1	Sector 2	Sector 3	T.Spd	Elapsed
323 Brett JACOBSON USA													
Ferrari of Houston 488 Challenge EVO													
6	5:54.899B	1:12.853			92.3	33:24.862	2	2:22.236	50.743	45.810	45.683	216.1	5:49.316
7	2:39.532	1:05.319	47.273	46.940	110.9	36:04.394	3	2:00.689	41.296	38.205	41.188	262.0	7:50.005
8	2:07.845	43.175	40.616	44.054	259.5	38:12.239	4	2:56.177B	42.095			255.8	10:46.182
9	2:07.924	42.217	41.500	44.207	260.7	40:20.163	5	5:40.158B	55.272			177.6	16:26.340
10	1:59.449	40.712	37.800	40.937	260.7	42:19.612	6	11:10.453B	1:16.739			103.2	27:36.793
11	2:36.295B	40.709	37.018	1:18.568	261.3	44:55.907	7	7:00.127B	1:10.553			92.6	34:36.920
12	5:22.433	4:01.030	39.575	41.828	142.3	50:18.340	8	2:38.534	1:06.679	45.767	46.088	122.3	37:15.454
13	1:55.845	39.551	36.274	40.020	262.6	52:14.185	9	1:57.083	40.283	36.736	40.064	263.2	39:12.537
323 Brett JACOBSON USA							341 Jeffrey NUNBERG USA						
Ferrari of Houston 488 Challenge EVO							Ferrari of Central New Jersey 488 Challenge EVO						
1	3:36.514	1:49.416	52.498	54.600	84.5	3:36.514	1	3:36.948	1:39.017	59.025	58.906	92.9	3:36.948
2	2:13.284	45.352	43.188	44.744	258.9	5:49.798	2	2:27.409	52.519	46.341	48.549	212.8	6:04.357
3	2:02.165	41.645	39.126	41.394	263.9	7:51.963	3	2:13.384	46.135	41.701	45.548	257.0	8:17.741
4	1:58.471	40.515	37.587	40.369	262.6	9:50.434	4	2:10.206	44.048	40.803	45.355	257.0	10:27.947
5	6:22.172B	40.803	38.146	5:03.223	264.5	16:12.606	5	6:17.268B	44.374	52.155	4:40.739	255.8	16:45.215
6	11:06.436B	1:12.715			99.8	27:19.042	6	10:58.932B	1:18.036			103.4	27:44.147
7	2:03.596B	1:15.002			74.8	29:22.638	7	5:49.818B	1:17.423			88.8	33:33.965
8	6:21.572	4:51.923	44.873	44.776	99.1	35:44.210	8	2:59.441	1:09.335	54.515	55.591	114.8	36:33.406
9	1:58.816	40.639	37.590	40.587	260.7	37:43.026	9	2:09.512	44.821	39.822	44.869	257.0	38:42.918
10	1:56.410	39.682	36.468	40.260	266.5	39:39.436	10	2:16.542	45.312	43.776	47.454	262.0	40:59.460
11	1:55.997	39.338	36.367	40.292	264.5	41:35.433	11	2:11.455	44.783	41.434	45.238	258.9	43:10.915
12	7:04.352B	42.888	43.082	5:38.382	256.4	48:39.785	12	5:21.484B	42.043	50.898	3:48.543	262.0	48:32.399
331 Luis PERUSQUIA MEX							369 Todd COLEMAN USA						
Ferrari of Central Florida 488 Challenge EVO							Ferrari of Denver 488 Challenge EVO						
1	4:11.568	1:55.449	1:07.968	1:08.151	103.4	4:11.568	1	3:00.945	1:20.379	51.907	48.659	98.2	3:00.945
2	2:52.984	1:06.138	55.522	51.324	107.2	7:04.552	2	1:56.583	40.640	36.500	39.443	264.5	4:57.528
3	2:21.863	50.332	43.602	47.929	219.6	9:26.415	3	1:55.878	39.518	35.867	40.493	269.1	6:53.406
4	2:23.576	44.181	47.152	52.243	241.6	11:49.991	4	1:52.578	38.357	35.025	39.196	266.5	8:45.984
5	4:48.517B	1:03.665			155.8	16:38.508	5	1:56.052	38.485	36.119	41.448	267.1	10:42.036
6	11:09.346B	1:18.889			114.2	27:47.854	6	43:54.512B	38.861			265.8	54:36.548
7	5:49.765B	1:16.757			103.8	33:37.619							
8	2:57.869	1:07.148	53.831	56.890	103.3	36:35.488							
9	2:25.424	45.564	46.028	53.832	244.9	39:00.912							
10	2:02.315	41.573	38.077	42.665	260.1	41:03.227							
11	12:47.295B	41.812	41.361	...	257.0	53:50.522							
332 Yahn BERNIER USA							372 Benoit BERGERON CAN						
Ferrari of Seattle 488 Challenge EVO							Ferrari Quebec 488 Challenge EVO						
1	4:55.404	3:13.109	52.154	50.141	107.9	4:55.404	1	16:23.918B	...			93.2	16:23.918
2	2:15.908	48.071	43.405	44.432	222.8	7:11.312	2	11:09.726B	1:15.563			103.7	27:33.644
3	2:04.971	43.705	40.355	40.911	264.5	9:16.283	3	5:52.430B	1:11.639			93.7	33:26.074
4	1:57.380	40.588	36.462	40.330	265.8	11:13.663	4	2:47.811	1:06.543	52.195	49.073	107.3	36:13.885
5	6:36.161B	47.184			265.8	17:49.824	5	1:55.489	39.701	35.843	39.945	262.6	38:09.374
6	16:28.591B	...	54.799	5:02.793	100.5	34:18.415	6	2:08.167	44.565	41.513	42.089	267.1	40:17.541
7	2:28.251	58.913	40.395	48.943	139.9	36:46.666	7	1:54.532	38.840	36.082	39.610	263.2	42:12.073
8	1:58.221	39.954	37.037	41.230	266.5	38:44.887	8	11:35.663B	39.121	37.082	...	264.5	53:47.736
9	3:35.204B	43.966	2:10.486	40.752	269.1	42:20.091							
10	1:54.613	39.088	35.780	39.745	267.1	44:14.704							
11	4:56.042B	52.143			171.5	49:10.746							
12	2:08.201	50.969	36.905	40.327	156.9	51:18.947							
13	1:54.745	39.391	35.900	39.454	268.4	53:13.692							
333 John CERVINI CAN							376 Lance CAWLEY USA						
Ferrari of Ontario 488 Challenge EVO							Ferrari of Atlanta 488 Challenge EVO						
1	3:27.080	1:32.597	58.361	56.122	100.9	3:27.080	1	4:15.475	1:57.551	1:11.275	1:06.649	88.3	4:15.475
							2	2:07.639	45.160	39.652	42.827	248.2	6:23.114
							3	2:00.925	40.939	38.200	41.786	263.9	8:24.039
							4	2:01.683	40.288	38.551	42.844	264.5	10:25.722
							5	6:15.070B	40.027			265.2	16:40.792
							6	11:01.799B	1:17.980			120.3	27:42.591
							7	5:49.494B	1:12.714			92.5	33:32.085
							8	2:56.927	1:09.796	53.930	53.201	117.3	36:29.012



COPPA SHELL MUGELLO Qualifying 1

Sector Analysis

— Invalidated Lap
 ■ Personal Best
 ■ Session Best
 B Crossing the pit lane

Lap	Time	Sector 1	Sector 2	Sector 3	T.Spd	Elapsed	Lap	Time	Sector 1	Sector 2	Sector 3	T.Spd	Elapsed
9	2:04.927	42.370	41.028	41.529	266.5	38:33.939							
10	1:56.635	39.910	36.461	40.264	265.8	40:30.574							
11	1:58.319	39.984	36.505	41.830	267.1	42:28.893							
12	2:48.262 B	39.973	36.166	1:32.123	269.1	45:17.155							
13	5:10.766	3:48.410	38.012	44.344	112.8	50:27.921							
14	1:55.318	39.532	36.034	39.752	266.5	52:23.239							
15	1:59.547 B	42.609			266.5	54:22.786							

525 **Jae Sung PARK** KOR
 Forza Motor Korea 488 Challenge EVO

1	33:16.477 B	...			101.0	33:16.477
2	3:11.816	1:09.883	1:02.833	59.100	119.2	36:28.293
3	2:08.212	42.428	42.221	43.563	258.2	38:36.505
4	1:57.781	40.854	36.347	40.580	262.0	40:34.286
5	1:55.566	39.226	36.140	40.200	263.2	42:29.852
6	3:00.441 B	47.416	37.089	1:35.936	233.8	45:30.293
7	5:36.926	3:36.184	1:03.320	57.422	114.6	51:07.219
8	2:46.791 B	39.305	39.088	1:28.398	262.0	53:54.010