

COPPA SHELL MUGELLO


Free Practice 2

Sector Analysis

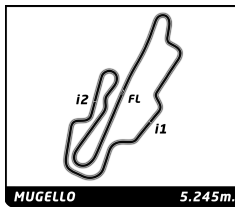
_ Invalidated Lap

 Personal Best

 Session Best

 Crossing the pit lane

Lap	Time	Sector 1	Sector 2	Sector 3	T.Spd	Elapsed	Lap	Time	Sector 1	Sector 2	Sector 3	T.Spd	Elapsed	
101 Paolo SCUDIERI ITA							119 Paul ROGERS GBR							
Sa.Mo.Car 488 Challenge EVO							JCT600 Brooklands 488 Challenge EVO							
1	3:27.508	1:44.625	50.378	52.505	123.5	3:27.508	1	3:26.880	1:45.933	49.766	51.181	121.2	3:26.880	
2	2:19.469	46.500	47.145	45.824	227.9	5:46.977	2	2:03.120B	46.816				244.9	5:30.000
3	4:18.023B	41.333	38.841	2:57.849	258.9	10:05.000	3	2:43.300	1:18.857	39.877	44.566	166.7	8:13.300	
4	3:07.209	1:29.717	50.211	47.281	117.4	13:12.209	4	2:03.028	41.545	39.024	42.459	245.4	10:16.328	
5	2:03.886	43.017	38.701	42.168	255.8	15:16.095	5	2:04.630	40.701	39.936	43.993	256.4	12:20.958	
6	1:59.521	39.945	38.390	41.186	260.1	17:15.616	6	2:01.602	40.835	38.351	42.416	256.4	14:22.560	
7	1:57.792	39.703	37.154	40.935	260.7	19:13.408	7	2:17.989	43.139	45.832	49.018	237.4	16:40.549	
8	1:58.032	39.240	37.089	41.703	260.7	21:11.440	8	2:03.504	42.888	38.470	42.146	257.6	18:44.053	
9	2:02.865	41.072	39.984	41.809	261.3	23:14.305	9	1:59.552	40.192	37.658	41.702	255.2	20:43.605	
102 Claudio SCHIAVONI ITA							121 Peter CHRISTENSEN DNK							
Scuderia Niki - Iron Lynx 488 Challenge EVO							Formula Racing 488 Challenge EVO							
1	2:30.139	1:03.797	43.222	43.120	131.3	2:30.139	1	3:53.037	2:19.578	45.890	47.569	114.1	3:53.037	
2	2:00.030	41.223	38.477	40.330	262.6	4:30.169	2	1:59.777	40.151	36.393	43.233	261.3	5:52.814	
3	1:57.300	39.618	37.129	40.553	265.8	6:27.469	3	2:02.839	43.178	35.493	44.168	262.0	7:55.653	
4	1:58.936	40.008	36.882	42.046	265.2	8:26.405	4	1:55.203	39.560	35.558	40.085	258.2	9:50.856	
5	2:00.023	40.604	39.102	40.317	263.9	10:26.428	5	1:54.840	39.164	35.838	39.838	260.7	11:45.696	
6	1:56.575	39.727	36.522	40.326	263.9	12:23.003	6	1:58.727	41.399	37.247	40.081	263.9	13:44.423	
7	3:20.407B	40.712			265.2	15:43.410	7	4:13.766B	41.094			239.5	17:58.189	
8	2:20.767	56.892	42.119	41.756	140.6	18:04.177	8	2:37.947	1:06.252	46.227	45.468	87.0	20:36.136	
9	1:58.832	40.043	38.171	40.618	264.5	20:03.009	9	2:06.456	42.161	37.733	46.562	262.6	22:42.592	
10	1:54.600	39.092	35.828	39.680	263.9	21:57.609	10	1:50.428B	39.475			260.1	24:33.020	
107 Jonathan SATCHELL GBR							126 Joakim OLANDER SWE							
HR Owen 488 Challenge EVO							Scuderia Autoropa 488 Challenge EVO							
1	3:26.497	1:45.028	49.952	51.517	124.1	3:26.497	1	4:20.449	2:53.948	42.689	43.812	124.0	4:20.449	
2	2:13.290	46.529	43.714	43.047	252.8	5:39.787	2	1:59.685	40.849	37.925	40.911	262.0	6:20.134	
3	2:02.137	41.711	38.299	42.127	255.2	7:41.924	3	2:20.481B	39.764	38.025	1:02.692	263.9	8:40.615	
4	2:01.176	40.913	38.566	41.697	254.6	9:43.100	4	7:58.974	6:28.232	45.500	45.242	122.7	16:39.589	
5	2:00.511	40.067	37.402	43.042	257.0	11:43.611	5	2:01.359	41.786	38.347	41.226	264.5	18:40.948	
6	1:54.389B	47.852			255.8	13:38.000	6	1:54.653	39.079	36.197	39.377	263.9	20:35.601	
7	2:43.530	1:21.074	39.638	42.818	121.7	16:21.530	7	1:55.516	38.698	36.895	39.923	265.2	22:31.117	
8	1:59.095	40.152	37.715	41.228	257.0	18:20.625	8	6:01.568B	39.351	38.402	4:43.815	265.8	28:32.685	
9	2:01.931	40.531	37.961	43.439	257.6	20:22.556								
10	2:01.913	40.953	37.973	42.987	245.4	22:24.469								
109 Ernst KIRCHMAYR AUT							127 Tommy LINDROTH SWE							
Baron Motorsport 488 Challenge EVO							Baron Motorsport 488 Challenge EVO							
1	3:55.775	2:17.959	46.614	51.202	123.8	3:55.775	1	3:28.802	1:47.818	48.902	52.082	88.5	3:28.802	
2	2:09.864	43.236	39.675	46.953	260.7	6:05.639	2	2:16.425	45.887	46.171	44.367	257.6	5:45.227	
3	2:04.352	39.388	39.246	45.718	258.9	8:09.991	3	2:00.211	40.811	38.368	41.032	257.0	7:45.438	
4	1:54.978	38.917	35.645	40.416	259.5	10:04.969	4	2:01.841	40.755	38.551	42.535	257.6	9:47.279	
5	4:28.393B	39.599	37.186	3:11.608	262.6	14:33.362	5	3:39.573B	41.537			260.1	13:26.852	
6	2:31.754	1:03.283	44.097	44.374	132.7	17:05.116	6	2:39.571	1:05.860	47.962	45.749	123.1	16:06.423	
7	1:53.972	39.090	35.702	39.180	261.3	18:59.088	7	2:04.517	42.063	39.282	43.172	259.5	18:10.940	
8	2:23.525	46.258	43.870	53.397	252.8	21:22.613	8	1:57.949	40.428	37.121	40.400	261.3	20:08.889	
9	1:52.538	38.413	35.060	39.065	260.1	23:15.151	9	1:56.839	39.658	36.796	40.385	262.0	22:05.728	
118 James WEILAND USA							128 Christian KINCH SWE							
Rossocorsa 488 Challenge EVO							Formula Racing 488 Challenge EVO							
1	12:55.394	...	44.278	44.134	137.4	12:55.394	1	4:07.713	2:43.342	41.297	43.074	129.1	4:07.713	
2	1:59.008	40.501	37.945	40.562	256.4	14:54.402	2	2:02.747	43.132	38.987	40.628	261.3	6:10.460	
3	4:10.083B	39.299	38.458	2:52.326	258.2	19:04.485	3	2:02.786	39.930	39.233	43.623	262.0	8:13.246	
4	2:34.160B	1:02.509			125.0	21:38.645	4	1:56.710	39.290	36.621	40.799	261.3	10:09.956	



**COPPA SHELL
MUGELLO**
Free Practice 2

Sector Analysis

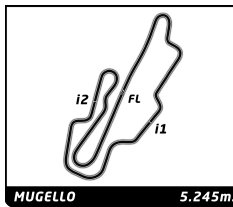
— Invalidated Lap

■ Personal Best

■ Session Best

B Crossing the pit lane


Lap	Time	Sector 1	Sector 2	Sector 3	T.Spd	Elapsed	Lap	Time	Sector 1	Sector 2	Sector 3	T.Spd	Elapsed
5	3:20.044 B	42.597			262.0	13:30.000	10	1:57.707	39.868	36.796	41.043	265.8	22:52.119
6	2:59.639	1:27.044	47.976	44.619	126.9	16:29.639	155 Laurent DE MEEUS BEL						
7	2:00.535	43.144	37.381	40.010	260.7	18:30.174	HR Owen - FF Corse 488 Challenge EVO						
8	1:56.697	38.949	37.776	39.972	262.0	20:26.871	1	3:07.101	1:29.338	47.980	49.783	92.9	3:07.101
9	1:54.315	39.085	35.723	39.507	263.2	22:21.186	2	2:10.182	43.295	41.782	45.105	256.4	5:17.283
10	6:08.746 B	38.744	37.977	4:52.025	263.2	28:29.932	3	1:58.493	40.367	37.512	40.614	259.5	7:15.776
132 Henrik KAMSTRUP DNK							4	1:58.067	40.125	37.469	40.473	259.5	9:13.843
Formula Racing 488 Challenge EVO							5	1:58.184	39.990	37.798	40.396	258.9	11:12.027
1	3:30.715	1:49.567	48.265	52.883	112.1	3:30.715	6	2:43.592 B	40.268			260.1	13:55.619
2	2:19.814	46.831	45.386	47.597	262.0	5:50.529	7	2:53.331	1:09.180	52.400	51.751	132.9	16:48.950
3	2:10.774	47.649	41.720	41.405	238.9	8:01.303	8	2:06.852	45.767	39.360	41.725	217.0	18:55.802
4	2:02.496	40.522	39.405	42.569	263.2	10:03.799	9	1:56.602	39.080	36.337	41.185	261.3	20:52.404
5	3:55.316 B	45.006	46.814	2:23.496	263.9	13:59.115	10	1:55.233	39.142	36.181	39.910	262.6	22:47.637
6	2:39.743	1:03.787	48.196	47.760	123.5	16:38.858	11	5:33.411 B	40.705			261.3	28:21.048
7	2:11.944	46.155	41.926	43.863	263.9	18:50.802	161 Thomas GOSTNER ITA						
8	2:02.504	41.118	37.395	43.991	265.2	20:53.306	CDP - MP Racing 488 Challenge EVO						
9	1:57.767	39.773	37.466	40.528	268.4	22:51.073	1	3:01.284	1:22.691	50.886	47.707	132.6	3:01.284
10	5:59.793 B	42.580	266.5	28:50.866			2	1:59.787	41.282	38.088	40.417	262.0	5:01.071
136 Alexander NUSSBAUMER AUT							3	1:56.824	40.194	36.772	39.858	264.5	6:57.895
Gohm Motorsport 488 Challenge EVO							4	1:55.708	39.253	36.497	39.958	262.0	8:53.603
1	2:27.372	1:02.040	41.397	43.935	133.4	2:27.372	5	1:55.702	39.345	36.440	39.917	262.0	10:49.305
2	2:00.509	40.674	38.732	41.103	255.2	4:27.881	6	3:35.915 B	41.105	38.302	2:16.508	262.6	14:25.220
3	1:58.153	40.119	37.102	40.932	260.7	6:26.034	7	2:42.675	1:04.504	49.810	48.361	118.0	17:07.895
4	1:58.434	40.537	37.212	40.685	257.0	8:24.468	8	1:59.799	40.572	37.677	41.550	262.6	19:07.694
5	3:07.751 B	41.107			259.5	11:32.219	9	1:54.176	39.193	35.915	39.068	263.9	21:01.870
6	2:30.031	1:03.942	42.942	43.147	141.7	14:02.250	10	1:54.202	38.718	36.001	39.483	263.9	22:56.072
7	1:58.258	39.874	37.557	40.827	255.8	16:00.508	11	5:39.045 B	43.715			265.8	28:35.117
8	1:56.398	39.832	36.297	40.269	258.2	17:56.906	163 Renè MATERA CZE						
9	1:55.126	39.378	35.718	40.030	260.1	19:52.032	Scuderia Praha 488 Challenge EVO						
10	2:03.659	39.805	38.817	45.037	260.1	21:55.691	1	4:43.765	3:02.582	49.993	51.190	124.7	4:43.765
11	6:52.290 B	40.045	37.716	5:34.529	260.1	28:47.981	2	2:10.554	44.640	42.132	43.782	255.8	6:54.319
140 Giuseppe FRASCARO CHE							3	1:58.594	40.693	37.234	40.667	257.6	8:52.913
Kessel Racing 488 Challenge EVO							4	2:02.987	41.085	39.944	41.958	258.2	10:55.900
1	3:26.135	1:40.138	53.014	52.983	95.4	3:26.135	5	2:00.597	40.384	38.433	41.780	258.9	12:56.497
2	2:24.058	46.457	47.975	49.626	253.4	5:50.193	6	1:59.801	41.517	37.500	40.784	260.1	14:56.298
3	2:29.089	47.393	50.390	51.306	246.0	8:19.282	7	2:00.642	40.465	39.426	40.751	260.7	16:56.940
4	2:19.345	45.270	46.335	47.740	249.4	10:38.627	8	2:01.766	40.041	38.240	43.485	263.9	18:58.706
5	2:16.459	44.023	44.030	48.406	255.2	12:55.086	9	1:56.503	39.721	36.378	40.404	260.1	20:55.209
6	2:16.044	44.603	43.991	47.450	257.6	15:11.130	10	1:58.623	40.101	36.866	41.656	262.6	22:53.832
7	2:13.688	43.024	44.122	46.542	257.6	17:24.818	172 Giuseppe RAMELLI ITA						
8	2:11.644	42.764	42.339	46.541	258.2	19:36.462	Rossocorsa - Pellin Racing 488 Challenge EVO						
9	2:12.267	43.132	43.323	45.812	258.2	21:48.729	1	3:42.795	2:12.918	43.681	46.196	121.2	3:42.795
150 Werner GENTER DEU							2	2:09.586	42.160	40.117	47.309	262.6	5:52.381
Moll Sportwagen Hannover 488 Challenge EVO							3	2:05.907	46.186	39.737	39.984	262.6	7:58.288
1	4:05.742	2:31.814	47.421	46.507	94.2	4:05.742	4	1:55.064	39.145	36.338	39.581	262.6	9:53.352
2	2:01.905	41.499	38.685	41.721	262.6	6:07.647	5	1:56.818	40.390	36.371	40.057	265.2	11:50.170
3	2:06.106	41.662	39.871	44.573	260.7	8:13.753	6	3:28.716 B	44.336			263.9	15:18.886
4	2:02.228	41.529	39.186	41.513	254.6	10:15.981	7	2:32.258	1:00.675	45.000	46.583	138.9	17:51.144
5	2:05.509	39.813	40.413	45.283	261.3	12:21.490	8	1:58.599	41.440	37.403	39.756	263.2	19:49.743
6	2:23.462 B	41.375			243.2	14:44.952	9	2:01.855	39.127	37.623	45.105	263.9	21:51.598
7	2:11.517	51.383	38.932	41.202	173.1	16:56.469	10	6:50.202 B	40.070	35.865	5:34.267	262.0	28:41.800
8	2:00.454	39.760	38.499	42.195	262.0	18:56.923							
9	1:57.489	39.666	36.949	40.874	263.9	20:54.412							


**COPPA SHELL
MUGELLO**
Free Practice 2
Sector Analysis

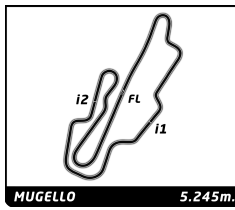
_ Invalidated Lap

 Personal Best

 Session Best

 Crossing the pit lane

Lap	Time	Sector 1	Sector 2	Sector 3	T.Spd	Elapsed	Lap	Time	Sector 1	Sector 2	Sector 3	T.Spd	Elapsed	
173	Corinna GOSTNER ITA							3	2:01.778	39.470	37.465	44.843	263.2	8:32.380
	CDP - MP Racing 488 Challenge EVO							4	1:59.282	39.148	37.667	42.467	263.2	10:31.662
1	3:06.383	1:28.592	47.868	49.923	91.5	3:06.383	5	1:55.940	39.136	36.773	40.031	263.9	12:27.602	
2	2:07.354	43.501	40.703	43.150	254.0	5:13.737	6	5:21.383 B	40.748	3:58.448	42.187	242.1	17:48.985	
3	1:58.166	40.551	37.036	40.579	257.0	7:11.903	7	1:57.090	39.079	36.162	41.849	263.2	19:46.075	
4	2:11.401	40.319	49.298	41.784	258.9	9:23.304	8	2:05.826	39.180	36.913	49.733	262.6	21:51.901	
5	1:59.029	40.397	37.109	41.523	257.0	11:22.333								
6	3:05.069 B	40.749			260.7	14:27.402								
7	2:41.109	1:05.809	49.614	45.686	117.8	17:08.511								
8	1:59.926	41.181	36.773	41.972	262.6	19:08.437								
9	1:56.619	39.646	36.837	40.136	262.0	21:05.056								
177	Fons SCHELTEMA NLD													
	Kessel Racing 488 Challenge EVO													
1	3:15.779	1:40.283	46.887	48.609	119.1	3:15.779								
2	2:05.673	43.102	38.499	44.072	245.4	5:21.452								
3	1:57.154	40.447	36.573	40.134	257.6	7:18.606								
4	1:56.677	39.945	36.451	40.281	258.2	9:15.283								
5	2:02.010	39.996	39.288	42.726	257.6	11:17.293								
6	4:05.602 B	39.911	36.949	2:48.742	257.6	15:22.895								
7	2:31.581	1:01.734	46.328	43.519	131.0	17:54.476								
8	1:56.722	40.251	36.573	39.898	260.1	19:51.198								
9	1:56.270	38.981	36.759	40.530	262.0	21:47.468								
178	Axel SARTINGEN DEU													
	Lueg Sportivo 488 Challenge EVO													
1	2:34.119	1:07.369	41.509	45.241	128.1	2:34.119								
2	1:59.063	40.745	37.620	40.698	258.2	4:33.182								
3	1:56.142	39.340	36.594	40.208	262.0	6:29.324								
4	3:14.789 B	39.820			262.0	9:44.113								
5	2:35.988	1:04.284	46.623	45.081	122.0	12:20.101								
6	1:56.197	40.213	36.272	39.712	257.0	14:16.298								
7	2:14.382	47.611	44.357	42.414	264.5	16:30.680								
8	1:54.388	39.422	35.129	39.837	263.2	18:25.068								
9	1:57.483	39.183	35.418	42.882	262.0	20:22.551								
10	1:55.997	39.088	36.687	40.222	262.0	22:18.548								
11	6:19.883 B	38.643	37.563	5:03.677	264.5	28:38.431								
181	Maurizio PITORRI ITA													
	CDP - Best Lap 488 Challenge EVO													
1	2:34.700	1:03.479	44.852	46.369	129.4	2:34.700								
2	2:05.841	43.059	39.882	42.900	249.9	4:40.541								
3	1:57.229	40.428	36.607	40.194	259.5	6:37.770								
4	1:55.472	39.452	36.154	39.866	260.1	8:33.242								
5	2:01.389	39.325	40.563	41.501	263.9	10:34.631								
6	1:58.007	39.498	36.427	42.082	265.2	12:32.638								
7	2:01.890	39.700	36.057	46.133	261.3	14:34.528								
8	2:08.946	39.174	46.733	43.039	261.3	16:43.474								
9	2:04.601	41.784	38.749	44.068	263.9	18:48.075								
10	1:56.521	39.707	36.308	40.506	260.1	20:44.596								
11	2:53.855 B	41.302			263.2	23:38.451								
182	Willem VAN DER VORM MCO													
	Scuderia Monte-Carlo 488 Challenge EVO													
1	4:27.134	2:57.710	45.200	44.224	138.7	4:27.134								
2	2:03.468	40.115	40.139	43.214	260.7	6:30.602								
183	Christian HERDT-WIPPER DEU													
	Saggio München 488 Challenge EVO													
1	3:04.313	1:27.439	48.169	48.705	94.3	3:04.313								
2	4:07.269 B	45.065	42.304	2:39.900	251.7	7:11.582								
3	2:15.005	51.541	39.837	43.627	175.4	9:26.587								
4	2:06.079	42.271	39.959	43.849	262.6	11:32.666								
5	1:55.877	39.111	37.063	39.703	263.2	13:28.543								
6	1:55.649	38.928	38.928	36.901	39.820	15:24.192								
7	1:56.576	39.151	36.792	40.633	264.5	17:20.768								
8	1:54.675	38.829	36.034	39.812	264.5	19:15.443								
9	1:55.598	38.837	36.291	40.470	265.8	21:11.041								
10	2:18.130 B	40.374			263.9	23:29.171								
196	Michael SIMONCIC AUT													
	Baron Motorsport 488 Challenge EVO													
1	3:59.419	2:21.295	48.275	49.849	122.8	3:59.419								
2	2:09.598	43.254	40.614	45.730	255.2	6:09.017								
3	2:05.681	42.902	38.814	43.965	248.2	8:14.698								
4	2:02.892	41.861	38.285	42.746	248.8	10:17.590								
5	4:56.595 B	41.375	38.826	3:36.394	228.9	15:14.185								
6	2:27.943	58.492	44.529	44.922	136.2	17:42.128								
7	2:05.450	40.815	39.484	45.151	257.6	19:47.578								
8	2:05.733	39.662	43.000	43.071	255.8	21:53.311								
197	Josef SCHUMACHER DEU													
	Eberlein Automobile 488 Challenge EVO													
1	2:54.273	1:18.771	47.869	47.633	131.0	2:54.273								
2	2:06.403	43.566	40.231	42.606	254.6	5:00.676								
3	1:59.139	41.265	36.959	40.915	257.6	6:59.815								
4	1:55.330	39.358	36.247	39.725	262.0	8:55.145								
5	3:19.042 B	40.490	37.254	2:01.298	259.5	12:14.187								
6	2:08.469	50.096	37.883	40.490	172.3	14:22.656								
7	2:08.754	42.528	43.391	42.835	258.9	16:31.410								
199	Ingvar MATTSON SWE													
	Scuderia Autoropa 488 Challenge EVO													
1	2:58.503	1:13.254	51.570	53.679	127.3	2:58.503								
311	Manny FRANCO USA													
	Ferrari Lake Forest 488 Challenge EVO													
1	3:04.822	1:38.848	42.160	43.814	124.1	3:04.822								
2	1:56.752	40.156	36.727	39.869	261.3	5:01.574								
3	1:58.909	40.476	37.127	41.306	263.9	7:00.483								
4	1:54.888	39.258	36.078	39.552	262.6	8:55.371								
5	1:54.513	39.496	35.564	39.453	265.8	10:49.884								
6	2:00.115	40.763	38.239	41.113	263.9	12:49.999								
7	1:53.057	38.679	34.928	39.450	260.7	14:43.056								
8	1:55.297	38.761	35.263	41.273	262.6	16:38.353								
9	1:53.740	38.733	35.410	39.597	262.6	18:32.093								
10	1:55.561	38.556	36.758	40.247	263.2	20:27.654								



COPPA SHELL MUGELLO


Free Practice 2

Sector Analysis

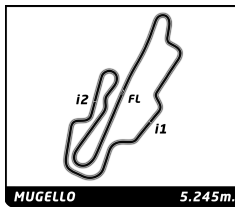
_ Invalidated Lap

 Personal Best

 Session Best

 Crossing the pit lane

Lap	Time	Sector 1	Sector 2	Sector 3	T.Spd	Elapsed	Lap	Time	Sector 1	Sector 2	Sector 3	T.Spd	Elapsed
11	1:57.235	40.431	36.839	39.965	258.9	22:24.889	6	1:59.234	40.940	37.155	41.139	256.4	14:10.257
321 Roy CARROLL USA							7	2:00.006	41.573	37.313	41.120	263.2	16:10.263
Foreign Cars Italia 488 Challenge EVO							8	2:01.065	40.559	37.604	42.902	266.5	18:11.328
1	3:35.580	1:59.298	46.617	49.665	124.0	3:35.580	9	2:02.590	40.705	40.394	41.491	264.5	20:13.918
2	5:12.706 B	44.364	43.790	3:44.552	233.3	8:48.286	10	1:58.214	40.160	37.384	40.670	263.9	22:12.132
3	2:36.649	1:00.736	47.662	48.251	135.4	11:24.935	339 John CERVINI CAN						
4	2:09.032	43.325	42.479	43.228	253.4	13:33.967	Ferrari of Ontario 488 Challenge EVO						
5	1:59.700	41.404	37.654	40.642	256.4	15:33.667	1	2:49.465	1:11.989	49.811	47.665	116.4	2:49.465
6	2:00.573	41.440	38.010	41.123	257.0	17:34.240	2	2:02.198	42.658	38.526	41.014	257.0	4:51.663
7	2:00.450	40.354	36.945	43.151	258.2	19:34.690	3	1:56.970	39.411	37.786	39.773	258.9	6:48.633
8	2:22.805	39.688	1:00.887	42.230	255.8	21:57.495	4	1:54.975	39.363	36.189	39.423	258.9	8:43.608
323 Brett JACOBSON USA							5	1:56.210	39.344	36.234	40.632	258.9	10:39.818
Ferrari of Houston 488 Challenge EVO							6	2:03.695	43.259	40.005	40.431	261.3	12:43.513
1	3:39.631	2:01.197	46.996	51.438	122.6	3:39.631	7	4:16.007 B	39.712	37.134	2:59.161	259.5	16:59.520
2	2:38.187 B	42.972	41.949	1:13.266	260.1	6:17.818	8	2:10.690	53.602	36.941	40.147	160.6	19:10.210
3	2:10.015	50.931	37.584	41.500	173.4	8:27.833	9	1:57.554	39.375	37.376	40.803	262.0	21:07.764
4	2:00.491	40.482	39.055	40.954	261.3	10:28.324	10	1:59.355	39.701	36.880	42.774	260.7	23:07.119
5	1:58.591	40.209	37.438	40.944	260.1	12:26.915	341 Jeffrey NUNBERG USA						
6	1:57.890	39.664	37.270	40.956	262.0	14:24.805	Ferrari of Central New Jersey 488 Challenge EVO						
7	2:29.115 B	41.535	45.667	1:01.913	261.3	16:53.920	1	3:12.453	1:33.226	50.004	49.223	105.1	3:12.453
8	3:27.308	2:05.546	38.234	43.528	135.2	20:21.228	2	2:10.184	43.644	40.796	45.744	254.0	5:22.637
9	1:57.211	39.894	36.770	40.547	258.9	22:18.439	3	2:07.447	43.340	40.477	43.630	257.6	7:30.084
10	5:55.968 B	40.177	37.310	4:38.481	262.0	28:14.407	4	2:06.786	43.155	40.063	43.568	254.6	9:36.870
327 Lisa CLARK USA							5	2:08.462	43.105	40.051	45.306	255.2	11:45.332
Ferrari of Beverly Hills 488 Challenge EVO							6	2:07.865	44.356	40.277	43.232	258.2	13:53.197
1	3:44.930	2:09.206	46.055	49.669	99.5	3:44.930	7	2:11.309	43.393	42.851	45.065	257.0	16:04.506
2	2:10.772	42.262	41.782	46.728		5:55.702	8	2:08.874	42.411	40.567	45.896	257.0	18:13.380
3	2:07.112	43.365	42.179	41.568		8:02.814	9	2:10.237	43.291	40.752	46.194	258.9	20:23.617
4	2:03.260	41.303	39.421	42.536		10:06.074	10	2:12.704	46.330	41.370	45.004	257.0	22:36.321
5	2:04.767	42.233	40.534	42.000		12:10.841	11	6:08.836 B	44.153			258.2	28:45.157
6	2:04.054	43.003	39.136	41.915		14:14.895	369 Todd COLEMAN USA						
7	2:09.566	47.108	40.701	41.757	262.0	16:24.461	Ferrari of Denver 488 Challenge EVO						
8	2:01.303	40.853	38.812	41.638	263.9	18:25.764	1	2:52.184	1:16.853	48.060	47.271	129.9	2:52.184
9	2:04.231	40.998	40.591	42.642		20:29.995	2	2:07.136	44.083	40.754	42.299	260.7	4:59.320
10	2:05.704	40.876	41.494	43.334		22:35.699	3	2:00.121	40.667	38.039	41.415	260.7	6:59.441
331 Luis PERUSQUIA MEX							4	3:36.577 B	43.613			262.6	10:36.018
Ferrari of Central Florida 488 Challenge EVO							5	2:32.973	1:02.230	45.029	45.714	145.5	13:08.991
1	3:58.180	2:13.392	53.927	50.861	108.1	3:58.180	6	2:00.517	41.259	37.008	42.250	260.1	15:09.508
2	2:16.974	48.394	44.403	44.177	231.8	6:15.154	7	1:57.402	39.182	35.752	42.468	253.4	17:06.910
3	2:08.033	43.263	40.911	43.859	245.4	8:23.187	8	1:53.921	38.877	35.714	39.330	265.2	19:00.831
4	2:17.130	47.227	45.548	44.355	250.5	10:40.317	9	3:16.838 B	38.928	35.596	2:02.314	265.8	22:17.669
5	2:15.833	43.801	43.058	48.974	252.3	12:56.150	372 Benoit BERGERON CAN						
6	2:13.068	44.578	43.130	45.360	222.8	15:09.218	Ferrari Quebec 488 Challenge EVO						
7	7:21.136 B	44.217	47.224	5:49.695	248.2	22:30.354	1	2:43.166	1:14.454	45.211	43.501	109.3	2:43.166
8	5:55.509 B	1:00.678			126.7	28:25.863	2	1:58.227	40.331	36.872	41.024	257.6	4:41.393
332 Yahn BERNIER USA							3	1:57.666	40.097	37.103	40.466	260.7	6:39.059
Ferrari of Seattle 488 Challenge EVO							4	1:56.483	39.574	36.617	40.292	261.3	8:35.542
1	3:29.711	1:46.916	49.384	53.411	109.8	3:29.711	5	3:45.650 B	42.427			262.6	12:21.192
2	2:27.232	46.128	46.266	54.838	262.0	5:56.943	6	2:23.968	57.566	40.980	45.422	145.5	14:45.160
3	2:14.317	42.975	48.443	42.899	258.9	8:11.260	7	2:03.066	40.005	35.903	47.158	259.5	16:48.226
4	2:00.088	40.275	37.370	42.443	263.2	10:11.348	8	2:18.406	46.702	47.756	43.948	237.4	19:06.632
5	1:59.675	40.255	38.310	41.110	264.5	12:11.023	9	1:57.506	39.258	36.454	41.794	259.5	21:04.138
							10	1:53.903	39.071	35.101	39.731	259.5	22:58.041



COPPA SHELL MUGELLO Free Practice 2

Sector Analysis

_ Invalidated Lap
 ■ Personal Best
 ■ Session Best
 B Crossing the pit lane

Lap	Time	Sector 1	Sector 2	Sector 3	T.Spd	Elapsed	Lap	Time	Sector 1	Sector 2	Sector 3	T.Spd	Elapsed
376 Lance CAWLEY USA							Ferrari of Atlanta 488 Challenge EVO						
1	3:35.298	1:55.665	46.395	53.238	115.0	3:35.298							
2	2:25.512	49.395	44.063	52.054	204.4	6:00.810							
3	3:30.509 B	43.072			257.6	9:31.319							
4	2:37.000	1:06.205	45.732	45.063	108.8	12:08.319							
5	2:01.809	41.945	38.079	41.785	258.2	14:10.128							
6	1:59.781	41.022	37.256	41.503	262.0	16:09.909							
7	2:00.457	40.140	37.985	42.332	263.9	18:10.366							
8	1:57.521	40.183	36.748	40.590	262.6	20:07.887							
9	1:57.286	40.055	36.686	40.545	262.6	22:05.173							
387 Jeremy CLARKE USA							Ferrari of Beverly Hills 488 Challenge EVO						
1	4:04.794	2:29.142	48.692	46.960	98.7	4:04.794							
2	1:58.894	39.926	37.195	41.773	258.2	6:03.688							
3	1:59.167	40.276	39.195	39.696	259.5	8:02.855							
4	1:56.715	39.368	37.588	39.759	262.0	9:59.570							
5	1:57.069	39.394	37.821	39.854	259.5	11:56.639							
6	1:56.811	39.540	37.050	40.221	260.1	13:53.450							
7	1:55.066	39.410	35.884	39.772	262.6	15:48.516							
8	1:55.982	39.152	36.927	39.903	260.1	17:44.498							
9	1:56.423	39.320	37.327	39.776	260.7	19:40.921							
10	1:56.413	39.166	37.400	39.847	260.1	21:37.334							
513 Kirk BAERWALDT SGP							Blackbird Concessionnaires 488 Challenge EVO						
1	3:34.005	1:58.017	47.373	48.615	117.2	3:34.005							
2	2:13.712	43.410	44.149	46.153	258.9	5:47.717							
3	2:01.608	41.361	38.582	41.665	258.9	7:49.325							
4	1:56.948	39.766	36.423	40.759	258.9	9:46.273							
5	1:57.998	39.548	36.118	42.332	259.5	11:44.271							
6	1:59.985	42.344	36.746	40.895	260.7	13:44.256							
7	1:55.503	39.447	36.121	39.935	259.5	15:39.759							
8	2:20.241 B	40.901			260.1	18:00.000							
9	2:27.536	1:07.443	38.846	41.247	172.6	20:27.536							
10	1:57.190	40.231	36.698	40.261	262.6	22:24.726							
525 Jae Sung PARK KOR							Forza Motor Korea 488 Challenge EVO						
1	3:49.059	2:13.640	44.268	51.151	121.5	3:49.059							
2	2:19.036	40.793	40.098	58.145	257.6	6:08.095							
3	2:22.990	46.295	37.271	59.424	170.4	8:31.085							
4	2:02.599	40.188	40.757	41.654	257.6	10:33.684							
5	1:57.255	39.691	36.732	40.832	262.0	12:30.939							
6	1:57.510	39.682	36.743	41.085	260.7	14:28.449							
7	2:09.737	40.505	43.476	45.756	260.7	16:38.186							
8	2:15.236	50.056	42.803	42.377	201.7	18:53.422							
9	1:56.868	39.536	36.696	40.636	260.1	20:50.290							
10	1:57.132	39.654	36.789	40.689	260.7	22:47.422							