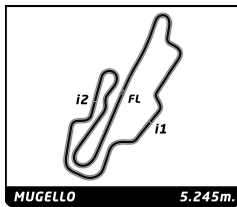


TROFEO PIRELLI MUGELLO World Final

Sector Analysis

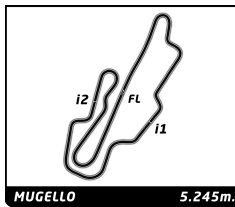
_ Invalidated Lap							■ Personal Best							■ Session Best							B Crossing the pit lane																																																																																		
Lap	Time	Sector 1	Sector 2	Sector 3	T.Sp	Elapsed	Lap	Time	Sector 1	Sector 2	Sector 3	T.Sp	Elapsed	Lap	Time	Sector 1	Sector 2	Sector 3	T.Sp	Elapsed	Lap	Time	Sector 1	Sector 2	Sector 3	T.Sp	Elapsed																																																																												
2	Ange BARDE FRA						SF Côte d'Azur Cannes - IB FAST 488 Challenge EVO						3	2:36.086	1:02.677	40.969	52.440	151.8	7:55.864	4	2:50.693	57.056	45.297	1:08.340	159.2	10:46.557	5	2:39.923	49.822	49.307	1:00.794	125.7	13:26.480	6	1:56.738	40.401	36.492	39.845	271.1	15:23.218	7	2:06.914	40.517	39.723	46.674	269.1	17:30.132	8	2:50.866	59.126	45.265	1:06.475	177.6	20:20.998	9	2:40.769	48.958	53.140	58.671	132.3	23:01.767	10	1:56.230	39.532	36.717	39.981	269.1	24:57.997	11	1:54.776	38.827	35.847	40.102	269.1	26:52.773	12	1:54.602	38.762	35.844	39.996	269.1	28:47.375	13	1:56.877	39.506	36.820	40.551	269.8	30:44.252														
3	Niccolò SCHIRÒ ITA						Rossocorsa 488 Challenge EVO						1	2:31.944	54.246	38.430	59.268		2:31.944	2	2:44.922	1:04.240	47.507	53.175	159.2	5:16.866	3	2:36.305	1:02.232	40.579	53.494	140.1	7:53.171	4	2:50.317	57.174	44.733	1:08.410	169.3	10:43.488	5	2:41.221	48.057	51.285	1:01.879	153.1	13:24.709	6	1:55.960	40.024	35.927	40.009	265.8	15:20.669																																																	
16	Han SIKKENS NLD						HR Owen 488 Challenge EVO						1	2:26.302	48.330	37.803	1:00.169		2:26.302	2	2:45.371	1:04.454	47.696	53.221	172.6	5:11.673	3	2:36.503	59.382	41.943	55.178	191.4	7:48.176	4	2:48.813	56.049	46.140	1:06.624	194.8	10:36.989	5	2:44.843	48.535	53.058	1:03.250	190.4	13:21.832	6	1:55.244	39.219	36.478	39.547	263.2	15:17.076	7	2:07.444	39.155	41.398	46.891	262.0	17:24.520	8	2:51.299	56.237	47.931	1:07.131	189.7	20:15.819	9	2:41.931	46.578	54.320	1:01.033	136.6	22:57.750	10	1:54.591	39.178	35.667	39.746	263.9	24:52.341	11	1:54.735	39.107	35.680	39.948	262.0	26:47.076	12	1:54.764	38.926	35.692	40.146	261.3	28:41.840	13	1:55.938	39.329	36.058	40.551	260.1	30:37.778
4	Christian BRUNSBORG DNK						Formula Racing 488 Challenge EVO						1	2:17.507	46.392	35.307	55.808		2:17.507	2	2:45.653	1:04.065	47.075	54.513	167.5	5:03.160	3	2:38.022	59.308	44.791	53.923	159.2	7:41.182	4	2:48.293	56.092	48.178	1:04.023	141.4	10:29.475	5	2:50.400	49.902	54.602	1:05.896	200.2	13:19.875	6	1:53.769	39.285	35.340	39.144	267.1	15:13.644	7	2:07.943	38.002	41.148	48.793	266.5	17:21.587	8	2:48.904	54.211	48.861	1:05.832	216.6	20:10.491	9	2:45.284	45.645	56.234	1:03.405	204.0	22:55.775	10	1:54.418	39.791	35.404	39.223	267.1	24:50.193	11	1:53.359	38.076	35.531	39.752	269.1	26:43.552	12	1:55.596	38.561	36.366	40.669	269.8	28:39.148	13	1:53.864	38.420	35.734	39.710	265.2	30:33.012
21	Hugo DELACOUR FRA						Scuderia Monte-Carlo 488 Challenge EVO						1	2:15.334	45.339	35.550	54.445		2:15.334	2	2:44.407	1:04.307	46.376	53.724	170.9	4:59.741	3	2:38.938	1:00.610	44.852	53.476	152.7	7:38.679	4	2:47.960	57.360	47.560	1:03.040	134.1	10:26.639	5	2:52.166	50.835	55.509	1:05.822	152.9	13:18.805	6	1:52.664	38.715	34.781	39.168	266.5	15:11.469	7	2:06.385	38.235	40.563	47.587	265.8	17:17.854	8	2:46.199	55.528	48.232	1:02.439	175.1	20:04.053	9	2:50.228	49.893	55.640	1:04.695	137.1	22:54.281	10	1:52.308	38.254	34.912	39.142	267.1	24:46.589	11	1:52.311	38.079	34.996	39.236	267.1	26:38.900	12	1:52.354	38.119	34.949	39.286	267.1	28:31.254	13	1:52.985	38.296	35.124	39.565	265.8	30:24.239
6	Thomas NEUBAUER FRA						Charles Pozzi - Courage 488 Challenge EVO						1	11:14.051 B	1:12.630				11:14.051																																																																																				
9	Oliver PLASSMANN DEU						Ulrich Frankfurt 488 Challenge EVO						1	2:35.532	1:01.964	44.292	49.276		2:35.532	2	2:44.246	1:05.218	46.812	52.216	185.2	5:19.778																																																																													
25	Alessandro COZZI ITA						Formula Racing 488 Challenge EVO						1	2:32.887	55.047	39.531	58.309		2:32.887	2	2:45.582	1:04.788	47.540	53.254	160.1	5:18.469																																																																													



TROFEO PIRELLI
MUGELLO
World Final
Sector Analysis

— Invalidated Lap ■ Personal Best ■ Session Best B Crossing the pit lane

Lap	Time	Sector 1	Sector 2	Sector 3	T.Sp	Elapsed	Lap	Time	Sector 1	Sector 2	Sector 3	T.Sp	Elapsed
76 Faisal AL-FAISAL SAU							HR Owen 488 Challenge EVO						
1	2:32.345	54.851	39.167	58.327		2:32.345	1	2:32.345	54.851	39.167	58.327		2:32.345
2	2:45.557	1:04.675	47.506	53.376	159.9	5:17.902	2	2:45.557	1:04.675	47.506	53.376	159.9	5:17.902
3	2:35.707	1:01.733	41.181	52.793	143.4	7:53.609	3	2:35.707	1:01.733	41.181	52.793	143.4	7:53.609
4	2:50.740	57.204	44.770	1:08.766	158.0	10:44.349	4	2:50.740	57.204	44.770	1:08.766	158.0	10:44.349
5	2:40.702	49.209	49.929	1:01.564	147.5	13:25.051	5	2:40.702	49.209	49.929	1:01.564	147.5	13:25.051
6	1:56.062	39.974	36.465	39.623	267.1	15:21.113	6	1:56.062	39.974	36.465	39.623	267.1	15:21.113
27 Marco PULCINI ITA							Rossocorsa - Pellin Racing 488 Challenge EVO						
1	2:25.296	48.127	37.603	59.566		2:25.296	1	2:25.296	48.127	37.603	59.566		2:25.296
2	2:45.960	1:04.228	47.981	53.751	165.5	5:11.256	2	2:45.960	1:04.228	47.981	53.751	165.5	5:11.256
3	2:35.772	58.605	42.552	54.615	177.9	7:47.028	3	2:35.772	58.605	42.552	54.615	177.9	7:47.028
4	2:48.952	56.422	45.857	1:06.673	163.2	10:35.980	4	2:48.952	56.422	45.857	1:06.673	163.2	10:35.980
5	2:45.100	48.267	53.432	1:03.401	179.7	13:21.080	5	2:45.100	48.267	53.432	1:03.401	179.7	13:21.080
6	1:54.850	39.602	36.031	39.217	269.1	15:15.930	6	1:54.850	39.602	36.031	39.217	269.1	15:15.930
7	2:07.548	38.793	41.367	47.388	269.8	17:23.478	7	2:07.548	38.793	41.367	47.388	269.8	17:23.478
8	2:50.891	56.264	47.803	1:06.824	208.3	20:14.369	8	2:50.891	56.264	47.803	1:06.824	208.3	20:14.369
9	2:43.077	45.578	56.132	1:01.367	156.7	22:57.446	9	2:43.077	45.578	56.132	1:01.367	156.7	22:57.446
10	1:54.463	39.085	35.673	39.705	269.1	24:51.909	10	1:54.463	39.085	35.673	39.705	269.1	24:51.909
11	1:53.915	38.694	35.480	39.741	265.2	26:45.824	11	1:53.915	38.694	35.480	39.741	265.2	26:45.824
12	1:54.289	38.736	35.808	39.745	264.5	28:40.113	12	1:54.289	38.736	35.808	39.745	264.5	28:40.113
13	1:54.358	38.762	35.815	39.781	265.8	30:34.471	13	1:54.358	38.762	35.815	39.781	265.8	30:34.471
63 Sergio PAULET ESP							Santogal Madrid - MST Team 488 Challenge EVO						
1	2:19.732	46.890	35.674	57.168		2:19.732	1	2:19.732	46.890	35.674	57.168		2:19.732
2	2:47.027	1:04.339	47.078	55.610	163.2	5:06.759	2	2:47.027	1:04.339	47.078	55.610	163.2	5:06.759
3	2:36.558	57.237	44.713	54.608	198.0	7:43.317	3	2:36.558	57.237	44.713	54.608	198.0	7:43.317
4	2:49.100	55.329	48.788	1:04.983	165.5	10:32.417	4	2:49.100	55.329	48.788	1:04.983	165.5	10:32.417
5	2:47.884	48.412	54.857	1:04.615	214.4	13:20.301	5	2:47.884	48.412	54.857	1:04.615	214.4	13:20.301
6	1:54.125	39.060	35.502	39.563	272.5	15:14.426	6	1:54.125	39.060	35.502	39.563	272.5	15:14.426
7	2:08.264	38.907	41.235	48.122	262.6	17:22.690	7	2:08.264	38.907	41.235	48.122	262.6	17:22.690
8	2:49.608	55.789	47.852	1:05.967	206.7	20:12.298	8	2:49.608	55.789	47.852	1:05.967	206.7	20:12.298
9	2:44.402	46.099	55.948	1:02.355	158.0	22:56.700	9	2:44.402	46.099	55.948	1:02.355	158.0	22:56.700
10	1:53.688	39.015	35.607	39.066	268.4	24:50.388	10	1:53.688	39.015	35.607	39.066	268.4	24:50.388
11	1:52.804	38.293	35.436	39.075	270.4	26:43.192	11	1:52.804	38.293	35.436	39.075	270.4	26:43.192
12	1:52.753	38.251	35.287	39.215	269.1	28:35.945	12	1:52.753	38.251	35.287	39.215	269.1	28:35.945
13	1:52.975	38.457	35.329	39.189	269.1	30:28.920	13	1:52.975	38.457	35.329	39.189	269.1	30:28.920
66 Luka NURMI FIN							Formula Racing 488 Challenge EVO						
1	2:10.292	43.069	34.522	52.701		2:10.292	1	2:10.292	43.069	34.522	52.701		2:10.292
2	2:43.420	1:04.553	46.576	52.291	159.9	4:53.712	2	2:43.420	1:04.553	46.576	52.291	159.9	4:53.712
3	2:40.724	1:01.594	45.081	54.049	128.4	7:34.436	3	2:40.724	1:01.594	45.081	54.049	128.4	7:34.436
4	2:47.793	56.963	48.617	1:02.213	143.1	10:22.229	4	2:47.793	56.963	48.617	1:02.213	143.1	10:22.229
5	2:53.624	50.587	57.875	1:05.162	147.1	13:15.853	5	2:53.624	50.587	57.875	1:05.162	147.1	13:15.853
6	1:50.720	38.062	34.196	38.462	265.8	15:06.573	6	1:50.720	38.062	34.196	38.462	265.8	15:06.573
7	2:07.440	37.790	40.773	48.877	265.8	17:14.013	7	2:07.440	37.790	40.773	48.877	265.8	17:14.013
8	2:43.397	55.163	49.130	59.104	175.9	19:57.410	8	2:43.397	55.163	49.130	59.104	175.9	19:57.410
9	2:54.807	53.604	55.183	1:06.020	135.9	22:52.217	9	2:54.807	53.604	55.183	1:06.020	135.9	22:52.217
10	1:50.322	37.577	34.262	38.483	266.5	24:42.539	10	1:50.322	37.577	34.262	38.483	266.5	24:42.539
11	1:50.882	37.729	34.517	38.636	266.5	26:33.421	11	1:50.882	37.729	34.517	38.636	266.5	26:33.421
12	1:51.482	37.677	34.556	39.249	266.5	28:24.903	12	1:51.482	37.677	34.556	39.249	266.5	28:24.903
13	1:51.642	37.972	34.484	39.186	265.8	30:16.545	13	1:51.642	37.972	34.484	39.186	265.8	30:16.545
77 Roger GROUWELS NLD							Kroymans - Race Art 488 Challenge EVO						
1	2:31.137	51.736	39.650	59.751		2:31.137	1	2:31.137	51.736	39.650	59.751		2:31.137
2	2:44.895	1:04.752	47.246	52.897	169.9	5:16.032	2	2:44.895	1:04.752	47.246	52.897	169.9	5:16.032
3	2:36.643	1:02.542	40.695	53.406	149.8	7:52.675	3	2:36.643	1:02.542	40.695	53.406	149.8	7:52.675
4	2:50.580	57.252	44.593	1:08.735	175.9	10:43.255	4	2:50.580	57.252	44.593	1:08.735	175.9	10:43.255
5	2:41.010	47.918	51.203	1:01.889	153.6	13:24.265	5	2:41.010	47.918	51.203	1:01.889	153.6	13:24.265
6	1:55.922	40.163	35.867	39.892	267.1	15:20.187	6	1:55.922	40.163	35.867	39.892	267.1	15:20.187
7	2:07.104	39.559	40.829	46.716	269.8	17:27.291	7	2:07.104	39.559	40.829	46.716	269.8	17:27.291
8	2:51.487	58.638	45.634	1:07.215	161.8	20:18.778	8	2:51.487	58.638	45.634	1:07.215	161.8	20:18.778
9	2:40.547	48.222	52.594	59.731	136.6	22:59.325	9	2:40.547	48.222	52.594	59.731	136.6	22:59.325
10	1:55.669	39.780	36.071	39.818	269.1	24:54.994	10	1:55.669	39.780	36.071	39.818	269.1	24:54.994
11	1:55.529	39.283	36.169	40.077	267.8	26:50.523	11	1:55.529	39.283	36.169	40.077	267.8	26:50.523
12	1:55.994	39.291	36.242	40.461	266.5	28:46.517	12	1:55.994	39.291	36.242	40.461	266.5	28:46.517
13	1:57.044	39.525	36.848	40.671	266.5	30:43.561	13	1:57.044	39.525	36.848	40.671	266.5	30:43.561
83 Michelle GATTING DNK							Scuderia Niki - Iron Lynx 488 Challenge EVO						
1	2:18.578	46.624	35.395	56.559		2:18.578	1	2:18.578	46.624	35.395	56.559		2:18.578
2	2:47.353	1:04.695	47.482	55.176	169.9	5:05.931	2	2:47.353	1:04.695	47.482	55.176	169.9	5:05.931
3	2:36.648	57.346	44.683	54.619	209.1	7:42.579	3	2:36.648	57.346	44.683	54.619	209.1	7:42.579
4	2:49.072	55.537	48.258	1:05.277	157.1	10:31.651	4	2:49.072	55.537	48.258	1:05.277	157.1	10:31.651
5	2:48.406	48.766	54.583	1:05.057	221.9	13:20.057	5	2:48.406	48.766	54.583	1:05.057	221.9	13:20.057
6	1:52.325	38.288	34.988	39.049	269.1	15:12.382	6	1:52.325	38.288	34.988	39.049	269.1	15:12.382
7	2:08.729	38.098	41.620	49.011	268.4	17:21.111	7	2:08.729	38.098	41.620	49.011	268.4	17:21.111
8	2:48.832	54.079	48.708	1:06.045	220.1	20:09.943	8	2:48.832	54.079	48.708	1:06.045	220.1	20:09.943
9	2:45.043	45.716	56.197	1:03.130	208.3	22:54.986	9	2:45.043	45.716	56.197	1:03.130	208.3	22:54.986
10	1:52.531	38.386	35.134	39.011	268.4	24:47.517	10	1:52.531	38.386	35.134	39.011	268.4	24:47.517
11	1:52.902	38.325	35.294	39.283	267.8	26:40.419	11	1:52.902	38.325	35.294	39.283	267.8	26:40.419
12	1:53.260	38.416	35.370	39.474	268.4	28:33.679	12	1:53.260	38.416	35.370	39.474	268.4	28:33.679
13	1:53.455	38.209	35.545	39.701	268.4	30:27.134	13	1:53.455	38.209	35.545	39.701	268.4	30:27.134
85 Hanno LASKOWSKI DEU							Riller & Schnauk 488 Challenge EVO						
1	2:33.845	55.661	39.256</										



TROFEO PIRELLI
MUGELLO
World Final

Sector Analysis

5.245m.

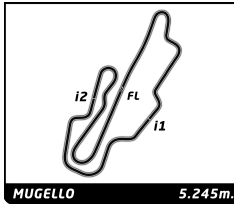
— Invalidated Lap

■ Personal Best

■ Session Best

B Crossing the pit lane


Lap	Time	Sector 1	Sector 2	Sector 3	T.Spd	Elapsed	Lap	Time	Sector 1	Sector 2	Sector 3	T.Spd	Elapsed
97 Tommaso ROCCA ITA Rossocorsa 488 Challenge EVO							9	2:41.414	46.826	53.680	1:00.908	148.1	22:58.251
1	2:30.422	51.246	38.380	1:00.796		2:30.422	10	1:54.566	39.084	35.700	39.782	269.1	24:52.817
2	2:45.067	1:04.496	47.233	53.338	182.7	5:15.489	11	1:54.553	39.109	35.698	39.746	268.4	26:47.370
3	2:35.243	1:00.464	42.065	52.714	142.9	7:50.732	12	1:55.171	39.118	35.813	40.240	269.8	28:42.541
4	2:50.622	57.494	45.354	1:07.774	169.3	10:41.354	13	1:55.516	39.016	36.032	40.468	267.8	30:38.057
5	2:42.792	47.969	52.458	1:02.365	172.3	13:24.146	215 Jason McCARTHY USA Wide World Ferrari 488 Challenge EVO						
6	1:55.683	39.802	36.090	39.791	269.1	15:19.829	1	2:20.249	47.298	35.850	57.101		2:20.249
7	2:08.004	40.439	40.956	46.609	269.8	17:27.833	2	2:47.727	1:05.242	47.034	55.451	166.5	5:07.976
8	2:51.811	58.816	45.834	1:07.161	166.2	20:19.644	3	2:35.975	58.489	43.013	54.473	217.0	7:43.951
9	2:40.721	47.886	53.419	59.416	125.4	23:00.365	4	2:49.744	55.617	48.446	1:05.681	163.2	10:33.695
10	1:55.044	39.163	36.131	39.750	267.8	24:55.409	5	2:46.908	47.824	54.576	1:04.508	211.9	13:20.603
11	1:57.540	39.194	36.226	42.120	269.8	26:52.949	6	1:54.943	39.855	35.563	39.525	270.4	15:15.546
98 Frederik PAULSEN DNK Formula Racing 488 Challenge EVO							7	2:07.480	38.444	41.174	47.862	269.1	17:23.026
1	2:13.818	44.739	35.035	54.044		2:13.818	8	2:50.468	55.926	47.904	1:06.638	197.7	20:13.494
2	2:43.826	1:04.638	46.025	53.163	155.5	4:57.644	9	2:43.572	45.823	55.963	1:01.786	170.9	22:57.066
3	2:39.628	1:01.007	44.971	53.650	145.5	7:37.272	10	1:53.891	39.071	35.432	39.388	269.1	24:50.957
4	2:47.727	56.113	48.902	1:02.712	114.3	10:24.999	11	1:52.965	38.369	35.138	39.458	269.1	26:43.922
5	2:52.344	50.701	56.304	1:05.339	131.8	13:17.343	12	1:54.132	38.611	35.477	40.044	269.1	28:38.054
6	1:52.347	38.314	34.975	39.058	269.8	15:09.690	13	1:54.594	38.708	35.887	39.999	266.5	30:32.648
7	2:06.331	38.075	41.318	46.938	269.1	17:16.021	222 Enzo POTOLICCHIO VEN Ferrari of Central Florida 488 Challenge EVO						
8	2:45.243	54.998	49.258	1:00.987	184.3	20:01.264	1	2:16.878	45.715	35.592	55.571		2:16.878
9	2:52.222	51.681	55.556	1:04.985	129.6	22:53.486	2	2:45.231	1:03.952	46.963	54.316	175.9	5:02.109
10	1:52.213	38.272	35.269	38.672	271.1	24:45.699	3	2:38.138	59.578	44.863	53.697	181.2	7:40.247
11	1:51.724	37.874	34.833	39.017	271.1	26:37.423	4	2:48.410	56.423	47.973	1:04.014	141.7	10:28.657
12	1:52.157	37.980	34.978	39.199	269.1	28:29.580	5	2:50.338	49.726	55.175	1:05.437	209.5	13:18.995
13	1:52.944	38.054	35.292	39.598	269.1	30:22.524	6	1:52.876	38.888	35.101	38.887	267.8	15:11.871
99 Omar JACKSON GBR HR Owen 488 Challenge EVO							7	2:08.041	38.332	40.750	48.959	268.4	17:19.912
1	4:01.976	B 1:13.080	49.190	1:59.706		4:01.976	8	2:45.176	54.381	48.406	1:02.389	224.2	20:05.088
2	2:26.113	57.123	44.435	44.555	146.3	6:28.089	9	2:49.697	49.955	55.819	1:03.923	152.3	22:54.785
3	2:11.182	45.602	41.505	44.075	223.7	8:39.271	10	1:52.174	38.352	34.931	38.891	267.8	24:46.959
4	2:09.621	43.374	39.791	46.456	247.7	10:48.892	11	1:53.245	38.694	35.321	39.230	268.4	26:40.204
5	2:38.594	48.980	48.391	1:01.223	134.1	13:27.486	12	1:52.698	38.399	35.156	39.143	267.8	28:32.902
6	1:58.127	40.800	36.860	40.467	265.2	15:25.613	13	1:53.989	38.388	35.969	39.632	267.1	30:26.891
7	2:04.929	40.358	38.700	45.871	265.2	17:30.542	263 Cooper MACNEIL USA Ferrari of Westlake 488 Challenge EVO						
8	2:51.351	59.632	45.187	1:06.532	184.9	20:21.893	1	2:13.454	44.307	35.038	54.109		2:13.454
9	2:40.632	49.012	53.022	58.598	128.5	23:02.525	2	2:43.821	1:04.356	46.112	53.353	150.2	4:57.275
10	1:56.480	39.869	36.264	40.347	265.8	24:59.005	3	2:39.377	1:00.728	45.017	53.632	162.0	7:36.652
11	1:55.177	39.210	35.974	39.993	266.5	26:54.182	4	2:47.628	56.451	48.510	1:02.667	129.1	10:24.280
12	1:57.265	39.428	36.910	40.927	265.8	28:51.447	5	2:52.774	50.740	56.556	1:05.478	139.9	13:17.054
13	1:59.179	39.804	37.650	41.725	262.6	30:50.626	6	1:52.216	38.291	35.039	38.886	267.8	15:09.270
202 Keysin CHEN CHN Ferrari of Beverly Hills 488 Challenge EVO							7	2:06.289	38.251	41.089	46.949	267.8	17:15.559
1	2:27.481	48.619	38.432	1:00.430		2:27.481	8	2:44.810	54.975	49.493	1:00.342	169.1	20:00.369
2	2:45.255	1:04.610	47.864	52.781	184.9	5:12.736	9	2:52.892	52.013	55.794	1:05.085	127.2	22:53.261
3	2:36.139	59.784	41.656	54.699	160.4	7:48.875	10	1:52.113	38.365	34.933	38.815	267.8	24:45.374
4	2:49.449	57.153	45.295	1:07.001	198.4	10:38.324	11	1:51.582	37.841	34.731	39.010	268.4	26:36.956
5	2:43.863	48.772	51.966	1:03.125	175.1	13:22.187	12	1:52.151	38.084	34.916	39.151	268.4	28:29.107
6	1:55.293	39.434	36.142	39.717	269.1	15:17.480	13	1:53.273	38.306	35.115	39.852	267.1	30:22.380
7	2:07.640	39.116	42.189	46.335	269.1	17:25.120	267 John HOREJSI USA Ferrari of Vancouver 488 Challenge EVO						
8	2:51.717	57.183	47.217	1:07.317	169.1	20:16.837	1	2:29.359	50.428	37.813	1:01.118		2:29.359





TROFEO PIRELLI MUGELLO World Final

Sector Analysis

_ Invalidated Lap

 Personal Best

 Session Best

 Crossing the pit lane

Lap	Time	Sector 1	Sector 2	Sector 3	T.Spd	Elapsed	Lap	Time	Sector 1	Sector 2	Sector 3	T.Spd	Elapsed
2	2:45.224	1:04.318	47.664	53.242	178.8	5:14.583							
3	2:35.340	59.639	42.961	52.740	143.1	7:49.923							
4	2:51.367	57.133	45.294	1:08.940	170.1	10:41.290							
5	2:42.362	47.422	51.711	1:03.229	174.2	13:23.652							
6	1:55.776	39.735	36.094	39.947	266.5	15:19.428							
7	2:07.157	39.897	40.473	46.787	267.1	17:26.585							
8	2:51.597	57.832	46.359	1:07.406	162.0	20:18.182							
9	2:41.009	48.115	52.324	1:00.570	138.0	22:59.191							
10	1:55.294	39.458	35.837	39.999	269.1	24:54.485							
11	1:55.370	39.163	36.227	39.980	266.5	26:49.855							
12	1:56.181	39.249	36.321	40.611	266.5	28:46.036							
13	1:56.743	39.247	36.767	40.729	265.8	30:42.779							