

TROFEO PIRELLI MUGELLO Race 1

Sector Analysis

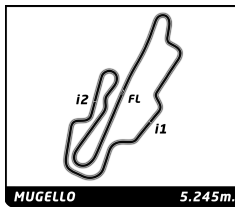
— Invalidated Lap

■ Personal Best

■ Session Best

■ Crossing the pit lane

Lap	Time	Sector 1	Sector 2	Sector 3	T.Spd	Elapsed	Lap	Time	Sector 1	Sector 2	Sector 3	T.Spd	Elapsed	
2	Ange BARDE						FRA	10	2:14.015	38.733	35.470	59.812	271.1	23:18.452
	SF Côte d'Azur Cannes - IB FAST						488 Challenge EVO	11	3:15.442	53.853	1:17.165	1:04.424	175.6	26:33.894
							12	4:06.243	1:04.912	1:31.359	1:29.972	196.6	30:40.137	
1	2:05.561	48.539	36.914	40.108		2:05.561								
2	2:05.469	39.077	35.350	51.042	270.4	4:11.030								
3	2:43.333	55.860	46.174	1:01.299	163.0	6:54.363								
4	2:34.965	43.248	46.711	1:05.006	208.3	9:29.328								
5	1:54.057	38.472	35.880	39.705	266.5	11:23.385								
6	2:07.919	39.188	37.426	51.305	267.8	13:31.304								
7	2:35.550	1:01.613	45.113	48.824	169.3	16:06.854								
8	2:16.243	46.761	40.318	49.164	232.3	18:23.097								
9	2:45.663	49.345	49.477	1:06.841	205.1	21:08.760								
10	2:15.326	38.942	36.189	1:00.195	267.1	23:24.086								
11	3:18.112	54.958	1:16.613	1:06.541	157.6	26:42.198								
12	4:06.003	1:02.282	1:32.474	1:31.247	146.3	30:48.201								
7	Luca LUDWIG						DEU							
	Octane 126						488 Challenge EVO							
1	2:03.312	47.605	35.919	39.788		2:03.312								
2	2:03.913	38.509	35.902	49.502	270.4	4:07.225								
3	2:41.900	55.297	45.378	1:01.225	176.2	6:49.125								
4	2:36.828	45.171	47.151	1:04.506	232.3	9:25.953								
5	1:55.148	38.953	36.277	39.918	271.1	11:21.101								
6	2:05.170	38.386	35.835	50.949	269.1	13:26.271								
7	2:31.901	57.255	46.546	48.100	148.1	15:58.172								
8	2:22.482	51.183	42.006	49.293	219.2	18:20.654								
9	2:45.938	49.130	49.455	1:07.353	197.7	21:06.592								
10	2:14.206	39.335	37.041	57.830	270.4	23:20.798								
11	3:16.893	54.732	1:17.084	1:05.077	175.4	26:37.691								
12	4:06.608	1:04.213	1:32.462	1:29.933	224.6	30:44.299								
8	Nicolò ROSI						CHE							
	Kessel Racing						488 Challenge EVO							
1	2:10.802	50.895	38.815	41.092		2:10.802								
2	2:05.911	40.672	36.709	48.530	269.8	4:16.713								
3	2:44.130	57.123	45.286	1:01.721	181.2	7:00.843								
4	2:34.147	46.918	43.403	1:03.826	184.0	9:34.990								
5	1:56.603	39.418	36.787	40.398	264.5	11:31.593								
6	2:07.792	39.616	39.532	48.644	264.5	13:39.385								
7	2:33.689	1:01.982	44.731	46.976	183.0	16:13.074								
8	2:16.474	51.113	38.966	46.395	202.5	18:29.548								
9	2:43.937	50.445	48.833	1:04.659	207.1	21:13.485								
10	2:18.230	39.845	42.509	55.876	265.2	23:31.715								
11	3:19.051	53.895	1:17.346	1:07.810	133.9	26:50.766								
12	4:03.589	1:02.586	1:32.659	1:28.344	153.1	30:54.355								
13	Arno DAHLMAYER						DEU							
	Scuderia Niki - Iron Lynx						488 Challenge EVO							
1	2:09.056	49.640	37.503	41.913		2:09.056								
2	2:03.295	38.718	36.051	48.526	262.0	4:12.351								
3	2:44.242	56.112	46.077	1:02.053	159.9	6:56.593								
4	2:34.414	44.610	45.055	1:04.749	201.7	9:31.007								
5	1:55.900	39.396	36.139	40.365	267.8	11:26.907								
6	2:08.203	39.327	36.587	52.289	269.8	13:35.110								
7	2:33.693	59.756	45.544	48.393	174.5	16:08.803								
8	2:16.806	47.889	39.089	49.828	202.5	18:25.609								
9	2:44.823	49.721	48.808	1:06.294	200.2	21:10.432								
10	2:18.279	39.245	36.695	1:02.339	265.8	23:28.711								
11	3:19.459	53.721	1:17.544	1:08.194	133.9	26:48.170								
12	4:03.528	1:01.506	1:33.539	1:28.483	143.6	30:51.698								
16	Han SIKKENS						NLD							
	HR Owen						488 Challenge EVO							
1	2:15.657	50.116	38.075	47.466		2:15.657								
2	2:05.499	40.579	38.052	46.868	252.3	4:21.156								
3	2:45.440	57.689	45.161	1:02.590	189.4	7:06.596								
4	2:32.271	45.644	44.477	1:02.150	194.5	9:38.867								
5	1:56.594	39.355	37.093	40.146	262.6	11:35.461								
6	2:09.191	40.656	39.509	49.026	263.9	13:44.652								



TROFEO PIRELLI MUGELLO Race 1

Sector Analysis

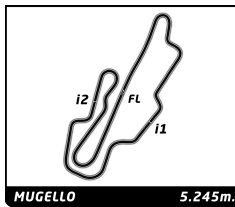
_ Invalidated Lap

■ Personal Best

■ Session Best

■ Crossing the pit lane

Lap	Time	Sector 1	Sector 2	Sector 3	T.Spd	Elapsed	Lap	Time	Sector 1	Sector 2	Sector 3	T.Spd	Elapsed	
21 Hugo DELACOUR FRA														
Scuderia Monte-Carlo 488 Challenge EVO														
7	2:33.601	1:03.345	42.917	47.339	197.3	16:18.253	2	2:06.269	40.720	36.814	48.735	271.1	4:17.263	
8	2:14.748	50.592	40.054	44.102	202.1	18:33.001	3	2:43.938	57.501	45.073	1:01.364	184.9	7:01.201	
9	2:43.564	52.082	47.722	1:03.760	169.9	21:16.565	4	2:34.223	47.494	43.316	1:03.413	173.4	9:35.424	
10	2:17.268	40.165	41.253	55.850	264.5	23:33.833	5	1:56.823	39.816	36.789	40.218	268.4	11:32.247	
11	3:19.699	53.570	1:18.217	1:07.912	148.9	26:53.532	6	2:07.639	39.360	39.725	48.554	269.1	13:39.886	
12	4:03.603	1:03.406	1:32.341	1:27.856	177.9	30:57.135	7	2:33.644	1:02.343	44.684	46.617	173.1	16:13.530	
1	2:05.131	48.263	37.062	39.806		2:05.131	8	2:16.820	51.273	39.841	45.706	183.3	18:30.350	
2	2:03.750	38.836	35.608	49.306	267.1	4:08.881	9	2:43.774	50.257	48.635	1:04.882	180.3	21:14.124	
3	2:42.530	55.717	45.042	1:01.771	173.7	6:51.411	10	2:16.907	39.613	41.441	55.853	267.8	23:31.031	
4	2:37.369	44.879	46.750	1:05.740	199.9	9:28.780	11	3:18.661	53.380	1:17.447	1:07.834	141.0	26:49.692	
5	1:54.210	38.605	35.936	39.669	265.8	11:22.990	12	4:04.124	1:02.582	1:32.640	1:28.902	141.0	30:53.816	
6	2:05.242	39.346	35.802	50.094	268.4	13:28.232								
7	2:32.373	58.289	45.856	48.228	158.3	16:00.605								
8	2:22.346	51.515	41.046	49.785	205.5	18:22.951								
9	2:45.383	48.838	48.956	1:07.589	212.3	21:08.334								
10	2:16.860	38.906	36.517	1:01.437	268.4	23:25.194								
11	3:18.999	55.077	1:16.876	1:07.046	163.7	26:44.193								
12	4:05.269	1:01.929	1:32.785	1:30.555	164.2	30:49.462								
25 Alessandro COZZI ITA														
Formula Racing 488 Challenge EVO														
1	2:10.422	50.638	38.316	41.468		2:10.422								
2	2:04.696	40.131	36.623	47.942	265.2	4:15.118								
3	2:44.654	56.702	45.956	1:01.996	157.1	6:59.772								
4	2:34.010	46.174	42.989	1:04.847	187.8	9:33.782								
5	1:56.473	39.664	36.598	40.211	271.8	11:30.255								
6	2:06.493	39.570	37.433	49.490	270.4	13:36.748								
7	2:33.711	1:00.578	45.053	48.080	166.0	16:10.459								
8	2:16.451	48.752	38.428	49.271	195.9	18:26.910								
9	2:45.012	49.814	49.044	1:06.154	184.6	21:11.922								
26 John WARTIQUE BEL														
FML - D2P 488 Challenge EVO														
1	2:03.028	47.292	35.997	39.739		2:03.028								
2	2:03.641	38.611	35.965	49.065	270.4	4:06.669								
3	2:41.381	55.121	45.304	1:00.956	179.1	6:48.050								
4	2:37.524	45.319	47.424	1:04.781	233.3	9:25.574								
5	1:55.038	39.182	36.147	39.709	270.4	11:20.612								
27 Marco PULCINI ITA														
Rossocorsa - Pellin Racing 488 Challenge EVO														
1	2:06.029	49.098	36.996	39.935		2:06.029								
2	2:05.830	39.520	36.014	50.296	269.1	4:11.859								
3	2:44.119	56.098	46.208	1:01.813	165.5	6:55.978								
4	2:34.798	44.453	45.256	1:05.089	208.3	9:30.776								
5	1:55.118	39.405	35.876	39.837	267.1	11:25.894								
6	2:08.492	39.418	36.533	52.541	265.8	13:34.386								
7	2:33.707	59.698	45.305	48.704	182.7	16:08.093								
8	2:16.628	47.167	39.703	49.758	215.3	18:24.721								
9	2:44.824	49.540	48.982	1:06.302	203.6	21:09.545								
39 Huilin HAN CHN														
Formula Racing 488 Challenge EVO														
1	2:10.994	51.515	38.505	40.974		2:10.994								
63 Sergio PAULET ESP														
Santogal Madrid - MST Team 488 Challenge EVO														
1	2:03.560	47.829	36.072			2:03.560								
2	2:04.678	38.901	35.669	50.108	270.4	4:08.238								
3	2:42.669	55.426	45.106	1:02.137	184.6	6:50.907								
4	2:36.249	44.774	46.743	1:04.732	208.7	9:27.156								
5	1:54.653	38.989	35.871	39.793	267.1	11:21.809								
6	2:05.633	38.929	36.187	50.517	267.8	13:27.442								
7	2:32.147	57.544	46.559	48.044	161.5	15:59.589								
8	2:22.615	51.923	40.783	49.909	213.2	18:22.204								
9	2:45.478	49.065	49.043	1:07.370	198.4	21:07.682								
10	2:16.943	39.189	36.480	1:01.274	266.5	23:24.625								
11	3:18.775	55.012	1:16.768	1:06.995	161.5	26:43.400								
12	4:05.527	1:01.853	1:32.854	1:30.820	153.8	30:48.927								
66 Luka NURMI FIN														
Formula Racing 488 Challenge EVO														
1	1:57.067	43.544	34.743			1:57.067								
2	2:01.728	38.095	34.633	49.000	266.5	3:58.795								
3	2:38.778	54.875	45.935	57.968	144.0	6:37.573								
4	2:43.625	46.977	50.191	1:06.457	216.6	9:21.198								
5	1:51.439	38.055	34.576	38.808	265.8	11:12.637								
6	2:05.601		38.024	34.570	53.007	267.8	13:18.238							
7	2:29.438	55.617	46.061	47.760	171.2	15:47.676								
8	2:23.285	52.820	43.787	46.678	225.1	18:10.961								
9	2:51.912	51.015	49.526	1:11.371	251.1	21:02.873								
10	2:12.533	38.043	34.706	59.784	265.8	23:15.406								
11	3:12.026	53.723	1:14.990	1:03.313	158.7	26:27.432								
12	4:08.639	1:07.747	1:30.901	1:29.991	161.3	30:36.071								
76 Faisal AL-FAISAL SAU														
HR Owen 488 Challenge EVO														
1	2:12.053	51.973	38.576	41.504		2:12.053								
2	2:06.092	40.968	37.035	48.089	262.6	4:18.145								
3	2:44.609	58.091	44.209	1:02.309	185.5	7:02.754								
4	2:33.655	47.187	44.042	1:02.426	177.9	9:36.409								
5	1:57.155	39.761	36.976	40.418	267.8	11:33.564								
6	2:07.175	40.220	39.368	47.587	267.1	13:40.739								
7	2:34.104	1:03.028	44.388	46.688	166.2	16:14.843								
8	2:16.481	51.167	40.547	44.767	190.7	18:31.324								
9	2:44.149	51.320	48.112	1:04.717	187.1	21:15.473								
10	2:17.345	40.686	40.914	55.745	264.5	23:32.818								
11	3:19.274	53.934	1:17.193	1:08.147	145.7	26:52.092								
12	4:03.697	1:02.853	1:32.296	1:28.548	150.0	30:55.789								





TROFEO PIRELLI MUGELLO Race 1

Sector Analysis

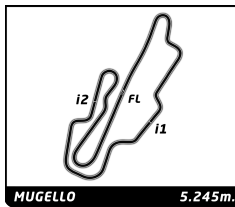
_ Invalidated Lap

 Personal Best

 Session Best

 Crossing the pit lane

Lap	Time	Sector 1	Sector 2	Sector 3	T.Sp	Elapsed	Lap	Time	Sector 1	Sector 2	Sector 3	T.Sp	Elapsed	
77	Roger GROUWELS NLD							10	2:17.347	40.569	40.964	55.814	265.8	23:33.142
	Kroymans - Race Art 488 Challenge EVO							11	3:19.543	53.819	1:17.349	1:08.375	143.8	26:52.685
								12	4:04.076	1:03.252	1:32.101	1:28.723	153.8	30:56.761
1	2:13.080	52.225	38.993	41.862		2:13.080								
2	2:07.099	41.294	38.663	47.142	269.8	4:20.179								
3	2:44.707	57.404	44.594	1:02.709	187.1	7:04.886								
4	2:32.505	45.650	44.680	1:02.175	195.2	9:37.391								
5	1:57.299	39.411	36.856	41.032	266.5	11:34.690								
6	2:08.915	40.835	39.338	48.742	263.2	13:43.605								
7	2:33.757	1:03.633	42.554	47.570	186.8	16:17.362								
8	2:15.121	50.490	40.427	44.204	194.5	18:32.483								
9	2:43.740	51.715	48.153	1:03.872	168.0	21:16.223								
10	2:18.746	40.251	42.800	55.695	267.8	23:34.969								
11	3:21.256	53.385	1:19.632	1:08.239	128.1	26:56.225								
12	4:04.356	1:02.033	1:32.226	1:30.097	135.2	31:00.581								
97	Tommaso ROCCA ITA													
	Rossocorsa 488 Challenge EVO													
1	2:10.073	50.045	38.717	41.311		2:10.073								
2	2:04.022	39.870	36.578	47.574	267.8	4:14.095								
3	2:44.265	56.327	46.034	1:01.904	150.0	6:58.360								
4	2:34.386	45.253	44.533	1:04.600	192.8	9:32.746								
5	1:56.217	39.166	36.627	40.424	267.8	11:28.963								
6	2:07.151	39.686	38.192	49.273	268.4	13:36.114								
7	2:33.676	1:00.543	44.972	48.161	167.8	16:09.790								
8	2:16.522	48.749	38.445	49.328	203.6	18:26.312								
9	2:44.905	50.015	48.924	1:05.966	192.1	21:11.217								
83	Michelle GATTING DNK													
	Scuderia Niki - Iron Lynx 488 Challenge EVO													
1	1:59.338	45.035	35.221	39.082		1:59.338								
2	2:02.058	38.295	35.156	48.607	267.8	4:01.396								
3	2:39.452	55.131	45.666	58.655	163.7	6:40.848								
4	2:41.913	45.994	49.740	1:06.179	228.9	9:22.761								
5	1:52.395	38.338	34.961	39.096	266.5	11:15.156								
6	2:06.342	38.210	35.112	53.020	267.1	13:21.498								
7	2:30.044	55.384	45.946	48.714	184.0	15:51.542								
8	2:22.171	51.963	42.920	47.288	221.4	18:13.713								
9	2:50.424	50.349	49.915	1:10.160	233.3	21:04.137								
10	2:13.843	38.551	35.306	59.986	266.5	23:17.980								
11	3:14.653	53.631	1:17.140	1:03.882	177.9	26:32.633								
12	4:06.843	1:05.328	1:31.128	1:30.387	210.7	30:39.476								
84	Doriane PIN FRA													
	Scuderia Niki - Iron Lynx 488 Challenge EVO													
1	2:01.555	46.121	35.985	39.449		2:01.555								
2	2:02.159	38.875	35.829	47.455	268.4	4:03.714								
3	2:40.365	55.329	45.283	59.753	150.8	6:44.079								
4	2:40.372	45.791	48.501	1:06.080	223.2	9:24.451								
5	1:54.269	38.885	35.977	39.407	269.1	11:18.720								
6	2:04.961	38.654	35.411	50.896	269.1	13:23.681								
7	2:31.023	56.657	44.805	49.561	178.2	15:54.704								
8	2:22.980	51.239	43.718	48.023	214.0	18:17.684								
9	2:48.445	48.674	50.129	1:09.642	206.7	21:06.129								
10	2:13.888	38.807	35.575	59.506	267.8	23:20.017								
11	3:16.121	54.474	1:17.159	1:04.488	171.2	26:36.138								
12	4:05.588	1:04.526	1:32.317	1:28.745	200.6	30:41.726								
85	Hanno LASKOWSKI DEU													
	Riller & Schnauck 488 Challenge EVO													
1	2:13.444	52.811	38.932	41.701		2:13.444								
2	2:06.937	41.880	37.943	47.114	265.8	4:20.381								
3	2:44.854	57.446	44.592	1:02.816	183.6	7:05.235								
4	2:32.695	45.768	44.572	1:02.355	180.6	9:37.930								
5	1:56.736	39.271	36.739	40.726	266.5	11:34.666								
6	2:06.491	39.801	39.055	47.635	264.5	13:41.157								
7	2:34.291	1:02.879	44.523	46.889	170.9	16:15.448								
8	2:16.176	50.810	40.710	44.656	194.1	18:31.624								
9	2:44.171	51.456	48.318	1:04.397	184.3	21:15.795								
99	Omar JACKSON GBR													
	HR Owen 488 Challenge EVO													
1	2:12.880	52.596	38.897	41.387		2:12.880								
202	Keysin CHEN CHN													
	Ferrari of Beverly Hills 488 Challenge EVO													
1	2:11.239	51.251	38.500	41.488		2:11.239								
2	2:06.581	40.718	37.410	48.453	274.5	4:17.820								
3	2:44.344	57.752	44.648	1:01.944	190.7	7:02.164								
4	2:33.621	47.141	44.216	1:02.264	183.6	9:35.785								
5	1:56.895	39.854	36.727	40.314	269.8	11:32.680								
6	2:07.734	39.569	40.229	47.936	271.1	13:40.414								
7	2:34.113	1:02.922	44.302	46.889	168.3	16:14.527								
8	2:16.506	51.112	40.384	45.010	199.1	18:31.033								
9	2:43.533	51.137	47.570	1:04.826	178.8	21:14.566								
10	2:17.752	39.951	41.990	55.811	270.4	23:32.318								
11	3:19.297	53.899	1:17.320	1:08.078	135.9	26:51.615								
12	4:03.351	1:02.473	1:32.709	1:28.169	148.3	30:54.966								
208	Brian DAVIS USA													
	Ferrari of Palm Beach 488 Challenge EVO													
1	2:10.450	50.493	38.945	41.012		2:10.450								
2	2:05.079	40.528	36.523	48.028	265.8	4:15.529								
3	2:44.773	57.445	45.604	1:01.724	155.5	7:00.302								
4	2:33.699	46.891	42.734	1:04.074	192.8	9:34.001								
5	1:57.112	39.837	36.770	40.505	269.8	11:31.113								



TROFEO PIRELLI

MUGELLO

Race 1

Sector Analysis

_ Invalidated Lap							■ Personal Best		■ Session Best		■ Crossing the pit lane		
Lap	Time	Sector 1	Sector 2	Sector 3	T.Spd	Elapsed	Lap	Time	Sector 1	Sector 2	Sector 3	T.Spd	Elapsed
215 Jason McCARTHY USA													
Wide World Ferrari 488 Challenge EVO													
1	2:09.731	49.526	38.800	41.405		2:09.731							
2	2:03.055	39.442	36.199	47.414	266.5	4:12.786							
3	2:44.784	56.441	46.007	1:02.336	142.1	6:57.570							
4	2:33.984	44.671	44.694	1:04.619	196.2	9:31.554							
5	1:55.275	39.382	36.143	39.750	269.1	11:26.829							
6	2:07.831	38.781	36.543	52.507	270.4	13:34.660							
7	2:33.779	59.772	45.420	48.587	179.1	16:08.439							
8	2:16.518	47.479	39.301	49.738	205.9	18:24.957							
9	2:44.894	49.908	48.892	1:06.094	195.2	21:09.851							
10	2:18.462	39.323	36.819	1:02.320	270.4	23:28.313							
11	3:19.454	53.793	1:17.250	1:08.411	139.2	26:47.767							
12	4:03.536	1:01.400	1:33.041	1:29.095	150.6	30:51.303							
222 Enzo POTOLICCHIO VEN													
Ferrari of Central Florida 488 Challenge EVO													
1	2:02.491	46.938	36.048	39.505		2:02.491							
2	2:03.296	38.772	35.831	48.693	269.1	4:05.787							
3	2:41.817	55.306	45.340	1:01.171	162.8	6:47.604							
4	2:37.602	44.800	47.901	1:04.901	227.4	9:25.206							
5	1:55.213	39.061	36.510	39.642	269.8	11:20.419							
244 Christian POTOLICCHIO DEU													
Ferrari of Central Florida 488 Challenge EVO													
1	2:05.680	48.659	37.075	39.946		2:05.680							
2	2:05.830	39.367	35.618	50.845	272.5	4:11.510							
3	2:43.847	55.981	46.301	1:01.565	162.5	6:55.357							
4	2:34.760	44.494	45.260	1:05.006	209.1	9:30.117							
5	1:53.939	38.786	35.611	39.542	267.1	11:24.056							
6	2:09.860	38.954	37.314	53.592	269.1	13:33.916							
7	2:33.810	59.534	45.293	48.983	181.2	16:07.726							
8	2:16.632	46.684	40.040	49.908	228.9	18:24.358							
9	2:44.664	49.238	48.967	1:06.459	204.7	21:09.022							
10	2:18.268	39.123	35.945	1:03.200	269.8	23:27.290							
11	3:19.394	53.963	1:16.882	1:08.549	148.9	26:46.684							
12	4:03.912	1:00.707	1:32.384	1:30.821	177.6	30:50.596							
263 Cooper MACNEIL USA													
Ferrari of Westlake 488 Challenge EVO													
1	2:01.746	46.737	35.892	39.117		2:01.746							
2	2:03.245	39.245	35.563	48.437	271.8	4:04.991							
3	2:40.816	55.128	45.374	1:00.314	150.0	6:45.807							
4	2:38.812	45.038	48.523	1:05.251	223.7	9:24.619							
5	1:55.609	39.261	36.426	39.922	268.4	11:20.228							
6	2:05.450	38.769	36.065	50.616	270.4	13:25.678							
7	2:32.027	56.908	46.966	48.153	164.0	15:57.705							
8	2:22.102	50.625	42.523	48.954	227.9	18:19.807							
9	2:46.533	49.318	48.992	1:08.223	205.1	21:06.340							
267 John HOREJSI USA													
Ferrari of Vancouver 488 Challenge EVO													
1	2:12.166	51.431	39.528	41.207		2:12.166							
2	2:02.642	40.145	37.233	45.264	268.4	4:14.808							
3	2:44.613	56.612	45.974	1:02.027	161.1	6:59.421							
4	2:34.105	45.875	43.413	1:04.817	192.4	9:33.526							
5	1:55.969	39.365	36.319	40.285	267.1	11:29.495							
6	2:08.418	39.940	38.588	49.890	267.8	13:37.913							
7	2:33.979	1:01.128	45.184	47.667	171.8	16:11.892							
8	2:16.202	49.242	39.498	47.462	196.2	18:28.094							
9	2:44.664	50.390	48.103	1:06.171	207.5	21:12.758							