

TROFEO PIRELLI

MUGELLO

Free Practice 1

Sector Analysis

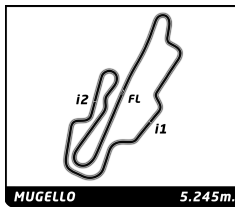
_ Invalidated Lap

■ Personal Best

■ Session Best

■ Crossing the pit lane

Lap	Time	Sector 1	Sector 2	Sector 3	T.Sp	Elapsed	Lap	Time	Sector 1	Sector 2	Sector 3	T.Sp	Elapsed	
2	Ange BARDE FRA SF Côte d'Azur Cannes - IB FAST 488 Challenge EVO						7	Luca LUDWIG DEU Octane 126 488 Challenge EVO						
1	7:50.000B	1:04.433	45.132	6:00.435	116.7	7:50.000	1	10:16.973	8:57.975	38.456	40.542	164.5	10:16.973	
2	2:33.265	1:10.483	39.978	42.804	133.7	10:23.265	2	1:54.058	38.982	35.360	39.716	261.3	12:11.031	
3	1:54.608	39.417	35.686	39.505	263.2	12:17.873	3	5:13.486B	39.803	35.284	3:58.399	262.6	17:24.517	
4	1:54.245	38.870	35.723	39.652	264.5	14:12.118	4	2:22.190	58.664	40.824	42.702	134.1	19:46.707	
5	7:21.626B	39.281	5:57.064	45.281	261.3	21:33.744	5	2:10.758	41.555	39.077	50.126	255.8	21:57.465	
6	1:59.324	40.775	36.839	41.710	255.8	23:33.068	6	1:50.999	37.905	34.285	38.809	259.5	23:48.464	
7	1:53.169	38.287	35.354	39.528	261.3	25:26.237	7	2:08.599	37.544	38.279	52.776	261.3	25:57.063	
8	1:53.388	38.362	35.085	39.941	260.7	27:19.625	8	1:51.121	37.790	34.295	39.036	258.9	27:48.184	
9	1:52.909	38.609	35.029	39.271	258.9	29:12.534	9	1:51.633	37.874	34.480	39.279	263.2	29:39.817	
10	1:53.722	38.608	35.353	39.761	260.1	31:06.256								
3	Niccolò SCHIRÒ ITA Rossocorsa 488 Challenge EVO						8	Nicolò ROSI CHE Kessel Racing 488 Challenge EVO						
1	8:32.756B	1:19.317	50.315	6:23.124	131.5	8:32.756	1	3:00.362B	1:56.121			138.7	3:00.362	
2	3:34.982	53.576	2:01.995	39.411	131.3	12:07.738	2	7:36.396	6:06.603	44.130	45.663	137.8	10:36.758	
3	1:51.445	37.965	34.498	38.982	265.2	13:59.183	3	2:00.564	42.285	37.351	40.928	261.3	12:37.322	
4	1:54.171	38.896	35.412	39.863	269.1	15:53.354	4	1:56.554	39.142	36.344	41.068	263.2	14:33.876	
5	1:52.445	38.401	34.783	39.261	265.8	17:45.799	5	1:56.695	39.670	36.490	40.535	263.2	16:30.571	
6	3:22.634B	40.616			263.2	21:08.433	6	3:11.377B	40.331			260.1	19:41.948	
7	2:38.841	1:02.684	47.545	48.612	136.1	23:47.274	7	2:31.131	1:00.471	45.226	45.434	135.9	22:13.079	
8	2:17.687	42.923	38.481	56.283	206.3	26:04.961	8	2:01.514	41.102	38.120	42.292	257.6	24:14.593	
9	1:50.817	37.631	34.423	38.763	262.6	27:55.778	9	1:54.808	38.620	35.800	40.388	258.9	26:09.401	
10	1:52.864	37.558	36.440	38.866	262.6	29:48.642	10	1:53.347	38.640	35.199	39.508	260.7	28:02.748	
11	1:50.718	37.693	34.214	38.811	262.0	31:39.360	11	1:55.645	38.557	35.418	41.670	259.5	29:58.393	
4	Christian BRUNSBORG DNK Formula Racing 488 Challenge EVO						9	Oliver PLASSMANN DEU Ulrich Frankfurt 488 Challenge EVO						
1	8:23.920B	2:11.723			131.9	8:23.920	1	9:06.620B	1:34.531			107.9	9:06.620	
2	2:18.831	55.513	41.320	41.998	153.6	10:42.751	2	2:36.901	1:01.732	46.714	48.455	131.1	11:43.521	
3	1:56.073	39.388	35.903	40.782	267.1	12:38.824	3	2:02.962	41.868	38.921	42.173	254.6	13:46.483	
4	1:54.461	39.209	35.430	39.822	269.1	14:33.285	4	1:58.568	39.965	37.788	40.815	257.6	15:45.051	
5	1:54.078	38.836	35.502	39.740	268.4	16:27.363	5	3:23.292B	40.544			257.0	19:08.343	
6	2:52.887B	39.463			267.1	19:20.250	6	2:17.405	55.017	39.790	42.598	136.2	21:25.748	
7	2:26.430	59.990	41.892	44.548	133.7	21:46.680	7	1:59.320	40.047	37.583	41.690	254.0	23:25.068	
8	1:57.321	38.728	35.251	43.342	263.2	23:44.001	8	1:57.890	39.854	36.959	41.077	254.6	25:22.958	
9	1:54.911	37.983	36.252	40.676	263.2	25:38.912	9	1:57.803	39.648	36.809	41.346	254.6	27:20.761	
10	1:51.780	37.971	34.633	39.176	265.2	27:30.692	10	2:00.048B	42.126			257.0	29:20.809	
11	1:58.616	38.436	37.626	42.554	264.5	29:29.308								
12	1:53.092	38.417	35.140	39.535	263.2	31:22.400								
6	Thomas NEUBAUER FRA Charles Pozzi - Courage 488 Challenge EVO						13	Arno DAHLMAYER DEU Scuderia Niki - Iron Lynx 488 Challenge EVO						
1	8:33.760B	1:19.626	50.720	6:23.414	135.6	8:33.760	1	8:35.977B	1:21.044	51.921	6:23.012	122.4	8:35.977	
2	2:12.280	53.063	38.213	41.004	128.5	10:46.040	2	2:15.486	53.994	38.588	42.904	122.6	10:51.463	
3	1:56.809	38.990	34.613	43.206	269.1	12:42.849	3	1:56.143	39.643	36.078	40.422	262.6	12:47.606	
4	3:12.383B	41.874			269.8	15:55.232	4	1:55.761	39.044	36.602	40.115	264.5	14:43.367	
5	2:18.758	56.315	40.627	41.816	144.8	18:13.990	5	5:38.971B	38.533	37.816	4:22.622	263.9	20:22.338	
6	1:56.265	38.046	36.353	41.866	263.2	20:10.255	6	2:20.253	56.979	39.793	43.481	139.6	22:42.591	
7	1:57.367	37.867	39.036	40.464	263.9	22:07.622	7	1:54.761	39.126	35.669	39.966	259.5	24:37.352	
8	1:51.811	37.921	35.016	38.874	263.9	23:59.433	8	1:54.341	38.497	35.797	40.047	261.3	26:31.693	
9	1:52.059	38.292	34.630	39.137	263.9	25:51.492	9	1:54.614	38.620	35.597	40.397	261.3	28:26.307	
10	1:56.269	38.086	34.811	43.372	263.9	27:47.761	10	1:54.663	38.780	35.752	40.131	258.9	30:20.970	
11	4:07.397B	40.206			263.9	31:55.158								
16	Han SIKKENS NLD HR Owen 488 Challenge EVO													
1	8:31.234B	1:16.685	51.254	6:23.295	139.9	8:31.234								
2	2:15.766	54.786	38.869	42.111	137.8	10:47.000								


**TROFEO PIRELLI
MUGELLO**

Free Practice 1

Sector Analysis

_ Invalidated Lap

■ Personal Best

■ Session Best

■ Crossing the pit lane

Lap	Time	Sector 1	Sector 2	Sector 3	T.Spd	Elapsed	Lap	Time	Sector 1	Sector 2	Sector 3	T.Spd	Elapsed
3	2:00.819	41.473	38.449	40.897	265.8	12:47.819	5	1:54.877	39.099	35.729	40.049	264.5	17:41.852
4	1:59.545	40.271	37.465	41.809	257.0	14:47.364	6	4:03.422 B	40.232	37.790	2:45.400	260.7	21:45.274
5	3:02.636 B	40.628	36.887	1:45.121	262.6	17:50.000	7	2:35.665	1:05.276	45.969	44.420	100.9	24:20.939
6	2:42.270	1:20.198	40.781	41.291	149.5	20:32.270	8	2:11.448	41.479	43.847	46.122	257.6	26:32.387
7	1:57.703	40.171	36.515	41.017	258.2	22:29.973	9	1:54.365	39.144	35.374	39.847	262.0	28:26.752
8	1:54.425	39.031	36.130	39.264	257.6	24:24.398	10	1:54.609	39.148	35.575	39.886	262.0	30:21.361
9	1:53.684	38.387	35.239	40.058	257.0	26:18.082							
10	1:56.216	38.840	35.537	41.839	257.6	28:14.298							
11	1:56.884	39.024	37.377	40.483	255.8	30:11.182							

21 Hugo DELACOUR		FRA				
Scuderia Monte-Carlo		488 Challenge EVO				
1	2:40.354 B	1:51.447	104.3	2:40.354		
2	7:48.223	6:22.632	41.422	44.169	127.8	10:28.577
3	1:58.365	40.854	37.150	40.361	262.6	12:26.942
4	1:54.240	38.655	35.736	39.849	263.2	14:21.182
5	3:18.818 B	38.793	35.802	2:04.223	263.2	17:40.000
6	2:51.842	1:24.555	42.501	44.786	130.0	20:31.842
7	2:06.753	41.698	42.005	43.050	237.9	22:38.595
8	1:57.745	38.675	38.004	41.066	260.7	24:36.340
9	1:54.290	38.412	35.359	40.519	262.0	26:30.630
10	1:58.562	41.388	35.599	41.575	260.1	28:29.192
11	1:52.893	38.552	34.955	39.386	260.7	30:22.085

25 Alessandro COZZI		ITA				
Formula Racing		488 Challenge EVO				
1	8:17.960 B	1:29.238	52.846	5:55.876	143.6	8:17.960
2	2:17.280	55.128	39.191	42.961	162.5	10:35.240
3	1:55.941	39.648	36.440	39.853	265.2	12:31.181
4	1:57.754	39.868	37.335	40.551	270.4	14:28.935
5	1:55.714	39.345	36.429	39.940	269.8	16:24.649
6	4:31.220 B	40.136	36.538	3:14.546	269.1	20:55.869
7	2:33.225	1:02.800	44.046	46.379	136.4	23:29.094
8	1:57.715	40.206	36.843	40.666	260.7	25:26.809
9	1:54.167	39.064	35.779	39.324	267.1	27:20.976
10	1:53.097	38.357	35.645	39.095	267.1	29:14.073
11	1:53.587	38.803	35.536	39.248	265.8	31:07.660

26 John WARTIQUE		BEL				
FML - D2P		488 Challenge EVO				
1	8:15.992 B	2:07.933	128.4	8:15.992		
2	2:18.953	55.842	40.205	42.906	145.7	10:34.945
3	1:54.926	39.079	36.028	39.819	265.8	12:29.871
4	1:56.145	39.557	36.640	39.948	268.4	14:26.016
5	1:54.303	38.822	35.911	39.570	267.1	16:20.319
6	5:50.216 B	40.632	263.9	22:10.535		
7	2:33.432	58.668	44.931	49.833	141.2	24:43.967
8	1:57.249	40.016	37.841	39.392	260.7	26:41.216
9	1:56.906	38.640	38.629	39.637	265.2	28:38.122
10	1:54.175	38.777	35.829	39.569	262.6	30:32.297

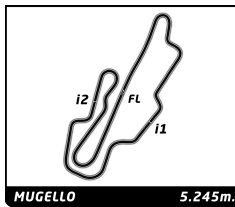
27 Marco PULCINI		ITA				
Rossocorsa - Pellin Racing		488 Challenge EVO				
1	9:08.277 B	1:50.257	110.4	9:08.277		
2	2:39.285	1:04.032	47.005	48.248	90.2	11:47.562
3	2:03.154	42.612	39.241	41.301	260.1	13:50.716
4	1:56.259	39.624	36.647	39.988	262.6	15:46.975

39 Huilin HAN		CHN				
Formula Racing		488 Challenge EVO				
1	8:27.380 B	1:09.312	47.960	6:30.108	120.7	8:27.380
2	2:18.581	54.702	40.953	42.926	154.9	10:45.961
3	1:59.665	41.155	37.509	41.001	255.8	12:45.626
4	2:00.320	40.785	38.425	41.110	268.4	14:45.946
5	1:58.314	39.781	37.356	41.177	265.2	16:44.260
6	4:14.541 B	41.340	41.548	2:51.653	262.6	20:58.801
7	2:40.156	1:03.264	46.476	50.416	135.2	23:38.957
8	2:00.540	40.777	36.988	42.775	262.0	25:39.497
9	1:54.700	38.913	36.118	39.669	265.2	27:34.197
10	1:56.124	38.993	36.276	40.855	263.9	29:30.321
11	1:55.425	39.109	36.177	40.139	263.2	31:25.746

63 Sergio PAULET		ESP				
Santogal Madrid - MST Team		488 Challenge EVO				
1	3:03.688 B	2:00.264	128.2	3:03.688		
2	8:03.299	6:09.557	57.118	56.624	133.1	11:06.987
3	2:29.189	51.939	45.754	51.496	150.2	13:36.176
4	6:10.826 B	49.036	190.7	19:47.002		
5	2:23.196	56.749	41.769	44.678	131.1	22:10.198
6	2:02.787	42.951	38.242	41.594	242.7	24:12.985
7	3:28.730 B	39.645	37.371	2:11.714	258.9	27:41.715
8	2:10.066	50.356	39.158	40.552	171.8	29:51.781
9	1:54.852	39.326	35.556	39.970	260.7	31:46.633

66 Luka NURMI		FIN				
Formula Racing		488 Challenge EVO				
1	8:12.042 B	1:10.106	43.584	6:18.352	129.6	8:12.042
2	2:15.242	55.968	38.821	40.453	138.1	10:27.284
3	1:51.957	38.167	34.867	38.923	268.4	12:19.241
4	1:52.741	38.097	35.588	39.056	269.8	14:11.982
5	1:51.530	38.001	34.683	38.846	267.8	16:03.512
6	5:06.930 B	38.281	267.8	21:10.442		
7	2:06.403	50.943	36.419	39.041	153.3	23:16.845
8	1:53.020	39.038	35.047	38.935	264.5	25:09.865
9	1:52.226	38.134	34.713	39.379	263.9	27:02.091
10	1:53.028	38.201	35.501	39.326	267.1	28:55.119

73 Roman ZIEMIAN		POL				
FML - D2P		488 Challenge EVO				
1	8:43.557 B	1:31.328	52.403	6:19.826	117.2	8:43.557
2	2:14.021	54.005	39.456	40.560	148.7	10:57.578
3	1:55.032	39.046	35.968	40.018	269.8	12:52.610
4	1:55.151	38.990	36.406	39.755	271.1	14:47.761
5	2:04.909	39.069	36.704	49.136	275.2	16:52.670
6	5:02.959 B	38.965	36.142	3:47.852	267.1	21:55.629
7	2:40.936	1:05.034	46.400	49.502	105.0	24:36.565
8	2:01.023	44.769	36.990	39.264	176.5	26:37.588
9	1:52.749	38.518	34.981	39.250	267.8	28:30.337


TROFEO PIRELLI
MUGELLO

Free Practice 1

Sector Analysis

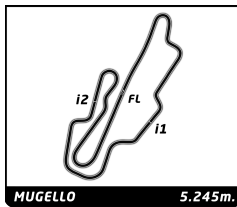
_ Invalidated Lap

■ Personal Best

■ Session Best

■ Crossing the pit lane

Lap	Time	Sector 1	Sector 2	Sector 3	T.Spd	Elapsed	Lap	Time	Sector 1	Sector 2	Sector 3	T.Spd	Elapsed		
76 Faisal AL-FAISAL SAU HR Owen 488 Challenge EVO							2	2:17.040	54.668	39.704	42.668	165.5	11:02.337		
1	8:35.094	B	1:18.571	53.553	6:22.970	147.9	8:35.094	3	1:59.220	41.146	37.178	40.896	261.3	13:01.557	
2	2:18.310	55.059	40.505	42.746	140.3	10:53.404	4	1:57.006	40.550	36.501	39.955	262.0	14:58.563		
3	2:01.220	40.600	38.251	42.369	262.6	12:54.624	5	1:56.412	39.943	36.381	40.088	263.2	16:54.975		
4	2:02.513	41.028	39.173	42.312	263.2	14:57.137	6	1:55.409	39.228	35.982	40.199	261.3	18:50.384		
5	2:03.391	44.211	37.203	41.977	260.1	17:00.528	7	6:26.642	B	39.249	36.910	5:10.483	258.2	25:17.026	
6	2:05.497	41.244	40.991	43.262	260.7	19:06.025	8	2:08.791	50.758	36.780	41.253	172.0	27:25.817		
7	2:21.249	41.676	51.960	47.613	251.7	21:27.274	9	1:57.190	39.138	36.720	41.332	258.9	29:23.007		
8	2:05.234	42.017	38.948	44.269	255.2	23:32.508	10	1:56.353	39.459	36.471	40.423	260.1	31:19.360		
9	2:10.426	43.690	42.759	43.977	214.4	25:42.934									
10	2:07.794	41.414	37.731	48.649	243.8	27:50.728									
11	2:08.897	41.128	42.896	44.873	247.1	29:59.625									
77 Roger GROUWELS NLD Kroymans - Race Art 488 Challenge EVO							1	8:20.253	B	1:02.315	41.442	6:36.496	106.0	8:20.253	
1	8:51.016	B	7:07.923			113.2	8:51.016	2	2:15.476	53.947	39.376	42.153	126.6	10:35.729	
2	2:22.742	1:00.788	40.075	41.879	120.1	11:13.758	3	2:00.350	39.973	36.020	44.357	263.2	12:36.079		
3	1:57.743	40.921	36.715	40.107	263.9	13:11.501	4	1:52.414	38.045	34.753	39.616	267.1	14:28.493		
4	1:55.495	39.327	36.051	40.117	263.2	15:06.996	5	1:54.269	38.243	35.559	40.467	267.8	16:22.762		
5	1:56.164	39.150	36.442	40.572	263.9	17:03.160	6	3:27.238	B	38.359	35.290	2:13.589	265.2	19:50.000	
6	1:58.912	39.642	38.538	40.732	261.3	19:02.072	7	2:41.393	1:17.537	41.271	42.585	120.1	22:31.393		
7	3:58.950	B	41.641	37.159	2:40.150	259.5	23:01.022	8	1:58.897	40.172	36.161	42.564	257.6	24:30.290	
8	2:41.481	1:03.203	48.696	49.582	124.0	25:42.503	9	1:52.952	38.295	35.342	39.315	263.2	26:23.242		
9	1:57.306	40.059	37.057	40.190	259.5	27:39.809	10	1:52.262	38.212	34.850	39.200	263.2	28:15.504		
10	1:54.589	39.315	35.737	39.537	259.5	29:34.398	11	1:53.906	38.481	35.155	40.270	263.9	30:09.410		
11	1:54.256	38.839	35.666	39.751	259.5	31:28.654									
83 Michelle GATTING DNK Scuderia Niki - Iron Lynx 488 Challenge EVO							1	8:58.063	B	1:32.466	54.421	6:31.176	136.6	8:58.063	
1	10:19.917	8:58.598	39.866	41.453	141.0	10:19.917	2	2:27.001	1:01.871	43.497	41.633	127.2	11:25.064		
2	1:52.094	38.242	34.761	39.091	262.0	12:12.011	3	2:03.337	38.902	37.075	47.360	264.5	13:28.401		
3	1:51.941	38.126	34.695	39.120	266.5	14:03.952	4	1:53.423	38.541	35.378	39.504	265.2	15:21.824		
4	1:51.349	37.824	34.385	39.140	265.2	15:55.301	5	1:52.879	38.545	35.116	39.218	265.8	17:14.703		
5	5:36.807	B	38.023	34.865	4:23.919	265.2	21:32.108	6	2:56.721	B	39.317		263.9	20:11.424	
6	2:24.147	1:00.879	42.043	41.225	135.6	23:56.255	7	2:30.384	1:00.984	46.315	43.085	132.6	22:41.808		
7	2:12.737	44.596	37.167	50.974	257.6	26:08.992	8	2:16.180	41.761	45.229	49.190	262.6	24:57.988		
8	1:49.999	37.466	33.852	38.681	260.7	27:58.991	9	2:02.732	39.971	35.144	47.617	262.6	27:00.720		
9	2:28.681	B	37.467	39.592	1:11.622	262.0	30:27.672	10	1:51.611	38.150	34.451	39.010	261.3	28:52.331	
10								11	1:51.898	37.865	34.782	39.251	262.6	30:44.229	
84 Doriane PIN FRA Scuderia Niki - Iron Lynx 488 Challenge EVO							1	8:14.730	B	2:03.850		129.7	8:14.730		
1	8:37.054	B	1:24.569	50.528	6:21.957	107.6	8:37.054	2	2:23.739	59.281	41.507	42.951	131.9	10:38.469	
2	2:12.852	53.633	38.239	40.980	141.9	10:49.906	3	2:00.390	41.208	37.818	41.364	260.7	12:38.859		
3	1:55.855	39.117	36.979	39.759	264.5	12:45.761	4	1:58.337	40.327	36.760	41.250	261.3	14:37.196		
4	1:55.007	38.793	34.947	41.267	268.4	14:40.768	5	1:57.926	39.848	37.096	40.982	263.9	16:35.122		
5	6:37.753	B	38.859	35.494	5:23.400	267.1	21:18.521	6	3:28.623	B	40.382		258.9	20:03.745	
6	2:19.340	57.575	40.442	41.323	136.9	23:37.861	7	2:32.017	1:00.917	43.735	47.365	117.5	22:35.762		
7	1:59.733	39.961	35.422	44.350	262.0	25:37.594	8	1:58.911	40.216	38.116	40.579	256.4	24:34.673		
8	1:51.097	37.757	34.375	38.965	260.1	27:28.691	9	3:02.037	B	38.819		257.6	27:36.710		
9	1:52.502	37.881	35.222	39.399	262.6	29:21.193									
10	1:53.175	38.612	35.220	39.343	260.7	31:14.368									
85 Hanno LASKOWSKI DEU Riller & Schnauk 488 Challenge EVO							1	9:16.302	B	2:01.350		126.7	9:16.302		
1	8:45.297	B	1:20.611	53.213	6:31.473	129.6	8:45.297	2	2:37.713	1:00.637	47.727	49.349	113.4	11:54.015	
2								3	2:04.142	41.083	37.532	45.527	262.0	13:58.157	
3								4	1:57.649	41.364	35.927	40.358	264.5	15:55.806	
4								5	4:05.558	B	39.382	36.450	2:49.726	267.8	20:01.364
202 Keysin CHEN CHN Ferrari of Beverly Hills 488 Challenge EVO							1	9:16.302	B	2:01.350		126.7	9:16.302		
1	9:16.302	B	2:01.350			126.7	9:16.302	2	2:37.713	1:00.637	47.727	49.349	113.4	11:54.015	
2								3	2:04.142	41.083	37.532	45.527	262.0	13:58.157	
3								4	1:57.649	41.364	35.927	40.358	264.5	15:55.806	
4								5	4:05.558	B	39.382	36.450	2:49.726	267.8	20:01.364



TROFEO PIRELLI

MUGELLO

Free Practice 1

Sector Analysis

_ Invalidated Lap
 ■ Personal Best
 ■ Session Best
 B Crossing the pit lane

Lap	Time	Sector 1	Sector 2	Sector 3	T.Spd	Elapsed	Lap	Time	Sector 1	Sector 2	Sector 3	T.Spd	Elapsed
6	2:22.774	58.434	41.577	42.763	130.0	22:24.138	7	2:26.367	58.041	43.539	44.787	138.9	22:33.345
7	2:01.176	40.213	37.587	43.376	261.3	24:25.314	8	1:58.936	41.169	37.084	40.683	260.1	24:32.281
8	2:15.225	38.177	55.280	41.768	263.9	26:40.539	9	1:53.047	38.668	34.957	39.422	262.0	26:25.328
9	1:53.341	38.670	35.169	39.502	262.6	28:33.880	10	1:52.419	38.632	34.621	39.166	262.0	28:17.747
10	1:55.141	38.542	36.795	39.804	262.6	30:29.021	11	1:53.676	38.626	35.396	39.654	262.6	30:11.423

208	Brian DAVIS	USA				
Ferrari of Palm Beach		488 Challenge EVO				
1	8:39.469 B	1:20.445	58.513	6:20.511	129.7	8:39.469
2	2:32.931	1:00.515	45.433	46.983	152.5	11:12.400
3	2:06.841	44.060	39.990	42.791	260.7	13:19.241
4	1:54.436	39.154	35.559	39.723	264.5	15:13.677
5	1:53.648	38.586	35.283	39.779	265.2	17:07.325
6	1:55.059	38.611	36.453	39.995	262.6	19:02.384
7	1:55.239	39.916	35.551	39.772	265.8	20:57.623
8	1:55.010	39.235	35.872	39.903	262.6	22:52.633
9	1:55.543	38.861	36.361	40.321	261.3	24:48.176
10	1:55.761	38.944	36.343	40.474	263.2	26:43.937
11	1:55.248	39.238	36.126	39.884	262.6	28:39.185
12	1:56.334	39.682	35.814	40.838	264.5	30:35.519

263	Cooper MACNEIL	USA				
Ferrari of Westlake		488 Challenge EVO				
1	8:22.608 B	2:10.373			107.0	8:22.608
2	2:19.523	56.491	41.234	41.798	113.2	10:42.131
3	1:57.878	39.600	35.952	42.326	268.4	12:40.009
4	2:00.870	40.128	38.328	42.414	275.9	14:40.879
5	4:28.925 B	40.571	40.549	3:07.805	235.8	19:09.804
6	2:25.202	58.300	42.730	44.172	137.1	21:35.006
7	2:00.299	41.127	38.095	41.077	262.6	23:35.305
8	1:56.987	38.326	36.489	42.172	267.1	25:32.292
9	1:50.781	37.941	34.311	38.529	265.2	27:23.073
10	1:58.282	37.995	37.323	42.964	267.8	29:21.355
11	1:52.000	38.135	34.776	39.089	269.1	31:13.355

215	Jason McCARTHY	USA				
Wide World Ferrari		488 Challenge EVO				
1	8:41.706 B	1:27.114	53.754	6:20.838	137.6	8:41.706
2	2:24.716	55.611	41.666	47.439	150.2	11:06.422
3	1:55.886	40.104	36.310	39.472	263.9	13:02.308
4	1:55.247	39.258	35.969	40.020	268.4	14:57.555
5	1:56.503	40.518	36.276	39.709	267.1	16:54.058
6	1:55.223	39.016	35.458	40.749	263.9	18:49.281
7	3:24.557 B	40.020			260.1	22:13.838
8	2:31.459	1:00.688	42.801	47.970	121.6	24:45.297
9	2:09.284	40.129	37.976	51.179	260.7	26:54.581
10	1:54.791	39.183	35.837	39.771	258.9	28:49.372
11	1:53.207	38.622	35.266	39.319	260.7	30:42.579

267	John HOREJSI	USA				
Ferrari of Vancouver		488 Challenge EVO				
1	8:11.611 B	2:03.223			134.9	8:11.611
2	2:21.039	59.298	39.453	42.288	133.6	10:32.650
3	1:56.860	40.382	36.270	40.208	262.0	12:29.510
4	1:59.385	40.741	36.282	42.362	263.9	14:28.895
5	4:38.231 B	41.166			241.1	19:07.126
6	2:29.010	1:00.817	44.526	43.667	124.3	21:36.136
7	2:00.066	41.248	37.798	41.020	260.1	23:36.202
8	1:57.041	39.897	36.357	40.787	262.6	25:33.243
9	1:56.011	39.367	35.949	40.695	262.0	27:29.254
10	1:54.725	39.080	35.813	39.832	263.2	29:23.979
11	1:55.688	39.109	36.391	40.188	263.2	31:19.667

222	Enzo POTOLICCHIO	VEN				
Ferrari of Central Florida		488 Challenge EVO				
1	8:29.793 B	1:15.767	49.046	6:24.980	117.7	8:29.793
2	2:16.954	57.932	38.171	40.851	140.5	10:46.747
3	1:54.810	39.135	35.471	40.204	270.4	12:41.557
4	1:58.869	38.981	36.065	43.823	267.8	14:40.426
5	1:54.767	38.766	35.519	40.482	267.1	16:35.193
6	4:17.590 B	45.835	39.187	2:52.568	263.9	20:52.783
7	2:42.691	1:04.856	48.113	49.722	128.1	23:35.474
8	2:13.981	45.673	45.578	42.730	248.2	25:49.455
9	1:55.162	38.734	35.216	41.212	263.2	27:44.617
10	1:53.354	38.874	35.409	39.071	262.0	29:37.971
11	1:53.495	38.878	35.321	39.296	263.9	31:31.466

244	Christian POTOLICCHIO	DEU				
Ferrari of Central Florida		488 Challenge EVO				
1	8:25.528 B	1:09.643	42.772	6:33.113	128.2	8:25.528
2	2:17.805	54.589	41.110	42.106	160.4	10:43.333
3	1:56.051	39.785	35.854	40.412	267.1	12:39.384
4	1:57.307	39.992	36.735	40.580	267.8	14:36.691
5	1:55.280	39.271	36.033	39.976	266.5	16:31.971
6	3:35.007 B	40.024			264.5	20:06.978