

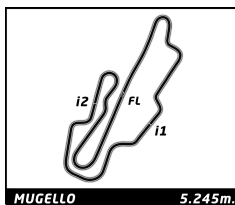
FERRARI CHALLENGE

MUGELLO

TEST NA APAC UK EU (S)

Sector Analysis

_ Invalidated Lap							■ Personal Best		■ Session Best		■ Crossing the pit lane			
Lap	Time	Sector 1	Sector 2	Sector 3	T.Sp	Elapsed	Lap	Time	Sector 1	Sector 2	Sector 3	T.Sp	Elapsed	
16	Han SIKKENS NLD													
	HR Owen 488 Challenge EVO													
1	2:47.449	1:23.928	39.734	43.787	118.4	2:47.449	18	5:57.439	4:41.424	35.852	40.163	172.0	1:14:53.043	
2	2:00.080	40.373	38.227	41.480	254.6	4:47.529	19	1:54.508	38.955	35.677	39.876	259.5	1:16:47.551	
3	1:58.040	41.884	36.064	40.092	255.2	6:45.569	20	1:54.151	39.537	35.291	39.323	261.3	1:18:41.702	
4	1:55.293	39.584	35.750	39.959	254.0	8:40.862	21	1:53.036	38.351	35.233	39.452	261.3	1:20:34.738	
5	1:56.439	40.307	36.075	40.057	255.8	10:37.301	22	1:53.461 B	42.670			261.3	1:22:28.199	
6	6:37.699 B	46.950			255.2	17:15.000	23	8:14.589	6:58.875	35.923	39.791	174.2	1:30:42.788	
7	3:01.210	1:38.557	38.735	43.918	152.7	20:16.210	24	1:55.104	38.598	36.420	40.086	260.7	1:32:37.892	
8	1:59.190	41.068	37.142	40.980	257.0	22:15.400	25	1:54.780	39.025	36.343	39.412	262.6	1:34:32.672	
9	1:58.245	39.959	36.988	41.298	255.8	24:13.645	26	1:53.247	38.421	35.284	39.542	262.0	1:36:25.919	
10	13:21.580 B	39.718	36.791	...	255.2	37:35.225	27	1:55.232	39.306	36.053	39.873	263.2	1:38:21.151	
11	2:17.356	56.749	39.461	41.146	161.3	39:52.581	28	1:53.211	38.640	35.178	39.393	262.6	1:40:14.362	
12	8:16.234 B	40.568	35.858	6:59.808	258.9	48:08.815	29	7:34.638 B	38.726	38.217	6:17.695	263.9	1:47:49.000	
13	2:11.604	50.918	37.545	43.141	173.1	50:20.419								
14	1:55.643	39.690	35.870	40.083	257.6	52:16.062								
15	1:59.672	40.443	37.582	41.647	259.5	54:15.734								
16	2:00.147	40.965	39.048	40.134	249.4	56:15.881								
17	1:55.279	39.345	35.944	39.990	258.2	58:11.160								
18	1:57.393	39.291	37.067	41.035	258.9	1:00:08.553								
19	1:57.608	39.137	37.775	40.696	255.8	1:02:06.161								
20	3:56.208 B	39.161	36.224	2:40.823	255.8	1:06:02.369								
21	7:10.271 B	54.505			162.3	1:13:12.640								
22	2:09.158	50.378	37.012	41.768	175.6	1:15:21.798								
23	1:56.455	39.206	35.830	41.419	257.6	1:17:18.253								
24	12:41.747 B	39.555	37.337	...	257.6	1:30:00.000								
25	3:09.793 B	1:06.079			131.3	1:33:09.793								
26	2:07.164	49.561	37.256	40.347	175.1	1:35:16.957								
27	2:03.140	39.770	42.275	41.095	258.2	1:37:20.097								
28	1:58.675	39.927	36.872	41.876	258.2	1:39:18.772								
29	1:56.713	40.224	36.157	40.332	257.0	1:41:15.485								
30	1:58.771	40.896	36.291	41.584	262.0	1:43:14.256								
31	1:56.793	39.938	36.327	40.528	257.0	1:45:11.049								
32	1:56.566	39.884	36.277	40.405	257.0	1:47:07.615								
33	8:52.055 B	39.671	36.260	7:36.124	257.6	1:55:59.670								
34	2:15.565	56.233	38.365	40.967	170.4	1:58:15.235								
76	Faisal AL-FAISAL SAU													
	HR Owen 488 Challenge EVO													
1	5:00.034	3:23.432	49.435	47.167	126.6	5:00.034	18	5:57.439	4:41.424	35.852	40.163	172.0	1:14:53.043	
2	2:06.486	42.843	39.958	43.685	255.2	7:06.520	19	1:54.508	38.955	35.677	39.876	259.5	1:16:47.551	
3	2:03.051	42.248	38.185	42.618	252.3	9:09.571	20	1:54.151	39.537	35.291	39.323	261.3	1:18:41.702	
4	8:40.536 B	41.127	39.865	7:19.544	255.8	17:50.107	21	1:53.036	38.351	35.233	39.452	261.3	1:20:34.738	
5	2:25.195	59.291	40.518	45.386	161.5	20:15.302	22	1:53.461 B	42.670			261.3	1:22:28.199	
6	2:04.167	44.425	38.078	41.664	255.2	22:19.469	23	8:14.589	6:58.875	35.923	39.791	174.2	1:30:42.788	
7	1:59.991	40.416	37.803	41.772	257.0	24:19.460	24	1:55.104	38.598	36.420	40.086	260.7	1:32:37.892	
8	2:00.298	41.219	37.489	41.590	257.6	26:19.758	25	1:54.780	39.025	36.343	39.412	262.6	1:34:32.672	
9	2:00.499	40.762	37.376	42.361	256.4	28:20.257	26	1:53.247	38.421	35.284	39.542	262.0	1:36:25.919	
10	2:48.672 B	52.044			167.3	31:08.929	27	1:55.232	39.306	36.053	39.873	263.2	1:38:21.151	
11	5:55.396 B					37:04.325	28	1:53.211	38.640	35.178	39.393	262.6	1:40:14.362	
12	2:30.354	1:03.934	42.622	43.798	133.7	39:34.679	29	7:34.638 B	38.726	38.217	6:17.695	263.9	1:47:49.000	
13	2:41.754 B	43.643	39.294	1:18.817	255.8	42:16.433								
14	5:42.146 B					47:58.579								
15	2:15.561	56.129	38.366	41.066	143.8	50:14.140								
16	1:57.427	39.708	36.218	41.501	261.3	52:11.567								
17	1:57.404	40.060	36.403	40.941	251.1	54:08.971								
18	1:56.555	39.901	36.146	40.508	262.6	56:05.526								
19	1:58.610	40.345	36.472	41.793	261.3	58:04.136								
20	1:57.312	40.195	36.392	40.725	259.5	1:00:01.448								
21	1:56.791	40.359	36.022	40.410	257.0	1:01:58.239								
22	1:58.691	39.870	38.236	40.585	259.5	1:03:56.930								
23	1:57.918	39.653	37.388	40.877	261.3	1:05:54.848								
24	6:59.362 B	40.123	38.151	5:41.088	259.5	1:12:54.210								
25	2:21.197	57.478	39.484	44.235	117.2	1:15:15.407								
26	2:05.995	40.249	39.564	46.182	257.6	1:17:21.402								
27	2:00.261	41.867	36.997	41.397	259.5	1:19:21.663								
28	3:18.307 B	40.523	47.952	1:49.832	260.7	1:22:39.970								
29	6:49.403 B					1:29:29.373								
30	6:10.627 B	1:17.841			101.9	1:35:40.000								
31	3:08.750	1:26.494	53.149	49.107	81.1	1:38:48.750								
32	2:15.175	46.344	44.926	43.905	243.2	1:41:03.925								
33	2:05.200	42.745	39.951	42.504	234.8	1:43:09.125								
34	11:50.875 B	40.470	37.607	...	258.2	1:55:00.000								
35	2:37.492	1:06.845	42.749	47.898	138.0	1:57:37.492								
36	2:23.727	44.557	43.781	55.389	243.8	2:00:01.219								
102	Claudio SCHIAVONI ITA													
	Scuderia Niki - Iron Lynx 488 Challenge EVO													
1	10:49.772	9:22.876	41.771	45.125	150.0	10:49.772	18	5:57.439	4:41.424	35.852	40.163	172.0	1:14:53.043	
2	6:53.401 B	55.816			162.5	17:43.173	19	1:54.508	38.955	35.677	39.876	259.5	1:16:47.551	
3	2:25.692	1:02.813	41.163	41.716	135.6	20:08.865	20	1:54.151	39.537	35.291	39.323	261.3	1:18:41.702	



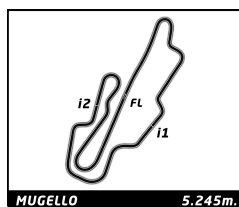
FERRARI CHALLENGE

MUGELLO

TEST NA APAC UK EU (S)

Sector Analysis

___ Invalidated Lap							■ Personal Best		■ Session Best		■ Crossing the pit lane					
Lap	Time	Sector 1	Sector 2	Sector 3	T.Sp	Elapsed	Lap	Time	Sector 1	Sector 2	Sector 3	T.Sp	Elapsed			
							109	Ernst KIRCHMAYR					AUT			
							Baron Motorsport						488 Challenge EVO			
1	2:39.333		1:09.387	44.770	45.176	123.5	2:39.333									
2	2:08.800		44.372	39.147	45.281	247.7	4:48.133									
3	2:04.008		45.635	37.802	40.571	244.9	6:52.141									
4	2:01.072		39.940	38.020	43.112	256.4	8:53.213									
5	1:55.546		39.457	35.940	40.149	262.6	10:48.759									
6	7:39.757 B		55.148			165.7	18:28.516									
7	2:29.931		1:04.663	41.828	43.440	137.1	20:58.447									
8	1:59.745		41.081	37.750	40.914	260.7	22:58.192									
9	2:01.589		39.861	38.961	42.767	262.6	24:59.781									
10	2:00.253		40.269	38.262	41.722	258.2	27:00.034									
11	3:35.470 B		40.190	41.350	2:13.930	259.5	30:35.504									
12	7:48.683		6:29.760	37.614	41.309	156.4	38:24.187									
13	1:58.412		40.088	37.191	41.133	258.2	40:22.599									
14	8:26.097 B		43.661			262.0	48:48.696									
15	2:15.402		55.287	38.582	41.533	150.8	51:04.098									
16	2:04.909		39.840	36.984	48.085	257.6	53:09.007									
17	2:03.805		41.529	37.917	44.359	242.1	55:12.812									
18	1:58.909		40.406	37.226	41.277	263.9	57:11.721									
19	1:58.906		40.114	37.198	41.594	260.7	59:10.627									
20	31:38.294 B		42.026			263.9	1:30:48.921									
21	2:54.805		1:11.930	50.503	52.372	114.8	1:33:43.726									
22	2:16.782		42.899	40.105	53.778	259.5	1:36:00.508									
23	1:54.327		39.247	35.682	39.398	259.5	1:37:54.835									
24	1:54.532		38.825	36.166	39.541	263.2	1:39:49.367									
25	1:54.348		38.898	35.758	39.692	259.5	1:41:43.715									
26	5:27.555 B		39.399	39.130	4:09.026	260.7	1:47:11.270									
27	8:12.440 B		1:00.025	52.435	6:19.980	115.2	1:55:23.710									
28	2:29.177		57.681	42.651	48.845	139.2	1:57:52.887									
29	2:39.703 B		39.176	35.573	1:24.954	259.5	2:00:32.590									
							107	Jonathan SATCHELL					GBR			
							HR Owen						488 Challenge EVO			
1	2:53.017		1:26.657	42.971	43.389	128.7	2:53.017									
2	2:03.471		41.911	38.739	42.821	253.4	4:56.488									
3	2:00.974		41.081	38.093	41.800	252.8	6:57.462									
4	1:59.417		41.009	37.219	41.189	252.8	8:56.879									
5	2:03.017		40.429	37.135	45.453	254.6	10:59.896									
6	7:00.572 B		56.692			133.7	18:00.468									
7	2:17.173		53.387	38.824	44.962	160.4	20:17.641									
8	1:59.893		40.600	37.877	41.416	255.8	22:17.534									
9	1:58.095		40.017	37.162	40.916	258.2	24:15.629									
10	1:58.022		40.222	36.903	40.897	256.4	26:13.651									
11	10:18.192 B		41.995	38.712	8:57.485	241.6	36:31.843									
12	2:20.233		56.270	41.682	42.281	150.4	38:52.076									
13	2:01.789		40.811	38.736	42.242	258.2	40:53.865									
14	7:12.458 B		44.812			260.1	48:06.323									
15	2:15.122		54.309	38.229	42.584	146.1	50:21.445									
16	2:32.521		49.996	43.185	59.340	258.2	52:53.966									
17	2:04.548		42.539	38.783	43.226	234.3	54:58.514									
18	2:03.471		41.057	38.852	43.562	260.1	57:01.985									
19	2:03.463		40.915	38.442	44.106	257.6	59:05.448									
20	4:57.591 B		48.726	43.268	3:25.597	207.9	1:04:03.039									
21	12:30.392 B		59.573	42.140	...	135.4	1:16:33.431									
22	2:20.350		53.851	42.435	44.064	158.7	1:18:53.781									
23	9:21.219 B		41.406	39.319	8:00.494	256.4	1:28:15.000									
24	2:44.416		1:20.068	40.250	44.098	163.0	1:30:59.416									
25	2:03.355		41.094	39.089	43.172	255.8	1:33:02.771									
26	2:01.971		40.802	38.578	42.591	256.4	1:35:04.742									
27	7:55.258 B		44.400	40.321	6:30.537	226.5	1:43:00.000									
28	2:38.885		1:11.420	41.795	45.670	174.2	1:45:38.885									
29	2:10.649		47.207	40.030	43.412	202.8	1:47:49.534									
30	3:35.407 B		42.039			257.0	1:51:24.941									
31	6:10.996		4:46.060	40.573	44.363	140.5	1:57:35.937									
32	2:41.633 B		41.406	38.584	1:21.643	258.2	2:00:17.570									
							118	James WEILAND					USA			
							Rossocorsa						488 Challenge EVO			
1	2:18.222		55.199	41.497	41.526	144.0	2:18.222									
2	1:54.837		39.645	35.669	39.523	255.8	4:13.059									
3	1:56.678		38.968	35.577	42.133	259.5	6:09.737									
4	16:57.689 B		38.865	37.399	...	260.7	23:07.426									
5	2:44.832		1:08.273	48.413	48.146	115.5	25:52.258									
6	2:03.682		43.017	39.068	41.597	255.8	27:55.940									
7	3:41.223 B		52.709			257.6	31:37.163									
8	4:45.576 B						36:22.739									
9	2:19.922		56.225	39.882	43.815	154.4	38:42.661									
10	1:55.233		39.411	35.686	40.136	256.4	40:37.894									
11	1:56.299 B		39.601			259.5	42:34.193									
12	7:36.331		6:11.897	39.590	44.844	161.3	50:10.524									
13	11:40.366 B		39.297	36.640	...	258.2	1:01:50.890									
14	37:12.917 B						1:39:03.807									
15	2:22.565		58.363	40.226	43.976	148.7	1:41:26.372									
16	1:56.107		39.389	36.191	40.527	258.2	1:43:22.479									
17	1:54.293		38.899	35.524	39.870	258.9	1:45:16.772									
18	4:16.254 B		42.235			262.0	1:49:33.026									
19	8:00.325		6:36.884	40.812	42.629	134.4	1:57:33.351									
20	2:00.902		41.267	37.998	41.637	259.5	1:59:34.253									



FERRARI CHALLENGE

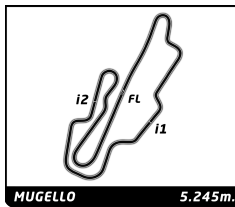
MUGELLO

TEST NA APAC UK EU (S)

Sector Analysis

— Invalidated Lap ■ Personal Best ■ Session Best ■ Crossing the pit lane

Lap	Time	Sector 1	Sector 2	Sector 3	T.Sp	Elapsed	Lap	Time	Sector 1	Sector 2	Sector 3	T.Sp	Elapsed	
119	Paul ROGERS						GBR	26	1:54.334	38.802	35.646	39.886	261.3	1:46:50.567
JCT600 Brooklands 488 Challenge EVO							27	8:20.628 B	38.854	35.606	7:06.168	262.6	1:55:11.195	
1	7:27.914	6:00.400	43.631	43.883	100.9	7:27.914	28	2:14.855	57.119	37.273	40.463	143.4	1:57:26.050	
2	9:34.086 B	41.305	38.356	8:14.425	250.5	17:02.000	29	1:55.300	38.985	36.324	39.991	261.3	1:59:21.350	
3	2:37.884	1:16.195	37.970	43.719	165.5	19:39.884	161 Thomas GOSTNER ITA							
4	6:39.116 B	42.111	50.498	5:06.507	248.8	26:19.000	CDP - MP Racing 488 Challenge EVO							
5	4:29.107 B	1:27.026	47.629	2:14.452	124.0	30:48.107	1	3:11.272	1:36.761	47.282	47.229	130.5	3:11.272	
6	7:44.584	6:23.159	38.752	42.673	152.3	38:32.691	2	2:05.622	43.107	40.391	42.124	258.9	5:16.894	
7	2:00.450	40.918	37.684	41.848	251.7	40:33.141	3	2:06.455	44.574	40.007	41.874	260.7	7:23.349	
8	9:27.931 B	41.238	8:04.547	42.146	252.8	50:01.072	4	2:00.543	40.626	38.452	41.465	258.9	9:23.892	
9	2:00.527	40.628	37.856	42.043	251.7	52:01.599	5	9:46.961 B	40.958	37.780	8:28.223	262.0	19:10.853	
10	1:59.613	40.394	37.174	42.045	251.1	54:01.212	6	2:15.251	55.336	38.169	41.746	156.9	21:26.104	
11	1:59.953	40.300	37.600	42.053	251.7	56:01.165	7	1:58.676	40.354	37.579	40.743	259.5	23:24.780	
12	2:04.119	40.617	39.236	44.266	252.3	58:05.284	8	2:00.561	41.009	37.680	41.872	263.2	25:25.341	
13	2:04.590	42.193	38.973	43.424	252.8	1:00:09.874	9	1:59.266	40.316	37.295	41.655	261.3	27:24.607	
14	16:25.126 B	40.821	38.251	...	254.0	1:16:35.000	10	10:08.481 B	41.333			264.5	37:33.088	
15	2:45.003	1:17.221	43.058	44.724	165.2	1:19:20.003	11	2:14.763	52.528	40.656	41.579	168.3	39:47.851	
16	9:21.549 B	41.224	46.669	7:53.656	254.6	1:28:41.552	12	9:16.596 B	40.427	37.850	7:58.319	262.0	49:04.447	
17	2:18.305	54.179	40.086	44.040	164.5	1:30:59.857	13	2:21.214	59.609	40.620	40.985	135.9	51:25.661	
18	2:03.305	41.375	39.272	42.658	253.4	1:33:03.162	14	2:00.529	39.810	37.880	42.839	262.6	53:26.190	
19	2:02.565	40.865	38.789	42.911	253.4	1:35:05.727	15	1:56.705	40.026	36.936	39.743	263.9	55:22.895	
20	2:01.102	41.041	38.057	42.004	254.6	1:37:06.829	16	1:55.876	39.400	36.401	40.075	263.2	57:18.771	
21	2:00.371	40.596	37.986	41.789	254.0	1:39:07.200	17	1:56.211	39.337	36.496	40.378	263.2	59:14.982	
22	2:04.593	40.696	39.900	43.997	252.8	1:41:11.793	18	1:57.069	39.781	37.385	39.903	263.2	1:01:12.051	
23	2:03.113	41.149	38.212	43.752	253.4	1:43:14.906	19	1:59.053	40.108	37.179	41.766	263.9	1:03:11.104	
24	2:00.944	40.815	37.722	42.407	255.2	1:45:15.850	20	3:09.024 B	42.817			258.9	1:06:20.128	
25	2:02.418	41.528	38.549	42.341	254.6	1:47:18.268	21	7:07.181 B	56.019			167.5	1:13:27.309	
26	8:02.151 B	41.635	43.471	6:37.045	254.6	1:55:20.419	22	2:14.132	53.915	38.144	42.073	154.7	1:15:41.441	
128	Christian KINCH						SWE	23	1:58.526	39.807	37.573	41.146	263.2	1:17:39.967
Formula Racing 488 Challenge EVO							24	1:58.005	40.408	37.072	40.525	262.6	1:19:37.972	
1	5:33.471	3:58.787	46.836	47.848	123.5	5:33.471	25	9:34.141 B	40.124	43.983	8:10.034	262.0	1:29:12.113	
2	2:16.836	47.593	42.723	46.520	214.4	7:50.307	26	2:24.492	1:02.277	39.609	42.606	100.6	1:31:36.605	
3	2:11.715	46.463	40.934	44.318	247.1	10:02.022	27	2:06.158	41.350	40.699	44.109	261.3	1:33:42.763	
4	4:01.529 B	42.548	46.199	2:32.782	252.3	14:03.551	28	2:00.850	40.368	38.943	41.539	259.5	1:35:43.613	
5	6:13.239	4:47.008	40.453	45.778	158.3	20:16.790	29	2:02.001	40.480	37.831	43.690	261.3	1:37:45.614	
6	2:00.177	41.081	37.940	41.156	260.1	22:16.967	30	1:59.766	40.711	37.979	41.076	261.3	1:39:45.380	
7	2:23.079 B	39.602	37.096	1:06.381	258.9	24:40.046	31	1:57.003	39.943	36.872	40.188	259.5	1:41:42.383	
8	16:37.742	...	42.941	48.122	126.3	41:17.788	32	1:59.711	39.748	37.482	42.481	261.3	1:43:42.094	
9	6:56.842 B	46.798			230.3	48:14.630	33	1:59.922	40.761	37.646	41.515	258.9	1:45:42.016	
10	2:23.672	57.273	42.416	43.983	150.2	50:38.302	34	2:00.682	41.481	37.446	41.755	261.3	1:47:42.698	
11	2:11.280	43.322	40.646	47.312	253.4	52:49.582	35	7:58.605 B	41.208			260.1	1:55:41.303	
12	2:04.672	42.275	39.464	42.933	255.2	54:54.254	36	2:15.811	56.000	38.485	41.326	147.5	1:57:57.114	
13	2:03.360	41.173	38.678	43.509	258.9	56:57.614	37	2:44.457 B	40.033	37.095	1:27.329	263.2	2:00:41.571	
14	5:02.386 B	40.841	37.927	3:43.618	259.5	1:02:00.000	173 Corinna GOSTNER ITA							
15	2:37.948	1:13.375	41.534	43.039	140.3	1:04:37.948	CDP - MP Racing 488 Challenge EVO							
16	2:29.760 B	40.825	38.205	1:10.730	254.6	1:07:07.708	1	3:16.583	1:42.319	47.216	47.048	119.2	3:16.583	
17	7:51.890	6:30.881	39.125	41.884	147.9	1:14:59.598	2	2:11.955	44.696	43.453	43.806	250.5	5:28.538	
18	1:58.027	39.879	37.015	41.133	257.0	1:16:57.625	3	2:04.377	42.638	39.411	42.328	258.9	7:32.915	
19	1:57.248	39.744	36.840	40.664	259.5	1:18:54.873	4	2:01.870	41.462	38.810	41.598	262.6	9:34.785	
20	13:03.616 B	42.565	...	47.009	256.4	1:31:58.489	5	9:37.485 B	40.897	37.755	8:18.833	260.7	19:12.270	
21	2:02.325	42.154	38.598	41.573	256.4	1:34:00.814	6	2:20.593	57.106	40.266	43.221	143.2	21:32.863	
22	1:56.296	39.412	36.518	40.366	260.7	1:35:57.110	7	2:02.868	42.973	38.242	41.653	257.6	23:35.731	
23	1:54.454	38.995	35.783	39.676	262.6	1:37:51.564	8	2:03.877	41.299	40.661	41.917	260.1	25:39.608	
24	5:05.718 B	40.255	3:44.471	40.992	262.6	1:42:57.282	9	2:01.139	41.259	38.498	41.382	258.9	27:40.747	
25	1:58.951	40.836	37.497	40.618	263.2	1:44:56.233	10	10:06.697 B	41.914			260.7	37:47.444	



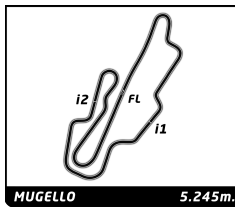
FERRARI CHALLENGE

MUGELLO

TEST NA APAC UK EU (S)

Sector Analysis

_ Invalidated Lap							■ Personal Best		■ Session Best		■ Crossing the pit lane		
Lap	Time	Sector 1	Sector 2	Sector 3	T.Spd	Elapsed	Lap	Time	Sector 1	Sector 2	Sector 3	T.Spd	Elapsed
11	2:38.975	1:06.523	47.278	45.174	108.3	40:26.419	32	8:49.974 B	39.314			265.2	1:55:26.869
12	8:39.828 B	41.575	47.067	7:11.186	262.6	49:06.247	33	2:12.726	53.011	36.825	42.890	150.6	1:57:39.595
13	2:22.834	1:00.150	40.584	42.100	126.6	51:29.081	34	2:19.608 B	39.179	37.491	1:02.938	267.8	1:59:59.203
14	2:23.388	41.361	38.175	1:03.852	260.7	53:52.469	178 Axel SARTINGEN DEU						
15	2:02.160	42.702	37.912	41.546	235.8	55:54.629	Lueg Sportivo 488 Challenge EVO						
16	1:58.202	40.493	36.950	40.759	260.7	57:52.831	1	6:02.824	4:26.387	46.203	50.234	112.9	6:02.824
17	1:58.298	40.475	36.893	40.930	262.6	59:51.129	2	2:15.087	47.938	41.920	45.229	224.2	8:17.911
18	1:58.208	40.247	37.074	40.887	257.6	1:01:49.337	3	2:11.088	45.246	41.182	44.660	238.4	10:28.999
19	2:04.416	43.053	40.035	41.328	263.9	1:03:53.753	4	8:04.385 B	48.940			250.5	18:33.384
20	9:49.568 B	41.087			259.5	1:13:43.321	5	2:27.919	1:01.536	41.571	44.812	128.2	21:01.303
21	2:21.551 B	1:06.546			104.7	1:16:04.872	6	2:09.084	43.985	41.307	43.792	237.9	23:10.387
22	2:19.296	56.436	40.479	42.381	136.9	1:18:24.168	7	2:00.472	41.197	37.766	41.509	257.6	25:10.859
23	2:00.982	41.259	38.386	41.337	259.5	1:20:25.150	8	2:02.832	40.334	39.618	42.880	259.5	27:13.691
24	9:18.373 B	46.160			260.7	1:29:43.523	9	9:25.579 B	41.303	44.392	7:59.884	258.9	36:39.270
25	2:32.078	1:05.026	43.866	43.186	117.5	1:32:15.601	10	2:21.199	55.326	40.483	45.390	140.6	39:00.469
26	2:03.391	41.730	39.144	42.517	255.8	1:34:18.992	11	1:57.427	40.538	36.748	40.141	260.1	40:57.896
27	2:00.297	41.227	37.613	41.457	262.0	1:36:19.289	12	11:09.478 B	41.696			266.5	52:07.374
28	2:02.565	42.084	38.940	41.541	263.2	1:38:21.854	13	2:24.305	56.762	40.309	47.234	138.1	54:31.679
29	1:58.498	40.380	37.471	40.647	263.2	1:40:20.352	14	1:55.699	39.833	35.914	39.952	259.5	56:27.378
30	1:59.238	40.647	37.328	41.263	260.1	1:42:19.590	15	1:56.830	39.331	36.301	41.198	263.9	58:24.208
31	2:00.311	40.657	38.182	41.472	258.9	1:44:19.901	16	1:58.166	39.939	37.935	40.292	264.5	1:00:22.374
32	2:01.459	40.794	39.089	41.576	259.5	1:46:21.360	17	1:58.655	40.281	37.845	40.529	264.5	1:02:21.029
33	10:05.065 B	40.123	37.149	8:47.793	258.9	1:56:26.425	18	1:55.361	39.580	35.810	39.971	260.7	1:04:16.390
34	2:24.621	1:01.087	40.069	43.465	126.1	1:58:51.046	19	8:36.075 B	40.040			262.0	1:12:52.465
177 Fons SCHELTEMA NLD							183 Christian HERDT-WIPPER DEU						
Kessel Racing 488 Challenge EVO							Saggio München 488 Challenge EVO						
1	4:01.553	2:33.874	42.555	45.124	134.4	4:01.553	1	3:08.780	1:40.343	44.231	44.206	115.2	3:08.780
2	1:57.323	40.437	36.600	40.286	260.1	5:58.876	2	4:43.733 B	41.050	37.421	3:25.262	258.9	7:52.513
3	1:56.751	39.564	37.062	40.125	262.0	7:55.627	3	2:07.933	50.501	36.486	40.946	174.2	10:00.446
4	1:55.251	39.544	36.280	39.427	263.2	9:50.878	4	7:44.799 B	39.173	47.949	6:17.677	261.3	17:45.245
5	8:35.462 B	38.582	38.089	7:18.791	263.2	18:26.340	5	2:18.824	58.353	39.326	41.145	138.1	20:04.069
6	2:31.419	1:06.166	41.538	43.715	122.3	20:57.759	6	1:55.768	39.442	36.061	40.265	259.5	21:59.837
7	2:01.972	42.938	38.251	40.783	260.1	22:59.731	7	1:55.792	38.888	36.552	40.352	260.7	23:55.629
8	2:00.369	40.110	37.446	42.813	265.2	25:00.100	8	1:54.714	38.798	35.736	40.180	260.1	25:50.343
9	1:58.959	40.302	37.961	40.696	262.0	26:59.059	9	10:34.861 B	40.051			261.3	36:25.204
10	10:58.726 B	40.382	40.137	9:38.207	263.2	37:57.785	10	3:39.420 B	54.000	39.985	2:05.435	159.2	40:04.624
11	2:21.153	57.309	40.617	43.227	150.6	40:18.938	11	8:14.055 B	52.983			177.4	48:18.679
12	8:24.015 B	40.791	54.416	6:48.808	264.5	48:42.953	12	2:12.000	53.111	38.191	40.698	169.9	50:30.679
13	2:15.315	55.593	38.537	41.185	163.0	50:58.268	13	12:48.686 B	41.208	38.226	...	264.5	1:03:19.365
14	2:01.665	40.549	37.478	43.638	263.9	52:59.933	14	2:29.730	59.906	44.976	44.848	149.3	1:05:49.095
15	1:57.929	40.206	36.980	40.743	261.3	54:57.862	15	7:15.746 B	43.414	44.898	5:47.434	259.5	1:13:04.841
16	1:56.591	39.842	36.559	40.190	264.5	56:54.453							
17	1:56.726	39.765	36.637	40.324	264.5	58:51.179							
18	1:57.004	39.755	36.801	40.448	265.2	1:00:48.183							
19	1:56.537	39.856	36.387	40.294	264.5	1:02:44.720							
20	13:08.948 B	41.871	38.081	...	263.9	1:15:53.668							
21	2:22.648	59.830	41.012	41.806	136.8	1:18:16.316							
22	1:55.069	39.640	35.787	39.642	262.6	1:20:11.385							
23	1:58.335 B	41.454			263.2	1:22:09.720							
24	8:41.179	7:21.205	39.223	40.751	167.3	1:30:50.899							
25	1:55.167	39.139	35.750	40.278	263.2	1:32:46.066							
26	1:59.166	40.834	37.822	40.510	265.8	1:34:45.232							
27	1:54.687	39.011	36.128	39.548	265.8	1:36:39.919							
28	1:59.256	39.450	37.025	42.781	265.2	1:38:39.175							
29	3:51.308 B	39.164	36.630	2:35.514	262.6	1:42:30.483							
30	2:11.249	52.825	37.377	41.047	172.3	1:44:41.732							
31	1:55.163	39.432	36.051	39.680	263.9	1:46:36.895							



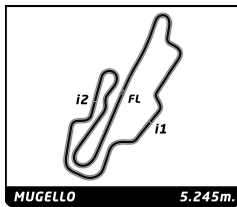
FERRARI CHALLENGE

MUGELLO

TEST NA APAC UK EU (S)

Sector Analysis

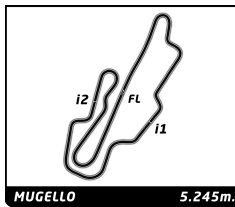
MUGELLO 5.245m							MUGELLO 5.245m						
Lap	Time	Sector 1	Sector 2	Sector 3	T.Sp	Elapsed	Lap	Time	Sector 1	Sector 2	Sector 3	T.Sp	Elapsed
16	2:18.939	55.777	40.351	42.811	169.3	1:15:23.780	2	2:24.209	57.726	41.608	44.875	145.0	7:31.526
17	1:56.063	39.124	36.326	40.613	265.2	1:17:19.843	3	2:02.731	42.365	38.739	41.627	258.9	9:34.257
18	1:56.116	39.044	36.491	40.581	265.2	1:19:15.959	4	4:41.841 B	40.302	37.166	3:24.373	259.5	14:16.098
19	6:09.487 B	39.689	44.883	4:44.915	262.6	1:25:25.446	5	5:21.427	4:03.823	36.751	40.853	156.0	19:37.525
20	8:03.110 B					1:33:28.556	6	1:56.084	39.358	36.396	40.330	258.9	21:33.609
21	2:09.381	51.621	37.299	40.461	170.7	1:35:37.937	7	1:57.990	40.749	36.828	40.413	261.3	23:31.599
22	2:01.343	40.479	40.232	40.632	262.6	1:37:39.280	8	1:55.434	39.216	36.148	40.070	260.7	25:27.033
23	1:56.352	39.716	36.741	39.895	263.2	1:39:35.632	9	1:57.934	39.195	37.208	41.531	261.3	27:24.967
24	1:56.622	39.801	36.651	40.170	262.6	1:41:32.254	10	2:27:56.831 B				265.2	1:55:21.798
25	1:56.255	39.147	36.923	40.185	263.9	1:43:28.509	11	2:22.178	58.940	40.868	42.370	143.2	1:57:43.976
26	1:56.058	39.429	36.519	40.110	263.2	1:45:24.567	12	2:43.273 B	40.778	38.340	1:24.155	262.0	2:00:27.249
27	1:56.280	39.332	36.479	40.469	263.9	1:47:20.847	222 Enzo POTOLICCHIO VEN						
28	8:29.320 B	39.620	41.628	7:08.072	263.9	1:55:50.167	Ferrari of Central Florida 488 Challenge EVO						
29	2:14.374	54.413	36.991	42.970	176.5	1:58:04.541	1	8:23.223	6:16.661	1:03.854	1:02.708	91.9	8:23.223
30	2:41.988 B	39.569	36.980	1:25.439	263.2	2:00:46.529	2	2:07.741	47.892	38.937	40.912	129.4	10:30.964
202 Keysin CHEN CHN							3	16:17.423 B	51.811			263.9	26:48.387
Ferrari of Beverly Hills 488 Challenge EVO							4	3:26.406 B	1:12.594			69.5	30:14.793
1	3:01.709	1:24.296	49.001	48.412	121.2	3:01.709	5	8:39.922	6:57.876	45.837	56.209	147.7	38:54.715
2	2:14.890	47.257	42.634	44.999	256.4	5:16.599	6	2:01.894	45.793	36.274	39.827	176.5	40:56.609
3	2:20.195	46.976	42.405	50.814	223.7	7:36.794	7	7:19.202 B	40.519			265.8	48:15.811
4	2:05.078	45.027	40.219	39.832	211.5	9:41.872	8	2:10.781	53.562	35.751	41.468	169.9	50:26.592
5	8:49.356 B	38.306			262.0	18:31.228	9	1:53.280	38.701	35.208	39.371	263.9	52:19.872
6	34:27.298 B					52:58.526	10	1:57.003	39.220	37.052	40.731	267.1	54:16.875
7	2:34.384	1:03.993	43.141	47.250	132.4	55:32.910	11	1:57.132	40.055	37.554	39.523	269.1	56:14.007
8	2:02.727	40.541	39.392	42.794	260.7	57:35.637	12	1:53.756	38.750	35.579	39.427	265.2	58:07.763
9	1:57.670	38.509	37.292	41.869	262.6	59:33.307	13	3:37.270 B	39.999			266.5	1:01:45.033
10	1:53.632	38.670	35.214	39.748	262.6	1:01:26.939	14	2:10.595	53.944	36.888	39.763	136.9	1:03:55.628
11	1:53.499	38.553	35.734	39.212	262.0	1:03:20.438	15	1:55.534	39.581	36.442	39.511	265.2	1:05:51.162
12	9:47.279 B	42.302			262.0	1:13:07.717	16	7:12.412 B	39.708			264.5	1:13:03.574
13	2:30.437	55.311	41.146	53.980	145.0	1:15:38.154	17	2:10.623	52.642	36.993	40.988	166.0	1:15:14.197
14	1:53.627	38.742	35.287	39.598	261.3	1:17:31.781	18	1:55.330	39.804	35.999	39.527	265.8	1:17:09.527
15	1:53.990	38.891	35.503	39.596	263.9	1:19:25.771	19	1:55.853	38.938	37.450	39.465	265.8	1:19:05.380
16	14:49.106 B	39.078			264.5	1:34:14.877	20	2:47.945 B	38.777			265.2	1:21:53.325
17	2:09.794	52.320	37.738	39.736	172.6	1:36:24.671	21	8:45.161	7:29.856	35.898	39.407	155.8	1:30:38.486
18	1:53.365	38.317	35.876	39.172	262.0	1:38:18.036	22	1:58.894	38.992	37.959	41.943	264.5	1:32:37.380
19	1:52.260	38.080	34.811	39.369	262.0	1:40:10.296	23	2:07.003	39.187	37.482	50.334	267.1	1:34:44.383
20	4:50.949 B	38.855			263.2	1:45:01.245	24	2:02.747	38.597	39.784	44.366	264.5	1:36:47.130
21	2:20.743	59.872	38.400	42.471	115.9	1:47:21.988	25	4:56.062 B	38.607	35.624	3:41.831	265.2	1:41:43.192
22	7:57.024 B	39.408	39.732	6:37.884	263.2	1:55:19.012	26	2:26.820	1:03.006	42.212	41.602	143.4	1:44:10.012
23	2:15.106	52.957	39.833	42.316	161.1	1:57:34.118	27	1:52.875	38.808	35.166	38.901	263.9	1:46:02.887
24	1:56.187	39.720	36.410	40.057	263.9	1:59:30.305	28	1:51.885	38.310	34.840	38.735	264.5	1:47:54.772
208 Brian DAVIS USA							29	13:00.530 B	42.224			266.5	2:00:55.302
Ferrari of Palm Beach 488 Challenge EVO							244 Christian POTOLICCHIO DEU						
1	3:05.433	1:25.735	52.227	47.471	138.0	3:05.433	Ferrari of Central Florida 488 Challenge EVO						
2	1:59.076	41.734	37.156	40.186	260.7	5:04.509	1	4:06.649	2:35.798	44.935	45.916	116.7	4:06.649
3	1:55.286	39.217	36.422	39.647	262.6	6:59.795	2	1:57.911	40.497	36.967	40.447	258.2	6:04.560
4	2:05.129	38.912	44.259	41.958	264.5	9:04.924	3	2:03.926	40.324	42.125	41.477	260.1	8:08.486
5	1:54.059	39.298	35.392	39.369	260.7	10:58.983	4	1:57.836	39.674	36.811	41.351	262.0	10:06.322
6	2:49.067 B	55.289			162.0	13:48.050	5	14:23.117 B	43.365	49.040	...	261.3	24:29.439
7	23:52.057 B					37:40.107	6	2:33.552	1:06.273	43.549	43.730	114.7	27:02.991
8	2:30.197	1:02.345	42.807	45.045	147.5	40:10.304	7	3:38.143 B	40.113	40.000	2:18.030	260.7	30:41.134
215 Jason McCARTHY USA							8	7:48.369	6:27.459	40.397	40.513	163.2	38:29.503
Wide World Ferrari 488 Challenge EVO							9	1:55.425	38.901	35.434	41.090	260.7	40:24.928
1	5:07.317 B	1:19.599	42.954	3:04.764	128.4	5:07.317	10	8:03.521 B	39.303	45.106	6:39.112	263.2	48:28.449
							11	2:16.333	54.355	38.550	43.428	168.8	50:44.782



FERRARI CHALLENGE
MUGELLO
 TEST NA APAC UK EU (S)

Sector Analysis

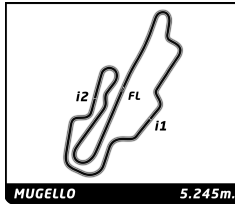
_ Invalidated Lap							■ Personal Best							■ Session Best							B Crossing the pit lane						
Lap	Time	Sector 1	Sector 2	Sector 3	T.Spd	Elapsed	Lap	Time	Sector 1	Sector 2	Sector 3	T.Spd	Elapsed	Lap	Time	Sector 1	Sector 2	Sector 3	T.Spd	Elapsed	Lap	Time	Sector 1	Sector 2	Sector 3	T.Spd	Elapsed
12	2:01.272	39.382	36.525	45.365	262.0	52:46.054	24	8:55.620B	39.749	36.656	7:39.215	260.7	1:55:36.478														
13	1:55.363	39.375	35.621	40.367	258.9	54:41.417																					
14	1:53.976	38.958	35.321	39.697	261.3	56:35.393																					
15	1:55.044	38.821	35.407	40.816	263.2	58:30.437																					
16	1:57.180	38.846	35.781	42.553	263.2	1:00:27.617																					
17	5:48.278B	39.395			265.2	1:06:15.895																					
18	23:36.675B	57.214			125.1	1:29:52.570																					
19	2:33.770	59.194	53.003	41.573	131.3	1:32:26.340																					
20	1:55.765	39.211	35.989	40.565	260.7	1:34:22.105																					
21	1:56.366	39.369	36.670	40.327	261.3	1:36:18.471																					
22	2:00.656	40.005	40.021	40.630	262.0	1:38:19.127																					
23	1:54.234	39.048	35.478	39.708	263.2	1:40:13.361																					
24	6:10.771B	39.113	35.580	4:56.078	262.0	1:46:24.132																					
25	2:53.187B	50.889	39.135	1:23.163	172.6	1:49:17.319																					
26	7:58.282	6:40.419	37.542	40.321	172.3	1:57:15.601																					
27	1:54.905	39.186	35.917	39.802	261.3	1:59:10.506																					
263 Cooper MACNEIL USA							311 Manny FRANCO USA																				
Ferrari of Westlake 488 Challenge EVO							Ferrari Lake Forest 488 Challenge EVO																				
1	2:20.147	57.623	40.924	41.600	141.0	2:20.147	1	7:35.323	6:06.063	42.102	47.158	110.6	7:35.323														
2	1:54.072	39.400	35.475	39.197	263.2	4:14.219	2	2:01.701	41.139	37.767	42.795	258.9	9:37.024														
3	1:53.983	38.131	35.443	40.409	267.1	6:08.202	3	5:12.501B	39.806	36.887	3:55.808	253.4	14:49.525														
4	1:56.354	38.612	38.058	39.684	265.8	8:04.556	4	5:01.408	3:45.162	35.821	40.425	98.9	19:50.933														
5	2:05.909	38.774	36.438	50.697	266.5	10:10.465	5	1:55.153	39.156	36.168	39.829	260.1	21:46.086														
6	13:47.251B	41.722			213.6	23:57.716	6	1:55.814	40.186	35.832	39.796	260.7	23:41.900														
7	2:11.349	54.245	35.952	41.152	151.4	26:09.065	7	12:47.694B	38.777	35.944	...	261.3	36:29.594														
8	1:52.153	38.408	34.804	38.941	265.8	28:01.218	8	2:14.877	52.193	37.715	44.969	133.4	38:44.471														
9	13:16.914B	49.908			268.4	41:18.132	9	1:55.623	40.019	35.679	39.925	262.0	40:40.094														
10	8:38.997	7:22.166	36.496	40.335	182.4	49:57.129	10	1:57.674B	41.419			263.9	42:37.768														
11	1:51.172	38.104	34.351	38.717	264.5	51:48.301	11	54:01.796B					1:36:39.564														
12	4:39.031B	37.821	34.459	3:26.751	266.5	56:27.332	12	2:21.157	1:01.348	37.719	42.090	134.9	1:39:00.721														
267 John HOREJSI USA							321 Roy CARROLL USA																				
Ferrari of Vancouver 488 Challenge EVO							Foreign Cars Italia 488 Challenge EVO																				
1	2:50.573	1:21.921	43.603	45.049	127.0	2:50.573	1	3:46.046	2:20.921	41.827	43.298	110.3	3:46.046														
2	2:06.889	43.668	38.793	44.428	260.1	4:57.462	2	2:01.564	40.949	39.055	41.560	256.4	5:47.610														
3	2:00.130	41.202	37.586	41.342	262.0	6:57.592	3	2:00.305	41.395	38.407	40.503	258.2	7:47.915														
4	1:58.399	40.243	36.759	41.397	262.0	8:55.991	4	1:54.964	39.263	35.689	40.012	257.0	9:42.879														
5	8:43.421B	43.027			258.2	17:39.412	5	10:48.240B	39.212	37.557	9:31.471	260.7	20:31.119														
6	2:33.540	1:06.665	43.668	43.207	121.6	20:12.952	6	2:23.479	50.705	38.587	54.187	163.5	22:54.598														
7	1:59.930	40.812	37.885	41.233	259.5	22:12.882	7	1:59.456	39.207	40.112	40.137	255.8	24:54.054														
8	1:54.619	39.487	35.518	39.614	262.0	24:07.501	8	2:00.018	39.453	35.675	44.890	258.2	26:54.072														
9	1:54.619	39.228	35.763	39.628	261.3	26:02.120	9	10:32.612B	39.024	35.550	9:18.038	257.0	37:26.684														
10	10:32.315B	39.200	35.898	9:17.217	263.9	36:34.435	10	2:25.322	58.963	42.907	43.452	146.9	39:52.006														
11	2:13.739	54.487	38.227	41.025	142.9	38:48.174	11	8:45.429B	42.176	40.321	7:22.932	255.2	48:37.435														
12	2:01.342	39.446	39.789	42.107	262.6	40:49.516	12	2:19.798	55.790	40.640	43.368	139.6	50:57.233														
13	12:07.393B	40.930			262.0	52:56.909	13	2:04.551	42.507	39.061	42.983	255.8	53:01.784														
14	13:57.811B					1:06:54.720	14	2:00.792	40.428	38.446	41.918	255.2	55:02.576														
15	7:59.055	6:39.235	38.807	41.013	149.5	1:14:53.775	15	2:03.507	40.930	39.393	43.184	257.0	57:06.083														
16	1:55.268	39.204	36.130	39.934	261.3	1:16:49.043	16	2:00.803	40.600	38.359	41.844	257.6	59:06.886														
17	1:59.474	39.817	39.422	40.235	262.0	1:18:48.517	17	2:02.574	40.751	38.931	42.892	257.6	1:01:09.460														
18	14:31.519B	39.495	6:16.299	7:35.725	259.5	1:33:20.036	18	2:02.387	40.947	38.565	42.875	255.2	1:03:11.847														
19	5:09.826B	59.211	41.237	3:29.378	136.8	1:38:29.862	19	2:01.879	40.978	38.914	41.987	256.4	1:05:13.726														
20	2:20.791	1:00.176	39.119	41.496	142.9	1:40:50.653	20	11:27.729B	41.035	39.013	...	255.2	1:16:41.455														
21	1:57.909	40.172	37.187	40.550	255.8	1:42:48.562	21	2:35.892	1:02.913	44.995	47.984	129.1	1:19:17.347														
22	1:56.356	39.450	36.610	40.296	259.5	1:44:44.918	22	10:08.913B	44.976	48.630	8:35.307	247.7	1:29:26.260														
23	1:55.940	39.706	36.345	39.889	261.3	1:46:40.858	23	2:19.566	56.841	40.289	42.436	145.0	1:31:45.826														
							323 Brett JACOBSON USA																				
							Ferrari of Houston 488 Challenge EVO																				
							24	2:06.351	40.169	44.447	41.735	257.0	1:33:52.177														
							25	1:57.838	39.546	37.097	41.195	255.8	1:35:50.015														
							26	1:58.067	39.554	36.809	41.704	257.0	1:37:48.082														
							27	2:00.973	42.602	37.407	40.964	255.8	1:39:49.055														
							28	1:59.394	40.550	37.859	40.985	255.8	1:41:48.449														
							29	1:59.719	40.378	37.456	41.885	255.8	1:43:48.168														
							30	12:47.215B	40.869	37.832	...	255.8	1:56:35.383														



FERRARI CHALLENGE
MUGELLO
TEST NA APAC UK EU (S)

Sector Analysis

_ Invalidated Lap							■ Personal Best							■ Session Best							B Crossing the pit lane																			
Lap	Time	Sector 1	Sector 2	Sector 3	T.Sp	Elapsed	Lap	Time	Sector 1	Sector 2	Sector 3	T.Sp	Elapsed	Lap	Time	Sector 1	Sector 2	Sector 3	T.Sp	Elapsed	Lap	Time	Sector 1	Sector 2	Sector 3	T.Sp	Elapsed													
327 Lisa CLARK USA																																								
Ferrari of Beverly Hills 488 Challenge EVO																																								
1	14:26.212	B	103.9	14:26.212	3	2:16.193	46.641	43.782	45.770	243.2	25:01.103	4	2:21.694	45.714	44.969	51.011	250.5	27:22.797	5	9:23.321	B	44.682	249.9	36:46.118														
2	5:52.232	4:12.983	50.217	49.032	96.3	20:18.444	6	2:51.128	1:23.149	43.127	44.852	69.4	39:37.246	7	8:48.578	B	42.991	41.226	7:24.361	251.1	48:25.824	8	2:21.673	55.046	41.885	44.742	142.1	50:47.497												
3	2:10.756	45.543	41.256	43.957	255.8	22:29.200	9	38:00.374	B	43.604	42.502	...	247.1	1:28:47.871	10	2:43.490	1:05.077	50.000	48.413	108.5	1:31:31.361	11	2:28.929	48.979	52.475	47.475	225.6	1:34:00.290												
4	2:04.455	42.486	39.481	42.488	255.8	24:33.655	12	2:12.186	44.234	41.936	46.016	228.4	1:36:12.476	13	2:16.386	45.657	44.766	45.963	248.2	1:38:28.862	14	2:12.465	44.205	42.669	45.591	249.4	1:40:41.327													
5	2:02.777	41.567	38.647	42.563	255.8	26:36.432	15	15:33.526	B	43.751	42.251	...	248.8	1:56:14.853	16	2:01.514	41.039	38.248	42.227	258.9	1:04:25.406	17	2:21.443	B	42.418	256.4	1:08:48.286													
6	3:24.966	B	41.232	38.220	2:05.514	255.8	30:01.398	18	8:39.713	7:22.353	36.734	40.626	169.1	1:17:27.999	19	1:55.440	39.559	35.833	40.048	258.9	1:19:23.439	20	26:14.371	B	39.161	45.943	...	260.1	1:45:37.810											
7	9:00.413	7:37.231	39.511	43.671	138.0	39:01.811	21	2:37.558	1:07.814	45.884	43.860	103.8	1:48:15.368	22	6:59.851	B	44.231	255.8	1:55:15.219	23	2:21.247	56.289	41.326	43.632	150.8	1:57:36.466	24	2:44.703	B	41.580	39.023	1:24.100	260.7	2:00:21.169						
8	2:02.105	41.855	38.214	42.036	258.9	41:03.916	25	2:00.901	40.021	38.511	42.369	263.9	1:44:57.698	26	1:58.949	40.233	37.710	41.006	264.5	1:46:56.647	27	8:59.441	B	40.156	37.909	7:41.376	263.9	1:55:56.088												
9	7:07.257	B	43.292	...	257.6	48:11.173	28	2:15.058	55.738	38.181	41.139	167.0	1:58:11.146	28	2:15.058	55.738	38.181	41.139	167.0	1:58:11.146	29	2:00.794	40.802	38.606	41.386	1:39:14.322	30	2:00.812	40.701	38.653	41.458	262.0	1:41:15.134							
10	2:16.932	54.157	39.166	43.609	139.0	50:28.105	31	4:40.708	B	42.766	38.795	3:19.147	263.9	1:45:55.842	32	2:20.197	54.421	41.653	44.123	159.9	1:48:16.039	33	7:00.876	B	44.930	1:55:16.915	34	2:19.781	55.609	40.727	43.445	141.7	1:57:36.696	35	2:46.233	B	41.937	39.468	1:24.828	2:00:22.929
11	2:57.244	B	44.693	40.144	1:32.407	229.9	53:25.349	36	2:02.355	41.977	38.426	41.952	263.2	22:21.607	37	2:01.824	40.701	38.427	42.696	262.6	26:24.357	38	10:27.595	B	40.972	38.821	9:07.802	262.0	36:51.952											
12	4:55.337	3:33.636	38.632	43.069	139.6	58:20.686	38	2:02.926	40.828	38.032	42.066	263.2	24:22.533	39	2:42.064	1:15.568	42.046	44.450	79.7	39:34.016	40	2:31.325	B	40.657	38.649	1:12.019	262.6	42:05.341												
13	2:00.637	41.132	37.753	41.752	257.0	1:00:21.323	41	8:01.118	6:38.828	39.708	42.582	163.7	50:06.459	42	2:06.119	41.220	40.720	44.179	261.3	52:12.578	43	2:02.628	41.118	39.026	42.484	263.2	54:15.206	44	2:04.273	41.252	40.564	42.457	261.3	56:19.479						
14	2:02.569	40.925	39.137	42.507	256.4	1:02:23.892	45	2:03.007	41.195	39.480	42.332	263.2	58:22.486	46	2:03.207	41.349	39.882	41.976	263.2	1:00:25.693	47	2:02.254	41.184	39.351	41.719	263.9	1:02:27.947	48	27:40.921	B	41.509	39.608	...	263.2	1:30:08.868					
15	2:01.514	41.039	38.248	42.227	258.9	1:04:25.406	48	2:00.954	40.860	38.726	41.368	263.9	1:36:54.278	49	2:01.274	1:02.916	50.543	47.815	123.4	1:32:50.142	50	2:03.182	42.255	39.266	41.661	261.3	1:34:53.324	51	2:00.954	40.860	38.726	41.368	263.9	1:36:54.278						
16	2:01.437	41.308	38.043	42.086	257.6	1:06:26.843	52	2:01.101	40.707	38.929	41.465	265.2	1:38:55.379	53	2:00.465	40.330	39.242	40.893	263.2	1:40:55.844	54	2:00.953	40.959	38.602	41.392	263.2	1:42:56.797	55	2:00.901	40.021	38.511	42.369	263.9	1:44:57.698						
17	2:21.443	B	42.418	256.4	1:08:48.286	56	1:58.949	40.233	37.710	41.006	264.5	1:46:56.647	57	8:59.441	B	40.156	37.909	7:41.376	263.9	1:55:56.088	58	2:00.953	40.959	38.602	41.392	263.2	1:42:56.797	59	2:00.901	40.021	38.511	42.369	263.9	1:44:57.698						
18	8:39.713	7:22.353	36.734	40.626	169.1	1:17:27.999	60	2:15.058	55.738	38.181	41.139	167.0	1:58:11.146	61	2:02.254	41.184	39.351	41.719	263.9	1:02:27.947	62	2:02.628	41.118	39.026	42.484	263.2	54:15.206	63	2:00.953	40.959	38.602	41.392	263.2	1:42:56.797						
19	1:55.440	39.559	35.833	40.048	258.9	1:19:23.439	64	2:00.953	40.959	38.602	41.392	263.2	1:42:56.797	65	1:58.949	40.233	37.710	41.006	264.5	1:46:56.647	66	2:02.254	41.184	39.351	41.719	263.9	1:02:27.947	67	8:59.441	B	40.156	37.909	7:41.376	263.9	1:55:56.088					
20	26:14.371	B	39.161	45.943	...	260.1	1:45:37.810	68	2:00.953	40.959	38.602	41.392	263.2	1:42:56.797	69	2:00.901	40.021	38.511	42.369	263.9	1:44:57.698	70	2:02.254	41.184	39.351	41.719	263.9	1:02:27.947	71	8:59.441	B	40.156	37.909	7:41.376	263.9	1:55:56.088				
21	2:37.558	1:07.814	45.884	43.860	103.8	1:48:15.368	72	2:00.953	40.959	38.602	41.392	263.2	1:42:56.797	73	2:00.901	40.021	38.511	42.369	263.9	1:44:57.698	74	2:02.254	41.184	39.351	41.719	263.9	1:02:27.947	75	8:59.441	B	40.156	37.909	7:41.376	263.9	1:55:56.088					
22	6:59.851	B	44.231	255.8	1:55:15.219	76	2:00.953	40.959	38.602	41.392	263.2	1:42:56.797	77	2:00.901	40.021	38.511	42.369	263.9	1:44:57.698	78	2:02.254	41.184	39.351	41.719	263.9	1:02:27.947	79	8:59.441	B	40.156	37.909	7:41.376	263.9	1:55:56.088						
23	2:21.247	56.289	41.326	43.632	150.8	1:57:36.466	80	2:00.953	40.959	38.602	41.392	263.2	1:42:56.797	81	2:00.901	40.021	38.511	42.369	263.9	1:44:57.698	82	2:02.254	41.184	39.351	41.719	263.9	1:02:27.947	83	8:59.441	B	40.156	37.909	7:41.376	263.9	1:55:56.088					
24	2:44.703	B	41.580	39.023	1:24.100	260.7	2:00:21.169	84	2:00.953	40.959	38.602	41.392	263.2	1:42:56.797	85	2:00.901	40.021	38.511	42.369	263.9	1:44:57.698	86	2:02.254	41.184	39.351	41.719	263.9	1:02:27.947	87	8:59.441	B	40.156	37.909	7:41.376	263.9	1:55:56.088				



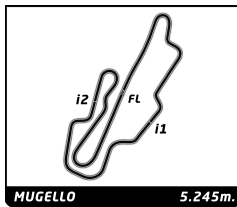
FERRARI CHALLENGE

MUGELLO

TEST NA APAC UK EU (S)

Sector Analysis

MUGELLO 5.245m																			
Lap	Time	Sector 1	Sector 2	Sector 3	T.Sp	Elapsed	Lap	Time	Sector 1	Sector 2	Sector 3	T.Sp	Elapsed						
11	3:15.400	1:56.416	38.213	40.771	119.3	50:13.393	8	2:12.562	53.953	37.137	41.472	159.9	41:14.590						
12	1:58.076	39.660	36.331	42.085	263.2	52:11.469	9	8:13.975 B	44.582			260.7	49:28.565						
13	1:56.324	39.509	36.767	40.048	261.3	54:07.793	10	2:09.175	50.063	36.623	42.489	170.1	51:37.740						
14	1:56.201	39.575	36.388	40.238	263.2	56:03.994	11	2:04.003	40.259	36.736	47.008	258.9	53:41.743						
15	11:54.419 B	39.718	37.454	...	264.5	1:07:58.413	12	1:57.829	40.136	36.973	40.720	257.6	55:39.572						
16	7:04.112	5:47.339	36.659	40.114	120.4	1:15:02.525	13	1:58.399	39.789	37.811	40.799	263.2	57:37.971						
17	1:55.570	39.233	36.270	40.067	261.3	1:16:58.095	14	1:57.737	40.286	36.873	40.578	263.2	59:35.708						
18	11:51.432 B	40.009	36.819	...	264.5	1:28:49.527	15	4:09.622 B	41.069	42.708	2:45.845	265.2	1:03:45.330						
19	2:18.000	57.611	38.647	41.742	112.8	1:31:07.527	16	2:08.760	50.568	37.574	40.618	179.7	1:05:54.090						
20	2:01.077	39.613	40.632	40.832	260.7	1:33:08.604	17	8:40.361 B	40.458	43.924	7:15.979	262.0	1:14:34.451						
21	1:56.092	39.327	36.100	40.665	261.3	1:35:04.696	18	2:12.949	53.359	38.009	41.581	126.3	1:16:47.400						
22	1:54.631	38.851	35.525	40.255	260.7	1:36:59.327	19	2:02.769	41.002	39.646	42.121	261.3	1:18:50.169						
23	9:40.021 B	39.345	35.681	8:24.995	263.2	1:46:39.348	20	10:55.961 B	40.710	40.594	9:34.657	261.3	1:29:46.130						
24	8:34.045 B	53.184	35.919	7:04.942	140.1	1:55:13.393	21	2:34.327	1:05.014	45.034	44.279	111.6	1:32:20.457						
25	2:14.262	56.470	37.421	40.371	154.2	1:57:27.655	22	1:57.968	40.395	36.626	40.947	260.7	1:34:18.425						
26	1:54.815	38.788	35.971	40.056	263.9	1:59:22.470	23	1:55.853	39.766	36.103	39.984	260.7	1:36:14.278						
341 Jeffrey NUNBERG USA							372 Benoit BERGERON CAN												
Ferrari of Central New Jersey 488 Challenge EVO							Ferrari Quebec 488 Challenge EVO												
1	3:35.778	1:54.118	51.226	50.434	114.3	3:35.778	1	2:43.928	1:14.791	44.320	44.817	118.8	2:43.928						
2	2:20.682	48.213	45.069	47.400	251.1	5:56.460	2	2:01.536	41.466	38.701	41.369	257.0	4:45.464						
3	2:20.336	46.848	45.682	47.806	252.8	8:16.796	3	2:04.845	44.554	39.147	41.144	257.0	6:50.309						
4	2:20.116	47.734	44.997	47.385	250.5	10:36.912	4	1:59.003	41.071	36.936	40.996	258.9	8:49.312						
5	7:26.298 B	52.241			251.7	18:03.210	5	1:58.973	40.565	36.767	41.641	258.2	10:48.285						
6	2:27.248	58.067	42.643	46.538	144.2	20:30.458	6	7:26.286 B	54.497			165.5	18:14.571						
7	2:15.441	45.333	43.266	46.842	255.8	22:45.899	7	2:25.022	53.723	39.271	52.028	167.3	20:39.593						
8	2:14.106	45.327	42.770	46.009	257.0	25:00.005	8	2:04.629	40.302	39.579	44.748	259.5	22:44.222						
9	2:15.238	46.499	42.068	46.671	222.8	27:15.243	9	2:00.324	40.682	38.270	41.372	257.6	24:44.546						
10	9:33.669 B	44.493			257.0	36:48.912	10	1:57.333	39.867	36.836	40.630	258.9	26:41.879						
11	2:45.002	1:17.601	42.223	45.178	76.0	39:33.914	11	10:32.965 B	40.205	37.085	9:15.675	258.9	37:14.844						
12	8:49.790 B	44.048	42.950	7:22.792	252.3	48:23.704	12	2:46.023	1:03.613	53.348	49.062	125.7	40:00.867						
13	2:23.254	56.065	41.141	46.048	158.0	50:46.958	13	8:16.217 B	40.394	37.088	6:58.735	259.5	48:17.084						
14	2:14.880	43.920	44.117	46.843	255.8	53:01.838	14	2:11.101	53.107	37.165	40.829	169.1	50:28.185						
15	2:11.078	44.370	41.847	44.861	240.5	55:12.916	15	6:25.378 B	39.130	41.317	5:04.931	260.7	56:53.563						
16	2:07.292	42.724	40.344	44.224	252.8	57:20.208	376 Lance CAWLEY USA												
17	2:09.369	43.383	41.125	44.861	257.6	59:29.577	Ferrari of Atlanta 488 Challenge EVO												
18	2:18.185	45.774	45.457	46.954	256.4	1:01:47.762	1	2:52.849	1:27.173	42.765	42.911	143.1	2:52.849						
19	26:56.718 B	44.065	44.173	...	255.8	1:28:44.480	2	1:55.189	39.424	36.219	39.546	261.3	4:48.038						
20	2:27.315	58.210	43.136	45.969	161.3	1:31:11.795	3	1:57.557	42.038	35.944	39.575	263.9	6:45.595						
21	2:12.070	44.563	42.845	44.662	255.2	1:33:23.865	4	1:52.200	38.241	34.880	39.079	263.2	8:37.795						
22	2:10.839	44.066	41.529	45.244	252.8	1:35:34.704	5	12:22.076 B	38.553			262.0	20:59.871						
23	2:12.658	43.380	43.387	45.891	253.4	1:37:47.362	6	2:04.442	48.225	36.514	39.703	174.5	23:04.313						
24	2:12.814	44.848	43.390	44.576	255.8	1:40:00.176	7	13:32.844 B	38.830	36.170	...	263.9	36:37.157						
25	2:10.304	43.728	42.117	44.459	253.4	1:42:10.480	8	2:12.355	52.673	38.471	41.211	149.1	38:49.512						
26	2:06.632	43.063	39.886	43.683	253.4	1:44:17.112	9	2:01.891	39.283	39.225	43.383	267.1	40:51.403						
27	2:06.919	42.642	40.817	43.460	255.2	1:46:24.031	10	8:07.714 B	42.993			265.8	48:59.117						
28	9:30.028 B	42.414	40.085	8:07.529	257.0	1:55:54.059	11	2:23.747	59.946	40.622	43.179	125.5	51:22.864						
369 Todd COLEMAN USA							12							2:03.159	41.069	39.214	42.876	261.3	53:26.023
Ferrari of Denver 488 Challenge EVO							13							2:03.806	42.237	38.761	42.808	263.2	55:29.829
1	7:05.663	5:33.486	47.068	45.109	137.6	7:05.663	14	2:02.036	41.270	38.524	42.242	263.2	57:31.865						
2	2:01.292	42.462	36.978	41.852	257.0	9:06.955	15	2:02.631	40.952	38.427	43.252	262.0	59:34.496						
3	9:41.113 B	42.166	44.891	8:14.056	259.5	18:48.068													
4	2:11.131	53.096	36.818	41.217	173.1	20:59.199													
5	1:57.991	41.296	36.554	40.141	260.1	22:57.190													
6	4:33.104 B	39.987			259.5	27:30.294													
7	11:31.734 B	59.427			132.3	39:02.028													



FERRARI CHALLENGE
MUGELLO
 TEST NA APAC UK EU (S)

Sector Analysis

— Invalidated Lap ■ Personal Best ■ Session Best B Crossing the pit lane

Lap	Time	Sector 1	Sector 2	Sector 3	T.Spd	Elapsed	Lap	Time	Sector 1	Sector 2	Sector 3	T.Spd	Elapsed
16	2:06.755	42.023	41.653	43.079	262.0	1:01:41.251	4	7:48.134 B	41.134	44.847	6:22.153	254.0	17:45.000
17	2:03.173	41.177	39.242	42.754	260.1	1:03:44.424	5	2:47.943	1:17.330	41.963	48.650	149.3	20:32.943
18	10:48.389 B	43.048			260.1	1:14:32.813	6	2:09.694	43.291	42.829	43.574	254.6	22:42.637
19	2:26.774	59.426	42.128	45.220	122.4	1:16:59.587	7	2:03.397	40.865	40.042	42.490	254.0	24:46.034
20	2:01.833	41.387	38.301	42.145	263.2	1:19:01.420	8	2:00.088	40.635	37.745	41.708	255.2	26:46.122
21	10:56.546 B	40.809	38.574	9:37.163	261.3	1:29:57.966	9	4:14.317 B	40.340	37.116	2:56.861	255.2	31:00.439
22	2:43.719	1:07.049	47.434	49.236	113.4	1:32:41.685	10	8:44.942	7:17.962	40.469	46.511	165.5	39:45.381
23	2:09.479	45.935	40.298	43.246	259.5	1:34:51.164	11	8:17.081 B	40.323	36.840	6:59.918	258.2	48:02.462
24	2:01.190	41.210	38.348	41.632	260.7	1:36:52.354	12	2:15.588	56.575	37.672	41.341	132.7	50:18.050
25	1:59.592	40.937	37.014	41.641	262.6	1:38:51.946	13	1:57.612	39.818	36.544	41.250	260.1	52:15.662
26	1:59.433	40.986	37.375	41.072	260.7	1:40:51.379	14	1:59.963	40.438	36.964	42.561	260.1	54:15.625
27	1:58.741	40.399	37.338	41.004	263.9	1:42:50.120	15	2:09.113	43.954	43.797	41.362	262.0	56:24.738
28	6:08.120 B	42.408			262.6	1:48:58.240	16	1:59.403	40.858	37.030	41.515	260.1	58:24.141
29	8:12.935	6:56.886	36.391	39.658	151.8	1:57:11.175	17	5:50.859 B	41.426	39.286	4:30.147	258.9	1:04:15.000
30	1:52.913	38.824	35.052	39.037	261.3	1:59:04.088	18	3:49.399 B	1:16.177	42.888	1:50.334	131.0	1:08:04.399
31	1:47.043 B	42.605			262.6	2:00:51.131	19	7:09.263	5:44.625	42.024	42.614	123.8	1:15:13.662

387 **Jeremy CLARKE** USA
 Ferrari of Beverly Hills 488 Challenge EVO

1	2:47.082	1:17.490	44.173	45.419	111.1	2:47.082
2	2:06.747	44.069	40.685	41.993	254.6	4:53.829
3	2:01.049	40.734	39.164	41.151	258.9	6:54.878
4	11:47.326 B	39.941	38.128	...	260.1	18:42.204
5	2:31.613	1:01.892	42.738	46.983	121.2	21:13.817
6	1:56.971	39.777	36.201	40.993	259.5	23:10.788
7	2:01.344	42.361	39.219	39.764	247.7	25:12.132
8	2:01.692	39.329	40.169	42.194	261.3	27:13.824
9	10:29.904 B	38.777	37.001	9:14.126	261.3	37:43.728
10	2:23.489	56.296	38.569	48.624	156.2	40:07.217
11	10:51.418 B	39.330	36.350	9:35.738	258.9	50:58.635
12	2:10.928	50.572	36.936	43.420	167.3	53:09.563
13	1:57.405	39.342	37.760	40.303	260.7	55:06.968
14	1:56.808	39.466	36.820	40.522	259.5	57:03.776
15	2:00.087	39.526	38.468	42.093	261.3	59:03.863
16	1:55.815	39.276	36.280	40.259	258.9	1:00:59.678
17	1:55.165	39.189	36.045	39.931	260.1	1:02:54.843
18	1:54.631	39.043	35.741	39.847	258.9	1:04:49.474
19	14:52.064 B	39.973	36.040	...	260.1	1:19:41.538
20	9:32.377 B	51.852			165.5	1:29:13.915
21	2:21.203	58.259	40.851	42.093	111.1	1:31:35.118
22	2:03.783	40.045	41.724	42.014	259.5	1:33:38.901
23	1:56.912	40.309	36.495	40.108	258.9	1:35:35.813
24	1:55.536	39.424	36.195	39.917	260.7	1:37:31.349
25	1:54.979	39.128	36.189	39.662	260.7	1:39:26.328
26	1:55.648	39.104	36.537	40.007	259.5	1:41:21.976
27	1:56.737	39.033	36.012	41.692	260.7	1:43:18.713
28	1:56.517	39.170	36.199	41.148	261.3	1:45:15.230
29	1:55.211	39.219	35.988	40.004	260.1	1:47:10.441
30	8:15.272 B	39.148	36.132	6:59.992	262.6	1:55:25.713
31	2:18.474	56.130	41.130	41.214	142.7	1:57:44.187
32	2:41.188 B	39.669	36.697	1:24.822	266.5	2:00:25.375

513 **Kirk BAERWALDT** SGP
 Blackbird Concessionaires 488 Challenge EVO

1	5:43.363	4:07.886	47.456	48.021	150.6	5:43.363
2	2:09.473	43.360	42.486	43.627	251.1	7:52.836
3	2:04.030	42.215	39.597	42.218	255.8	9:56.866

20	1:58.676	40.882	37.059	40.735	258.2	1:17:12.338
21	1:59.632	40.256	37.933	41.443	260.7	1:19:11.970
22	3:09.006 B	40.241	47.476	1:41.289	259.5	1:22:20.976
23	10:07.766 B	7:13.209	40.358	2:14.199	168.0	1:32:28.742
24	2:22.917	58.953	41.975	41.989	172.0	1:34:51.659
25	2:00.991	40.897	38.847	41.247	260.7	1:36:52.650
26	5:37.350 B	41.170	39.793	4:16.387	258.9	1:42:30.000
27	2:18.873	1:02.723	36.199	39.951	172.8	1:44:48.873
28	1:53.651	38.766	35.092	39.793	260.1	1:46:42.524
29	2:43.635 B	38.715	36.356	1:28.564	262.0	1:49:26.159
30	7:52.565	6:31.359	38.992	42.214	144.2	1:57:18.724
31	1:57.048	39.983	36.206	40.859	259.5	1:59:15.772

525 **Jae Sung PARK** KOR
 Forza Motor Korea 488 Challenge EVO

1	3:46.749	2:12.448	43.054	51.247	94.4	3:46.749
2	2:30.549	45.598	48.020	56.931	226.0	6:17.298
3	2:02.777	41.269	38.816	42.692	255.2	8:20.075
4	27:39.925 B	46.772			222.3	36:00.000
5	3:43.768	2:10.341	43.398	50.029	131.6	39:43.768
6	8:16.987 B	40.566	37.610	6:58.811	257.6	48:00.755
7	2:15.946	54.621	39.575	41.750	153.1	50:16.701
8	1:58.543	39.970	37.178	41.395	258.9	52:15.244
9	2:04.445	43.134	37.354	43.957	161.3	54:19.689
10	2:00.974	40.542	37.786	42.646	260.7	56:20.663
11	2:11.189	50.128	38.204	42.857	189.7	58:31.852
12	1:59.407	40.256	37.407	41.744	260.7	1:00:31.259
13	1:58.564	40.405	36.995	41.164	259.5	1:02:29.823
14	2:02.362	41.134	38.607	42.621	259.5	1:04:32.185
15	24:12.815 B	40.409	37.409	...	257.0	1:28:45.000
16	2:32.867	1:10.357	41.417	41.093	106.2	1:31:17.867
17	2:10.072	40.624	41.053	48.395	258.9	1:33:27.939
18	2:19.165	40.320	46.138	52.707	257.6	1:35:47.104
19	3:20.896 B	40.164	36.931	2:03.801	258.9	1:39:08.000
20	3:20.015	1:33.155	55.664	51.196	127.9	1:42:28.015
21	2:05.796	43.980	39.986	41.830	231.3	1:44:33.811
22	1:55.231	39.440	35.919	39.872	257.0	1:46:29.042