

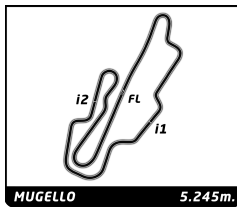
FERRARI CHALLENGE

MUGELLO

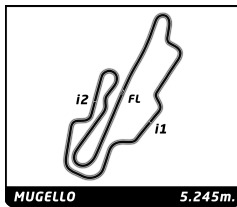
TEST EU (P PAM SAM)

Sector Analysis

_ Invalidated Lap							■ Personal Best		■ Session Best		■ Crossing the pit lane		
Lap	Time	Sector 1	Sector 2	Sector 3	T.Spd	Elapsed	Lap	Time	Sector 1	Sector 2	Sector 3	T.Spd	Elapsed
19	1:57.105	39.645	37.861	39.599	265.2	58:13.257	12	1:59.285	40.590	37.603	41.092	257.6	1:26:08.667
20	21:04.648B	38.099	36.579	...	265.2	1:19:17.905	13	1:54.844	38.950	36.010	39.884	258.9	1:28:03.511
21	3:09.142B	50.170			168.0	1:22:27.047	14	1:55.173	39.076	36.000	40.097	260.1	1:29:58.684
22	2:12.520	56.589	35.928	40.003	171.8	1:24:39.567	15	6:12.960B	39.333	36.691	4:56.936	258.9	1:36:11.644
23	1:52.784	38.313	35.152	39.319	263.2	1:26:32.351	16	2:09.147	52.014	36.611	40.522	169.1	1:38:20.791
24	1:53.558	38.399	35.790	39.369	265.8	1:28:25.909	17	1:54.857	39.153	35.883	39.821	258.9	1:40:15.648
25	1:52.298	38.519	34.799	38.980	263.2	1:30:18.207	18	5:55.810B	39.253	36.431	4:40.126	258.9	1:46:11.458
26	2:00.134	38.698	39.926	41.510	263.9	1:32:18.341	19	2:22.316	57.654	40.783	43.879	145.3	1:48:33.774
27	10:07.336B	38.294	36.204	8:52.838	262.0	1:42:25.677	20	1:58.241	40.098	37.258	40.885	257.0	1:50:32.015
28	2:11.350	55.032	36.986	39.332	148.5	1:44:37.027	21	1:53.485	38.793	35.358	39.334	258.2	1:52:25.500
29	2:08.235	37.595	43.083	47.557	262.6	1:46:45.262	22	1:53.682	38.758	35.253	39.671	258.9	1:54:19.182
30	10:27.527B	37.802	36.560	9:13.165	262.6	1:57:12.789	23	1:58.720	40.129	37.601	40.990	257.0	1:56:17.902
7 Luca LUDWIG DEU							9 Oliver PLASSMANN DEU						
Octane 126 488 Challenge EVO							Ulrich Frankfurt 488 Challenge EVO						
1	59:08.481B	3:09.608	53.950	...	88.7	59:08.481	1	5:05.154	3:09.109	1:00.681	55.364	90.1	5:05.154
2	2:25.087	57.557	42.373	45.157	127.3	1:01:33.568	2	2:18.671	46.998	45.332	46.341	254.6	7:23.825
3	1:53.642	38.826	35.126	39.690	262.6	1:03:27.210	3	2:09.410	43.589	41.586	44.235	260.1	9:33.235
4	1:55.386	39.690	36.078	39.618	267.8	1:05:22.596	4	2:04.976	42.402	39.685	42.889	260.7	11:38.211
5	6:28.840B	38.735			263.2	1:11:51.436	5	3:18.712B	42.014			260.1	14:56.923
6	2:23.759	1:01.417	39.387	42.955	107.3	1:14:15.195	6	2:24.206	1:00.450	40.812	42.944	103.2	17:21.129
7	2:02.716	41.613	38.061	43.042	258.2	1:16:17.911	7	1:59.917	40.706	37.477	41.734	259.5	19:21.046
8	1:51.224	37.889	34.303	39.032	260.7	1:18:09.135	8	2:00.081	40.465	37.766	41.850	258.9	21:21.127
9	2:02.140	43.927	38.516	39.697	264.5	1:20:11.275	9	2:00.692	40.280	37.618	42.794	259.5	23:21.819
10	1:51.677	38.030	34.515	39.132	262.0	1:22:02.952	10	5:05.253B	41.762			260.7	28:27.072
11	4:14.994B	41.268			264.5	1:26:17.946	11	2:24.398	1:01.214	39.758	43.426	133.1	30:51.470
12	4:12.494B	48.584	37.121	2:46.789	175.9	1:30:30.440	12	1:59.465	40.204	37.696	41.565	260.1	32:50.935
13	2:08.016	50.180	37.804	40.032	173.7	1:32:38.456	13	1:58.491	39.931	37.182	41.378	261.3	34:49.426
14	1:52.848	38.620	34.844	39.384	258.2	1:34:31.304	14	1:59.186	39.835	37.552	41.799	260.7	36:48.612
15	1:52.708	38.331	34.971	39.406	258.9	1:36:24.012	15	2:02.653	40.811	38.773	43.069	260.1	38:51.265
16	1:52.806	38.448	35.016	39.342	259.5	1:38:16.818	16	8:42.869B	40.835			259.5	47:34.134
17	1:54.791	38.357	36.839	39.595	261.3	1:40:11.609	17	2:24.645	1:02.332	39.234	43.079	110.0	49:58.779
18	1:54.084	38.737	35.712	39.635	263.2	1:42:05.693	18	1:59.869	39.866	38.072	41.931	260.1	51:58.648
19	1:53.974	38.407	35.142	40.425	262.0	1:43:59.667	19	2:01.613	40.212	37.440	43.961	259.5	54:00.261
20	1:55.867	39.551	36.601	39.715	260.1	1:45:55.534	20	1:57.473	39.497	36.782	41.194	260.1	55:57.734
21	1:53.381	38.635	35.156	39.590	261.3	1:47:48.915	21	22:17.607B	41.385			260.1	1:18:15.341
22	1:53.379	38.458	35.116	39.805	260.7	1:49:42.294	22	2:36.932	1:00.804	48.687	47.441	130.5	1:20:52.273
23	1:52.969	38.392	34.948	39.629	262.6	1:51:35.263	23	2:00.987	40.354	38.646	41.987	257.0	1:22:53.260
24	1:53.230	38.493	35.250	39.487	263.2	1:53:28.493	24	5:24.952B	40.064	39.182	4:05.706	257.0	1:28:18.212
25	1:53.476	38.351	35.396	39.729	261.3	1:55:21.969	25	3:04.237	1:17.828	55.654	50.755	72.0	1:31:22.449
26	1:53.279	38.689	35.011	39.579	260.1	1:57:15.248	26	2:01.306	41.121	38.852	41.333	255.8	1:33:23.755
27	1:53.452	38.636	35.269	39.547	260.7	1:59:08.700	27	1:56.359	39.519	36.493	40.347	255.8	1:35:20.114
28	1:53.561	38.562	35.057	39.942	262.0	2:01:02.261	28	3:25.802B	39.585	36.675	2:09.542	257.0	1:38:45.916
8 Nicolò ROSI CHE							13 Arno DAHLMAYER DEU						
Kessel Racing 488 Challenge EVO							Scuderia Niki - Iron Lynx 488 Challenge EVO						
1	55:07.310	...	49.153	50.705	116.7	55:07.310	1	1:56.336	39.329	36.520	40.487	257.6	1:44:51.820
2	2:01.184	41.843	37.776	41.565	258.2	57:08.494	2	1:57.060	39.535	36.501	41.024	257.0	1:46:48.880
3	1:58.771	40.369	37.448	40.954	259.5	59:07.265	3	1:59.382	40.155	37.251	41.976	258.9	1:48:48.262
4	6:36.800B	42.549			259.5	1:05:44.065	4	1:59.612	40.116	37.639	41.857	258.2	1:50:47.874
5	2:18.023	56.983	39.051	41.989	140.1	1:08:02.088	5	1:58.949	39.888	37.720	41.341	257.6	1:52:46.823
6	1:58.928	40.356	37.508	41.064	258.2	1:10:01.016	6	1:59.425	40.159	37.855	41.411	257.6	1:54:46.248
7	1:58.611	40.108	37.474	41.029	260.1	1:11:59.627	7	2:00.179	39.842	38.915	41.422	257.0	1:56:46.427
8	1:57.668	39.637	36.876	41.155	258.2	1:13:57.295	8	2:07.948	39.842	42.074	46.032	258.2	1:58:54.375
9	1:59.345	39.876	37.319	42.150	257.6	1:15:56.640							
10	5:40.854B	40.171	38.939	4:21.744	258.9	1:21:37.494							
11	2:31.888	1:01.120	46.172	44.596	125.7	1:24:09.382							


FERRARI CHALLENGE
MUGELLO
TEST EU (P PAM SAM)
Sector Analysis

Lap Time Sector 1 Sector 2 Sector 3 T.Sp'd Elapsed							Lap Time Sector 1 Sector 2 Sector 3 T.Sp'd Elapsed						
26 John WARTIQUE BEL FML - D2P 488 Challenge EVO							39 Huilin HAN CHN Formula Racing 488 Challenge EVO						
1	13:30.358	...	48.323	47.629		13:30.358	1	5:10.783 B	1:21.560	57.159	2:52.064	100.6	5:10.783
2	2:12.359	47.755	41.462	43.142		15:42.717	2	3:13.699	1:30.107	49.804	53.788	117.8	8:24.482
3	1:57.912	40.694	36.808	40.410		17:40.629	3	2:29.523	51.195	47.216	51.112	202.1	10:54.005
4	1:56.049	39.479	36.326	40.244	263.2	19:36.678	4	2:31.495	50.085	49.522	51.888	183.3	13:25.500
5	6:16.996 B	43.928	42.083	4:50.985	158.9	25:53.674	5	2:29.106	46.883	47.680	54.543	225.1	15:54.606
6	2:10.639	52.095	37.463	41.081	158.9	28:04.313	6	15:28.490 B	52.088	53.890	...	155.1	31:23.096
7	2:02.792	39.766	38.204	44.822		30:07.105	7	3:13.635	1:24.653	53.907	55.075	106.0	34:36.731
8	2:21.466	39.579	47.485	54.402		32:28.571	8	2:16.972	46.202	43.625	47.145	224.6	36:53.703
9	7:30.265 B	39.352	38.185	6:12.728	265.2	39:58.836	9	2:15.260	45.265	41.463	48.532	257.6	39:08.963
10	2:21.570	1:00.910	39.340	41.320	118.3	42:20.406	10	2:05.872	41.937	39.121	44.814	265.2	41:14.835
11	1:54.686	38.890	36.090	39.706		44:15.092	11	2:03.764	41.597	38.777	43.390	263.9	43:18.599
12	1:58.087	39.413	38.165	40.509		46:13.179	12	10:47.061 B	46.506	44.340	9:16.215	263.9	54:05.660
13	1:56.148	39.329	36.536	40.283		48:09.327	13	2:22.384	56.663	41.959	43.762	165.2	56:28.044
14	1:55.126	39.284	36.130	39.712		50:04.453	14	2:05.961	43.136	39.465	43.360	262.6	58:34.005
15	10:50.290 B	41.409			267.1	1:00:54.743	15	2:03.393	41.559	38.797	43.037	263.2	1:00:37.398
16	2:31.500	1:01.644	42.907	46.949		1:03:26.243	16	2:02.838	41.582	38.616	42.640	265.2	1:02:40.236
17	2:08.332	39.532	39.154	49.646		1:05:34.575	17	4:27.739 B	42.730	43.447	3:01.562	262.0	1:07:07.975
18	1:53.277	38.419	35.552	39.306		1:07:27.852	18	2:48.020	1:10.840	49.445	47.735	124.1	1:09:55.995
19	4:53.662 B	38.190	35.488	3:39.984		1:12:21.514	19	2:07.478	41.841	43.599	42.038	262.6	1:12:03.473
20	2:26.275	52.470	47.195	46.610	155.3	1:14:47.789	20	1:59.623	40.359	37.995	41.269	263.9	1:14:03.096
21	1:53.074	38.503	35.418	39.153		1:16:40.863	21	1:58.328	40.104	37.592	40.632	265.2	1:16:01.424
22	17:54.919 B	39.725				1:34:35.782	22	1:58.153	39.923	37.448	40.782	263.9	1:17:59.577
23	2:54.950	1:13.440	57.145	44.365		1:37:30.732	23	1:59.481	40.021	38.036	41.424	263.2	1:19:59.058
24	1:58.457	39.591	38.089	40.777		1:39:29.189	24	2:02.833	42.320	38.879	41.634	264.5	1:22:01.891
25	1:52.075	38.142	35.156	38.777		1:41:21.264	25	2:00.422	40.216	38.693	41.513	264.5	1:24:02.313
26	6:12.665 B	45.091	47.182	4:40.392		1:47:33.929	26	2:39.698 B	41.917	40.467	1:17.314	262.6	1:26:42.011
27 Marco PULCINI ITA Rossocorsa - Pellin Racing 488 Challenge EVO							63 Sergio PAULET ESP Santogal Madrid - MST Team 488 Challenge EVO						
1	4:27.803	2:51.846	50.028	45.929	105.9	4:27.803	1	4:13.499	2:13.355	53.931	1:06.213	93.6	4:13.499
2	2:06.187	43.094	40.436	42.657	251.7	6:33.990	2	2:59.131	1:04.376	56.460	58.295	154.0	7:12.630
3	1:58.303	40.442	36.440	41.421	260.1	8:32.293	3	2:40.543	1:02.619	46.458	51.466	177.1	9:53.173
4	1:55.837	39.700	35.700	40.437	260.7	10:28.130	4	2:15.080	48.362	42.940	43.778	197.0	12:08.253
5	5:22.003 B	39.161			262.6	15:50.133	5	2:08.059	44.203	40.353	43.503	265.8	14:16.312
6	2:27.571	1:01.119	42.288	44.164	127.9	18:17.704	6	2:04.508	42.348	39.343	42.817	266.5	16:20.820
7	1:58.944	40.505	37.420	41.019	260.7	20:16.648	7	19:06.294 B	42.350	43.870	...	265.8	35:27.114
8	1:57.545	39.806	36.826	40.913	262.6	22:14.193	8	2:17.026	55.394	40.058	41.574	141.9	37:44.140
9	2:12.586	41.136	38.049	53.401	263.9	24:26.779	9	1:58.040	40.404	37.066	40.570	266.5	39:42.180
10	1:58.278	40.531	36.653	41.094	261.3	26:25.057	10	1:56.551	39.674	36.636	40.241	264.5	41:38.731
11	1:57.148	39.933	36.504	40.711	262.0	28:22.205	11	16:10.649 B	2:01.594	50.461	...	264.5	57:49.380
12	1:58.588	39.889	36.164	42.535	262.6	30:20.793	12	2:14.114	54.470	38.158	41.486	157.3	1:00:03.494
13	1:56.385	39.488	36.102	40.795	262.0	32:17.178	13	1:57.929	40.175	37.102	40.652	265.8	1:02:01.423
14	11:46.498 B	39.608	37.416	...	263.2	44:03.676							
15	2:20.836	1:02.237	37.964	40.635	103.1	46:24.512							
16	1:57.080	39.797	36.619	40.664	262.0	48:21.592							
17	1:57.129	39.957	36.678	40.494	263.2	50:18.721							
18	2:12.997	46.066	40.712	46.219	263.2	52:31.718							
19	1:56.683	39.720	36.521	40.442	262.0	54:28.401							
20	1:56.469	39.611	36.442	40.416	263.2	56:24.870							
21	1:56.388	39.825	36.221	40.342	263.2	58:21.258							
22	15:01.441 B	48.604			263.2	1:13:22.699							
23	5:26.186 B	57.433			144.6	1:18:48.885							
24	2:46.391	1:09.947	48.393	48.051	100.5	1:21:35.276							
25	4:22.383 B	40.613	36.432	3:05.338	258.2	1:25:57.659							



FERRARI CHALLENGE MUGELLO TEST EU (P PAM SAM)

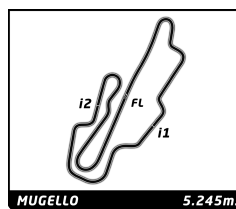
Sector Analysis

_ Invalidated Lap							■ Personal Best		■ Session Best		■ Crossing the pit lane		
Lap	Time	Sector 1	Sector 2	Sector 3	T.Spd	Elapsed	Lap	Time	Sector 1	Sector 2	Sector 3	T.Spd	Elapsed
14	1:56.301	39.717	36.312	40.272	265.2	1:03:57.724	5	2:03.169	41.874	39.676	41.619		37:49.888
15	1:56.721	39.887	36.224	40.610	265.2	1:05:54.445	6	2:00.967	41.183	38.292	41.492		39:50.855
16	1:56.151	39.905	35.997	40.249	263.2	1:07:50.596	7	2:00.752	40.627	38.460	41.665		41:51.607
17	1:58.629	40.383	37.238	41.008	264.5	1:09:49.225	8	2:01.681	41.605	38.494	41.582		43:53.288
18	11:51.626 B	40.320	39.776	...	264.5	1:21:40.851	9	1:58.787	40.441	37.462	40.884		45:52.075
19	2:11.834	53.328	37.593	40.913	158.0	1:23:52.685	10	1:57.770	40.156	36.866	40.748		47:49.845
20	2:00.007	40.263	38.310	41.434	263.2	1:25:52.692	11	1:57.870	39.969	36.978	40.923		49:47.715
21	1:57.286	40.202	36.497	40.587	262.6	1:27:49.978	12	6:51.502 B	43.051				56:39.217
22	12:55.443 B	40.243	36.794	...	263.2	1:40:45.421	13	2:36.220	1:04.344	45.179	46.697		59:15.437
23	2:45.173	1:09.111	47.455	48.607	109.4	1:43:30.594	14	1:57.996	40.189	37.286	40.521		1:01:13.433
24	1:54.332	39.658	35.361	39.313	262.0	1:45:24.926	15	1:58.882	41.021	37.133	40.728	262.0	1:03:12.315
25	1:53.497	38.558	35.920	39.019	263.9	1:47:18.423	16	1:59.657	40.124	38.076	41.457		1:05:11.972
26	7:09.857 B	38.546	35.414	5:55.897	263.9	1:54:28.280	17	1:57.052	39.673	37.121	40.258		1:07:09.024
27	2:15.986	57.013	38.520	40.453	122.3	1:56:44.266	18	1:57.041	39.435	36.838	40.768		1:09:06.065
28	1:54.741	39.001	35.903	39.837	264.5	1:58:39.007	19	1:56.114	39.194	36.487	40.433		1:11:02.179
29	1:55.027	38.897	36.583	39.547	264.5	2:00:34.034	20	7:43.894 B	45.369			267.1	1:18:46.073
66 Luka NURMI FIN							77 Roger GROUWELS NLD						
Formula Racing 488 Challenge EVO							Kroymans - Race Art 488 Challenge EVO						
1	3:08.330	1:32.403	48.741	47.186	80.9	3:08.330	1	38:36.400 B	...			95.9	38:36.400
2	2:09.611	45.463	40.887	43.261	234.3	5:17.941	2	2:29.320	1:00.378	42.776	46.166	116.0	41:05.720
3	2:04.387	43.121	38.681	42.585	260.7	7:22.328	3	2:02.417	41.705	39.168	41.544	234.8	43:08.137
4	2:02.038	42.167	38.499	41.372	258.9	9:24.366	4	1:59.695	39.774	38.619	41.302	262.6	45:07.832
5	1:59.630	40.781	37.905	40.944	260.1	11:23.996	5	1:56.916	39.220	37.000	40.696	262.6	47:04.748
6	1:58.756	40.301	37.305	41.150	259.5	13:22.752	6	1:57.427	39.208	37.029	41.190	263.2	49:02.175
7	1:57.115	39.837	36.444	40.834	259.5	15:19.867	7	8:14.048 B	41.136			264.5	57:16.223
8	1:56.695	39.524	36.516	40.655	260.7	17:16.562	8	2:12.666	54.001	37.549	41.116	144.6	59:28.889
9	2:21.943 B	39.641	36.387	1:05.915	261.3	19:38.505	9	1:58.677	39.465	38.219	40.993	263.2	1:01:27.566
10	13:03.910	...	36.560	40.962	150.0	32:42.415	10	1:59.477	39.698	37.593	42.186	263.9	1:03:27.043
11	1:55.859	39.477	36.195	40.187	267.1	34:38.274	11	2:00.153	40.646	37.677	41.830	265.8	1:05:27.196
12	1:57.470	39.629	37.077	40.764	267.1	36:35.744	12	2:00.468	40.067	38.685	41.716	261.3	1:07:27.664
13	1:55.842	39.253	36.485	40.104	265.8	38:31.586	13	5:40.349 B	40.530	38.643	4:21.176	261.3	1:13:08.013
14	1:55.659	39.173	36.325	40.161	266.5	40:27.245	14	2:15.186	55.357	38.330	41.499	137.1	1:15:23.199
15	1:54.762	38.866	35.739	40.157	265.2	42:22.007	15	6:11.338 B	40.322	37.708	4:53.308	260.7	1:21:34.537
16	18:30.558 B	40.852			266.5	1:00:52.565	16	2:12.630	53.930	37.739	40.961	154.4	1:23:47.167
17	2:25.311	1:02.365	40.424	42.522	145.9	1:03:17.876	17	1:57.543	39.655	37.279	40.609	262.0	1:25:44.710
18	2:03.560	38.154	34.863	50.543	265.2	1:05:21.436	18	1:56.663	39.524	36.575	40.564	262.6	1:27:41.373
19	1:53.200	37.977	36.092	39.131	265.2	1:07:14.636	19	1:57.227	39.761	36.941	40.525	261.3	1:29:38.600
20	1:53.894	38.220	36.289	39.385	268.4	1:09:08.530	20	5:39.592 B	39.479	36.724	4:23.389	262.0	1:35:18.192
21	5:39.448 B	39.010	37.272	4:23.166	265.8	1:14:47.978	21	2:32.021	1:03.827	43.573	44.621	116.4	1:37:50.213
22	7:12.422 B	1:01.327	39.212	5:31.883	148.1	1:22:00.400	22	2:00.580	41.416	38.433	40.731	259.5	1:39:50.793
23	2:22.818	51.951	41.089	49.778	178.8	1:24:23.218	23	1:56.168	39.935	35.977	40.256	261.3	1:41:46.961
24	1:53.900	38.466	36.023	39.411	266.5	1:26:17.118	24	1:54.467	38.891	35.705	39.871	262.0	1:43:41.428
25	1:52.568	38.329	35.265	38.974	268.4	1:28:09.686	25	1:55.980	38.965	36.271	40.744	263.2	1:45:37.408
26	1:57.438	38.152	37.640	41.646	269.1	1:30:07.124	26	3:26.608 B	41.086			260.7	1:49:04.016
27	1:53.390	38.337	35.012	40.041	267.1	1:32:00.514							
28	15:45.573 B	38.458			267.8	1:47:46.087							
29	2:21.720	56.670	43.451	41.599	144.4	1:50:07.807							
30	1:50.850	38.019	34.422	38.409	267.1	1:51:58.657							
31	1:50.712	37.683	34.398	38.631	267.1	1:53:49.369							
73 Roman ZIEMIAN POL													
FML - D2P 488 Challenge EVO													
1	5:38.631	4:03.882	47.626	47.123	101.6	5:38.631							
2	2:06.931	44.542	39.511	42.878		7:45.562							
3	25:31.537 B	41.814	37.635	...		33:17.099							
4	2:29.620	1:02.857	43.345	43.418	96.1	35:46.719							



Trofeo **PIRELLI**

RICHARD MILLE



FERRARI CHALLENGE
MUGELLO
TEST EU (P PAM SAM)

Sector Analysis

_ Invalidated Lap ■ Personal Best ■ Session Best **B** Crossing the pit lane

Lap	Time	Sector 1	Sector 2	Sector 3	T.Sp	Elapsed	Lap	Time	Sector 1	Sector 2	Sector 3	T.Sp	Elapsed
27	2:12.407	53.783	37.085	41.539	149.3	1:51:16.423	3	2:17.157	55.209	39.335	42.613	141.4	16:18.353
28	2:00.979	39.561	40.200	41.218	261.3	1:53:17.402	4	1:58.308	40.106	37.219	40.983	259.5	18:16.661
29	1:56.732	39.379	36.706	40.647	260.1	1:55:14.134	5	1:57.189	39.819	36.578	40.792	258.9	20:13.850
30	1:55.634	39.367	36.067	40.200	261.3	1:57:09.768	6	1:57.488	39.398	37.094	40.996	259.5	22:11.338

83

Michelle GATTING

DNK

Scuderia Niki - Iron Lynx

488 Challenge EVO

1	59:20.306	...	45.292	42.591	122.3	59:20.306
2	1:53.267	38.819	35.137	39.311	261.3	1:01:13.573
3	1:52.586	38.291	35.150	39.145	265.8	1:03:06.159
4	1:54.443	39.502	35.505	39.436	264.5	1:05:00.602
5	1:52.202	38.186	34.782	39.234	262.0	1:06:52.804
6	1:53.496	38.440	35.129	39.927	260.7	1:08:46.300
7	4:57.690B	38.050	...	261.3	1:13:43.990	...
8	2:12.037	54.965	35.935	41.137	152.1	1:15:56.027
9	1:51.682	37.978	34.599	39.105	260.7	1:17:47.709
10	1:51.683	38.119	34.505	39.059	262.0	1:19:39.392
11	22:58.011B	38.190	35.634	...	262.0	1:42:37.403
12	2:49.482	1:11.590	48.742	49.150	115.3	1:45:26.885
13	2:07.844	43.083	44.680	40.081	242.7	1:47:34.729
14	2:02.017	39.922	40.234	41.861	261.3	1:49:36.746
15	1:50.300	37.487	34.023	38.790	259.5	1:51:27.046
16	3:24.046B	37.573	36.453	2:10.020	261.3	1:54:51.092
17	2:11.527	53.548	38.160	39.819	139.9	1:57:02.619
18	2:23.088B	38.125	35.675	1:09.288	259.5	1:59:25.707

84

Doriane PIN

FRA

Scuderia Niki - Iron Lynx

488 Challenge EVO

1	31:43.706	...	43.330	43.221	127.6	31:43.706
2	2:01.534	42.735	37.439	41.360	241.1	33:45.240
3	1:56.345	39.546	36.540	40.259	263.9	35:41.585
4	1:55.341	39.677	35.562	40.102	263.9	37:36.926
5	1:55.622	39.378	35.657	40.587	263.9	39:32.548
6	1:55.173	39.383	35.592	40.198	263.2	41:27.721
7	1:55.344	39.169	35.828	40.347	263.9	43:23.065
8	23:35.466B	39.250	35.572	...	264.5	1:06:58.531
9	2:11.841	52.656	38.490	40.695	151.8	1:09:10.372
10	1:54.740	39.033	35.704	40.003	265.2	1:11:05.112
11	1:55.442	39.893	35.718	39.831	262.6	1:13:00.554
12	1:56.568	38.987	37.474	40.107	264.5	1:14:57.122
13	1:54.316	39.043	35.632	39.641	263.2	1:16:51.438
14	12:53.240B	38.498	...	263.2	1:29:44.678	...
15	2:22.560	57.676	41.511	43.373	139.9	1:32:07.238
16	1:58.574	39.977	36.929	41.668	262.6	1:34:05.812
17	1:52.643	38.052	35.508	39.083	262.6	1:35:58.455
18	1:52.483	37.990	34.486	40.007	262.0	1:37:50.938
19	5:02.697B	40.464	36.943	3:45.290	265.2	1:42:53.635
20	2:05.802	49.397	35.933	40.472	169.1	1:44:59.437
21	1:52.306	38.330	34.838	39.138	263.2	1:46:51.743
22	1:54.525	39.334	35.766	39.425	263.9	1:48:46.268
23	1:53.424	38.178	34.970	40.276	262.6	1:50:39.692
24	1:53.044	38.390	35.285	39.369	261.3	1:52:32.736

85

Hanno LASKOWSKI

DEU

Riller & Schnauck

488 Challenge EVO

1	5:02.471	3:32.077	44.844	45.550	108.0	5:02.471
2	8:58.725B	43.549	38.561	7:36.615	251.1	14:01.196

88

François LANSARD

FRA

Formula Racing

488 Challenge EVO

1	:01:52.509	...	43.627	48.018	107.6	1:01:52.509
2	2:02.279	43.336	37.812	41.131	226.5	1:03:54.788
3	2:03.591	39.715	36.965	46.911	264.5	1:05:58.379
4	1:56.275	39.214	36.531	40.530	263.2	1:07:54.654
5	1:56.318	39.285	36.039	40.994	264.5	1:09:50.972
6	10:29.028B	39.325	36.428	9:13.275	266.5	1:20:20.000
7	2:17.666	1:01.307	35.966	40.393	159.2	1:22:37.666
8	1:57.497	39.392	37.738	40.367	262.6	1:24:35.163
9	1:55.852	39.258	36.497	40.097	263.9	1:26:31.015
10	1:57.264	39.541	37.256	40.467	263.9	1:28:28.279
11	1:55.850	39.503	36.040	40.307	264.5	1:30:24.129
12	11:03.463B	40.953	9:39.336	43.174	263.9	1:41:27.592
13	1:57.325	41.056	35.925	40.344	221.4	1:43:24.917
14	1:52.342	38.702	34.404	39.236	262.0	1:45:17.259
15	1:57.126	38.406	34.841	43.879	262.6	1:47:14.385
16	1:58.205	38.490	36.037	43.678	263.2	1:49:12.590
17	4:53.560B	38.411	35.513	3:39.636	263.2	1:54:06.150

97

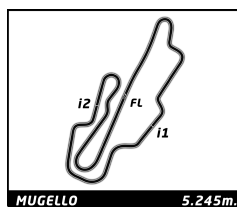
Tommaso ROCCA

ITA

Rossocorsa

488 Challenge EVO

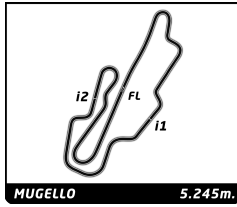
1	3:37.615	1:56.318	51.282	50.015	98.0	3:37.615
2	2:14.585	47.811	42.141	44.633	229.4	5:52.200
3	2:09.958	46.350	40.606	43.002	262.0	8:02.158
4	2:02.043	41.937	38.019	42.087	262.6	10:04.201
5	13:32.656B	43.128	...	253.4	23:36.857	...
6	2:30.942	59.959	43.955	47.028	146.7	26:07.799



FERRARI CHALLENGE MUGELLO TEST EU (P PAM SAM)

Sector Analysis

<small>— Invalidated Lap</small> ■ Personal Best ■ Session Best ■ Crossing the pit lane													
Lap	Time	Sector 1	Sector 2	Sector 3	T.Sp	Elapsed	Lap	Time	Sector 1	Sector 2	Sector 3	T.Sp	Elapsed
20	1:56.548	39.381	36.588	40.579	262.6	1:49:17.031	26	5:08.472 B	39.834			260.7	1:54:22.853
21	1:56.855	39.562	36.510	40.783	263.9	1:51:13.886	27	2:15.781	54.786	38.816	42.179	167.5	1:56:38.634
22	2:01.406	40.880	39.780	40.746	262.6	1:53:15.292	28	1:58.198	39.658	37.333	41.207	257.6	1:58:36.832
23	1:55.148	39.331	35.808	40.009	260.7	1:55:10.440	29	2:49.211 B	40.044	40.247	1:28.920	258.9	2:01:26.043
24	1:55.746	39.272	36.129	40.345	258.2	1:57:06.186							
25	1:55.456	39.148	36.144	40.164	260.7	1:59:01.642							
26	2:32.820 B	39.406	37.188	1:16.226	261.3	2:01:34.462							
126 Joakim OLANDER SWE							132 Henrik KAMSTRUP DNK						
Scuderia Autoropa 488 Challenge EVO							Formula Racing 488 Challenge EVO						
1	9:41.604	7:58.774	52.039	50.791	127.8	9:41.604	1	7:19.777	5:33.546	54.083	52.148	105.2	7:19.777
2	2:17.926	48.642	43.267	46.017	225.1	11:59.530	2	2:24.996	52.916	43.768	48.312	221.9	9:44.773
3	2:11.505	44.633	42.850	44.022	251.7	14:11.035	3	2:07.429	44.178	40.161	43.090	234.3	11:52.202
4	2:06.120	41.729	40.458	43.933	262.0	16:17.155	4	14:13.795 B	42.161	43.082	...	262.0	26:05.997
5	2:02.670	40.835	39.010	42.825	262.0	18:19.825	5	2:26.765	59.407	42.197	45.161	130.7	28:32.762
6	20:37.879 B	41.633	...	45.317	264.5	38:57.704	6	2:03.310	43.341	37.963	42.006	234.8	30:36.072
7	2:08.544	42.538	40.341	45.665	260.7	41:06.248	7	2:03.830	41.265	39.857	42.708	262.6	32:39.902
8	2:08.205	42.217	40.862	45.126	243.2	43:14.453	8	12:29.065 B	43.273	38.894	...	262.0	45:08.967
9	2:03.339	41.619	38.896	42.824	265.2	45:17.792	9	2:22.471	57.748	40.441	44.282	135.2	47:31.438
10	2:01.115	40.645	38.276	42.194	263.9	47:18.907	10	2:05.565	43.433	39.824	42.308	235.8	49:37.003
11	2:02.280	41.050	38.688	42.542	263.2	49:21.187	11	1:57.846	40.269	37.203	40.374	266.5	51:34.849
12	2:01.938	40.872	38.860	42.206	263.2	51:23.125	12	1:56.756	39.909	36.579	40.268	255.8	53:31.605
13	2:32.582 B	41.084	41.697	1:09.801	263.9	53:55.707	13	1:55.756	39.565	36.213	39.978	268.4	55:27.361
14	40:13.321	...	44.994	47.989	110.6	1:34:09.028	14	16:36.705 B	41.399	265.2	1:12:04.066
15	2:01.540	42.027	38.249	41.264	262.0	1:36:10.568	15	2:31.034	1:02.378	44.709	43.947	128.7	1:14:35.100
16	1:53.847	38.784	35.755	39.308	262.6	1:38:04.415	16	2:00.551	41.133	37.708	41.710	261.3	1:16:35.651
17	1:55.222	38.576	36.622	40.024	264.5	1:39:59.637	17	1:59.304	40.380	37.448	41.476	261.3	1:18:34.955
18	2:00.531	39.258	38.579	42.694	263.9	1:42:00.168	18	2:00.841	41.102	38.166	41.573	262.6	1:20:35.796
19	2:35.249 B	41.278	43.071	1:10.900	267.1	1:44:35.417	19	2:02.850	40.776	38.822	43.252	261.3	1:22:38.646
127 Tommy LINDROTH SWE							136 Alexander NUSSBAUMER AUT						
Baron Motorsport 488 Challenge EVO							Gohm Motorsport 488 Challenge EVO						
1	7:51.273	6:09.859	50.538	50.876	108.7	7:51.273	1	16:26.793	...	48.145	50.078	117.7	16:26.793
2	2:10.741	45.453	40.889	44.399	223.7	10:02.014	2	2:12.311	47.687	40.577	44.047	217.0	18:39.104
3	2:03.813	42.850	38.657	42.306	254.0	12:05.827	3	2:02.720	41.704	38.580	42.436	255.8	20:41.824
4	2:01.040	41.582	37.945	41.513	257.6	14:06.867	4	2:01.265	41.361	37.633	42.271	256.4	22:43.089
5	10:47.880 B	44.887	260.7	24:54.747	5	2:00.253	40.513	37.721	42.019	255.8	24:43.342
6	2:36.402	1:07.975	42.617	45.810	100.6	27:31.149	6	2:00.193	40.607	37.492	42.094	257.0	26:43.535
7	2:10.006	43.242	40.729	46.035	259.5	29:41.155	7	6:13.578 B	40.551	38.034	4:54.993	256.4	32:57.113
8	2:03.860	41.837	39.196	42.827	260.1	31:45.015	8	2:12.089	51.905	37.931	42.253	158.3	35:09.202
9	2:03.335	42.182	38.838	42.315	261.3	33:48.350	9	1:58.807	40.478	36.950	41.379	261.3	37:08.009
10	2:00.746	40.419	38.302	42.025	261.3	35:49.096	10	1:59.816	40.032	36.640	43.144	260.7	39:07.825
11	24:55.856 B	40.295	41.665	...	261.3	1:00:44.952	11	2:00.597	39.898	37.976	42.723	263.9	41:08.422
12	2:26.872	1:02.896	41.730	42.246	120.4	1:03:11.824	12	2:00.576	40.480	38.558	41.538	264.5	43:08.998
13	1:59.939	40.066	38.072	41.801	260.7	1:05:11.763	13	1:59.498	39.910	38.109	41.479	264.5	45:08.496
14	2:00.593	41.211	37.795	41.587	259.5	1:07:12.356	14	6:53.074 B	42.403	264.5	52:01.570
15	2:03.530	40.287	41.167	42.076	260.1	1:09:15.886							
16	1:59.421	40.292	37.543	41.586	260.7	1:11:15.307							
17	1:58.066	39.839	37.264	40.963	258.9	1:13:13.373							
18	21:10.504 B	39.821	37.396	...	259.5	1:34:23.877							
19	2:44.341	1:11.161	45.833	47.347	94.7	1:37:08.218							
20	2:07.387	46.149	39.223	42.015	231.3	1:39:15.605							
21	1:56.978	39.499	36.808	40.671	258.9	1:41:12.583							
22	1:56.314	39.087	36.646	40.581	258.9	1:43:08.897							
23	1:58.334	39.642	37.232	41.460	260.1	1:45:07.231							
24	1:57.869	39.276	37.304	41.289	260.1	1:47:05.100							
25	2:09.281	41.902	43.130	44.249	260.1	1:49:14.381							



FERRARI CHALLENGE
MUGELLO
TEST EU (P PAM SAM)

Sector Analysis

_ Invalidated Lap							■ Personal Best		■ Session Best		■ Crossing the pit lane			
Lap	Time	Sector 1	Sector 2	Sector 3	T.Spd	Elapsed	Lap	Time	Sector 1	Sector 2	Sector 3	T.Spd	Elapsed	
19	18:15.116	B	44.401		252.3	1:06:11.458	2	2:14.817	46.513	42.814	45.490	243.2	5:32.662	
20	2:40.016	1:06.537	44.274	49.205	136.9	1:08:51.474	3	2:10.007	44.276	41.353	44.378	254.0	7:42.669	
21	2:05.874	39.792	36.268	49.814	260.7	1:10:57.348	4	2:10.533	44.188	42.160	44.185	253.4	9:53.202	
22	1:55.068	39.039	35.763	40.266	261.3	1:12:52.416	5	2:09.984	44.062	40.955	44.967	252.8	12:03.186	
23	2:07.795	39.510	38.414	49.871	260.7	1:15:00.211	6	6:51.925	B	43.974	43.572	5:24.379	255.8	18:55.111
24	5:46.020	B	44.134	4:15.596	46.290	241.1	1:20:46.231	7	2:34.074	1:04.428	45.056	44.590	117.2	21:29.185
25	1:59.633	39.319	36.336	43.978	259.5	1:22:45.864	8	2:06.661	43.721	39.773	43.167	254.6	23:35.846	
26	2:05.899	39.025	40.138	46.736	262.0	1:24:51.763	9	2:04.256	41.858	39.479	42.919	255.8	25:40.102	
27	1:55.149	39.273	35.823	40.053	262.0	1:26:46.912	10	2:03.308	42.324	38.436	42.548	256.4	27:43.410	
28	2:25.088	B	40.935		263.2	1:29:12.000	11	2:01.306	40.836	37.849	42.621	258.9	29:44.716	
29	8:50.000	B	1:19.113		158.5	1:38:02.000	12	2:01.825	41.421	37.823	42.581	244.9	31:46.541	
30	3:05.689	1:29.701	45.321	50.667	106.8	1:41:07.689	13	10:06.688	B	42.641		254.0	41:53.229	
31	1:57.506	40.242	36.804	40.460	259.5	1:43:05.195	14	2:19.259	57.554	38.799	42.906	125.1	44:12.488	
32	1:57.345	39.531	36.910	40.904	262.6	1:45:02.540	15	2:04.189	40.898	40.559	42.732	248.2	46:16.677	
33	1:54.743	39.312	35.564	39.867	261.3	1:46:57.283	16	2:01.391	40.922	37.555	42.914	246.0	48:18.068	
34	2:03.567	39.015	37.557	46.995	262.6	1:49:00.850	17	2:01.334	40.864	37.386	43.084	245.4	50:19.402	
35	2:15.890	47.318	42.987	45.585	214.9	1:51:16.740	18	2:03.923	41.882	37.634	44.407	244.3	52:23.325	

196 **Michael SIMONCIC** AUT
 Baron Motorsport 488 Challenge EVO

1	3:00.088	1:27.410	45.870	46.808	82.7	3:00.088	
2	2:07.963	44.180	40.121	43.662	229.4	5:08.051	
3	2:04.152	42.441	38.665	43.046	260.1	7:12.203	
4	2:02.791	42.436	38.086	42.269	258.2	9:14.994	
5	2:00.032	41.326	37.175	41.531	258.2	11:15.026	
6	1:58.891	40.464	37.234	41.193	257.6	13:13.917	
7	1:58.708	40.257	36.870	41.581	261.3	15:12.625	
8	1:58.793	40.760	36.815	41.218	262.6	17:11.418	
9	6:03.368	B	41.541		261.3	23:14.786	
10	2:23.070	1:00.139	39.665	43.266	124.8	25:37.856	
11	2:01.435	41.100	38.485	41.850	257.0	27:39.291	
12	2:00.409	40.903	37.382	42.124	260.7	29:39.700	
13	2:01.031	40.378	39.177	41.476	259.5	31:40.731	
14	2:00.499	40.380	38.296	41.823	261.3	33:41.230	
15	2:00.799	40.331	38.347	42.121	260.7	35:42.029	
16	2:01.256	41.688	38.007	41.561	251.1	37:43.285	
17	2:03.471	40.867	40.462	42.142	258.9	39:46.756	
18	2:06.611	41.048	43.032	42.531	262.0	41:53.367	
19	29:01.656	B	44.502		247.7	1:10:55.023	
20	2:12.891	52.916	38.064	41.911	160.6	1:13:07.914	
21	1:58.399	40.315	36.990	41.094	256.4	1:15:06.313	
22	1:58.237	40.337	36.957	40.943	260.1	1:17:04.550	
23	1:57.132	39.960	36.466	40.706	259.5	1:19:01.682	
24	1:58.726	40.219	37.727	40.780	260.1	1:21:00.408	
25	10:34.073	B	40.468	38.509	9:15.096	259.5	1:31:34.481
26	2:40.157	1:04.665	49.111	46.381	120.5	1:34:14.638	
27	2:04.405	42.869	39.067	42.469	252.8	1:36:19.043	
28	1:56.148	39.863	36.490	39.795	254.0	1:38:15.191	
29	1:56.122	39.370	36.735	40.017	255.8	1:40:11.313	
30	2:06.823	41.659	40.024	45.140	224.6	1:42:18.136	
31	2:00.689	41.396	37.990	41.303	259.5	1:44:18.825	
32	1:56.703	39.948	36.661	40.094	254.0	1:46:15.528	
33	9:14.323	B	43.812		237.4	1:55:29.851	

199 **Ingvar MATTSON** SWE
 Scuderia Autoropa 488 Challenge EVO

1	3:17.845	1:26.186	56.529	55.130	110.7	3:17.845
---	----------	----------	--------	--------	-------	----------

19	7:08.017	B	1:33.548		94.4	59:31.342	
20	2:16.497	55.925	38.049	42.523	139.6	1:01:47.839	
21	1:59.844	40.467	37.295	42.082	255.2	1:03:47.683	
22	1:59.498	40.415	37.174	41.909	255.2	1:05:47.181	
23	2:00.702	41.200	37.797	41.705	253.4	1:07:47.883	
24	2:04.438	41.207	38.841	44.390	255.2	1:09:52.321	
25	10:46.196	B	40.816	37.960	9:27.420	257.0	1:20:38.517
26	9:04.572	B	57.945		147.5	1:29:43.089	
27	2:18.891	54.471	41.571	42.849	148.5	1:32:01.980	
28	2:05.372	41.223	40.867	43.282	251.1	1:34:07.352	
29	2:04.018	41.912	38.957	43.149	248.8	1:36:11.370	
30	2:01.282	41.222	37.937	42.123	251.1	1:38:12.652	
31	2:05.550	40.901	41.545	43.104	249.9	1:40:18.202	
32	9:41.162	B	41.047	37.564	8:22.551	251.1	1:49:59.364
33	2:18.376	54.403	41.191	42.782	153.1	1:52:17.740	
34	2:02.374	41.188	38.271	42.915	249.4	1:54:20.114	
35	2:06.145	41.191	38.038	46.916	250.5	1:56:26.259	
36	2:07.154	41.780	38.600	46.774	251.1	1:58:33.413	
37	2:36.160	B	47.511		174.0	2:01:09.573	