


TROFEO PIRELLI
VALENCIA
Race 2

Sector Analysis


_ Invalidated Lap							■ Personal Best							■ Session Best							■ Crossing the pit lane																																																																																																															
Lap	Time	Sector 1	Sector 2	Sector 3	T.Sp	Elapsed	Lap	Time	Sector 1	Sector 2	Sector 3	T.Sp	Elapsed	Lap	Time	Sector 1	Sector 2	Sector 3	T.Sp	Elapsed	Lap	Time	Sector 1	Sector 2	Sector 3	T.Sp	Elapsed																																																																																																									
2 Ange BARDE FRA SF Côte d'Azur Cannes - IB FAST 488 Challenge EVO							9	1:39.062	22.443	49.777	26.842	241.2	16:23.680	10	1:38.305	22.365	49.166	26.774	241.2	18:01.985	11	1:38.490	22.459	49.335	26.696	240.4	19:40.475	12	1:38.392	22.407	49.202	26.783	242.9	21:18.867	13	1:39.120	22.898	49.320	26.902	241.2	22:57.987	14	1:39.194	22.666	49.721	26.807	242.1	24:37.181	15	1:38.694	22.488	49.303	26.903	242.1	26:15.875	16	1:39.210	22.669	49.734	26.807	243.8	27:55.085	17	1:39.245	22.792	49.514	26.939	242.9	29:34.330	18	1:39.963	22.994	49.792	27.177	242.1	31:14.293																																																								
3 Niccolò SCHIRÒ ITA Rossocorsa 488 Challenge EVO							1	1:52.327	27.440	52.402	32.485		1:52.327	2	2:10.961	35.194	1:03.533	32.234	165.0	4:03.288	3	2:00.295	30.639	58.185	31.471	196.3	6:03.583	4	2:08.697	26.413	58.015	44.269	206.2	8:12.280	5	1:36.558	22.227	48.140	26.191	244.6	9:48.838	6	1:37.022	22.296	48.413	26.313	244.6	11:25.860	7	1:36.965	22.351	48.432	26.182	243.8	13:02.825	8	1:37.369	22.424	48.657	26.288	242.9	14:40.194	9	1:37.325	22.423	48.584	26.318	243.8	16:17.519	10	1:37.465	22.402	48.670	26.393	244.6	17:54.984	11	1:37.417	22.364	48.643	26.410	245.5	19:32.401	12	1:37.622	22.404	48.950	26.268	246.4	21:10.023	13	1:37.782	22.648	48.819	26.315	245.5	22:47.805	14	1:37.893	22.593	48.843	26.457	244.6	24:25.698	15	1:39.201	22.522	49.252	27.427	245.5	26:04.899	16	1:38.410	22.501	49.286	26.623	246.4	27:43.309	17	1:38.316	22.730	49.077	26.509	246.4	29:21.625	18	1:39.670	22.730	49.300	27.640	247.3	31:01.295
4 Christian BRUNSBORG DNK Formula Racing 488 Challenge EVO							1	1:55.231	28.695	54.620	31.916		1:55.231	2	2:11.724	35.862	1:04.066	31.796	161.2	4:06.955	3	1:59.493	31.372	56.697	31.424	194.6	6:06.448	4	2:07.576	27.681	56.099	43.796	174.6	8:14.024	5	1:38.434	22.613	49.290	26.531	242.9	9:52.458	6	1:37.969	22.329	49.055	26.585	243.8	11:30.427	7	1:38.376	22.423	49.226	26.727	242.1	13:08.803	8	1:38.361	22.554	49.176	26.631	242.1	14:47.164	9	1:39.034	22.530	49.564	26.940	241.2	16:26.198	10	1:38.973	22.656	49.506	26.811	241.2	18:05.171	11	1:40.524	23.274	50.014	27.236	240.4	19:45.695	12	1:39.969	22.889	50.083	26.997	241.2	21:25.664	13	1:40.255	22.896	50.280	27.079	242.1	23:05.919	14	1:39.970	22.880	50.063	27.027	240.4	24:45.889	15	1:40.109	22.895	50.046	27.168	242.1	26:25.998	16	1:40.529	22.856	50.525	27.148	242.1	28:06.527	17	1:40.217	22.928	50.253	27.036	242.1	29:46.744	18	1:40.234	22.936	49.827	27.471	242.1	31:26.978
6 Thomas NEUBAUER FRA Charles Pozzi - Courage 488 Challenge EVO							1	1:53.062	28.035	52.322	32.705		1:53.062	2	2:10.926	35.173	1:03.122	32.631	167.8	4:03.988	3	2:00.161	30.357	58.158	31.646	212.5	6:04.149	4	2:08.434	26.348	58.023	44.063	209.9	8:12.583	5	1:38.094	22.482	48.937	26.675	242.9	9:50.677	6	1:37.592	22.159	48.782	26.651	240.4	11:28.269	7	1:37.558	22.302	48.749	26.507	241.2	13:05.827	8	1:38.791	22.286	49.696	26.809	241.2	14:44.618																																																																						
8 Nicolò ROSI CHE Kessel Racing 488 Challenge EVO							1	2:02.405	32.737	56.333	33.335		2:02.405	2	2:10.363	33.487	1:04.143	32.733	222.0	4:12.768	3	1:58.804	31.929	55.948	30.927	194.6	6:11.572	4	2:06.495	28.068	54.364	44.063	182.4	8:18.067	5	1:42.301	24.169	50.682	27.450	242.1	10:00.368	6	1:42.152	23.198	51.038	27.916	242.1	11:42.520	7	1:41.011	22.932	49.945	28.134	240.4	13:23.531	8	1:41.700	23.100	50.557	28.043	242.1	15:05.231	9	1:41.508	23.054	50.634	27.820	243.8	16:46.739	10	1:40.876	22.887	50.271	27.718	242.1	18:27.615	11	1:40.397	22.880	50.256	27.261	242.1	20:08.012	12	1:41.114	22.834	50.500	27.780	242.1	21:49.126	13	1:41.278	22.850	50.778	27.650	241.2	23:30.404	14	1:43.379	23.010	51.968	28.401	240.4	25:13.783	15	1:43.128	23.448	51.989	27.691	243.8	26:56.911	16	1:41.470	23.941	50.188	27.341	239.6	28:38.381	17	1:39.633	22.779	49.706	27.148	242.1	30:18.014	18	1:40.572	23.138	49.960	27.474	241.2	31:58.586
13 Arno DAHLMAYER DEU Scuderia Niki - Iron Lynx 488 Challenge EVO							1	2:03.072	33.847	55.946	33.279		2:03.072	2	2:10.280	33.663	1:04.199	32.418	222.0	4:13.352	3	1:58.860	31.873	56.142	30.845	199.7	6:12.212	4	2:05.954	28.122	54.917	42.915	189.3	8:18.166	5	1:40.874	23.381	49.924	27.569	246.4	9:59.040	6	1:40.108	22.950	50.226	26.932	243.8	11:39.148	7	1:40.102	23.070	50.135	26.897	243.8	13:19.250	8	1:40.249	23.155	49.887	27.207	243.8	14:59.499	9	1:40.838	22.736	50.860	27.242	244.6	16:40.337	10	1:39.090	22.627	49.591	26.872	243.8	18:19.427	11	1:39.407	22.743	49.716	26.948	244.6	19:58.834	12	1:39.491	22.808	49.739	26.944	243.8	21:38.325	13	1:40.098	22.966	50.169	26.963	244.6	23:18.423	14	2:27.697	22.912	1:26.786	37.999	244.6	25:46.120																												
21 Hugo DELACOUR FRA Scuderia Monte-Carlo 488 Challenge EVO							1	1:57.653	31.483	54.040	32.130		1:57.653	2	2:12.452	36.166	1:04.386	31.900	167.8	4:10.105	3	1:59.672	32.014	55.543	32.115	187.3	6:09.777	4	2:06.663	27.986	54.824	43.853	178.6	8:16.440	5	1:42.198	23.134	50.222	28.842	242.9	9:58.638	6	1:40.274	23.012	49.992	27.270	242.9	11:38.912																																																																																				



TROFEO PIRELLI
VALENCIA
Race 2

Sector Analysis

_ Invalidated Lap							■ Personal Best		■ Session Best		■ Crossing the pit lane		
Lap	Time	Sector 1	Sector 2	Sector 3	T.Spd	Elapsed	Lap	Time	Sector 1	Sector 2	Sector 3	T.Spd	Elapsed
7	1:40.098	22.803	49.991	27.304	243.8	13:19.010	5	1:38.406	22.629	49.287	26.490	242.9	9:53.019
8	1:40.009	22.935	49.833	27.241	242.9	14:59.019	6	1:38.178	22.383	49.216	26.579	242.1	11:31.197
9	1:41.763	23.004	51.411	27.348	242.1	16:40.782	7	1:38.104	22.376	49.108	26.620	242.9	13:09.301
10	1:39.742	22.725	49.877	27.140	242.9	18:20.524	8	1:38.211	22.498	49.183	26.530	242.9	14:47.512
11	1:39.731	22.894	49.814	27.023	241.2	20:00.255	9	1:38.899	22.553	49.669	26.677	242.9	16:26.411
12	1:39.753	22.931	49.810	27.012	242.1	21:40.008	10	1:39.249	22.727	49.740	26.782	242.9	18:05.660
13	1:39.832	22.997	49.896	26.939	241.2	23:19.840	11	1:40.290	23.075	49.974	27.241	242.1	19:45.950
14	1:43.033	22.868	53.100	27.065	241.2	25:02.873	12	1:39.870	23.017	50.031	26.822	242.1	21:25.820
15	1:40.242	22.999	50.036	27.207	241.2	26:43.115	13	1:40.417	22.991	50.337	27.089	243.8	23:06.237
16	1:40.897	23.017	50.678	27.202	242.9	28:24.012	14	1:39.896	22.901	50.056	26.939	242.1	24:46.133
17	1:40.889	22.968	50.422	27.499	242.9	30:04.901	15	1:40.163	22.848	50.317	26.998	243.8	26:26.296
18	1:42.255	23.542	50.907	27.806	240.4	31:47.156	16	1:40.473	22.813	50.610	27.050	243.8	28:06.769
25 Alessandro COZZI ITA Formula Racing 488 Challenge EVO							66 Luka NURMI FIN Formula Racing 488 Challenge EVO						
1	1:59.317	31.956	54.114	33.247		1:59.317	1	1:54.333	28.481	53.118	32.734		1:54.333
2	2:11.445	35.343	1:04.005	32.097	191.4	4:10.762	2	2:11.283	35.687	1:02.885	32.711	165.8	4:05.616
3	1:59.544	31.774	56.254	31.516	196.8	6:10.306	3	1:59.861	31.081	57.172	31.608	195.2	6:05.477
4	2:06.681	27.886	54.776	44.019	184.3	8:16.987	4	2:07.840	27.416	56.560	43.864	180.0	8:13.317
5	1:40.750	23.018	49.986	27.746	240.4	9:57.737	5	1:38.079	22.572	48.842	26.665	244.6	9:51.396
6	1:39.119	22.491	49.763	26.865	242.1	11:36.856	6	1:37.879	22.420	49.001	26.458	244.6	11:29.275
7	1:39.257	22.527	49.716	27.014	242.1	13:16.113	7	1:38.129	22.653	48.919	26.557	244.6	13:07.404
8	1:40.726	22.636	50.827	27.263	241.2	14:56.839	8	1:38.257	22.619	48.918	26.720	242.9	14:45.661
9	1:40.817	23.161	50.467	27.189	242.9	16:37.656	9	1:38.877	22.552	49.407	26.918	242.9	16:24.538
10	1:40.495	23.412	50.031	27.052	242.1	18:18.151	10	1:39.093	22.881	49.322	26.890	242.1	18:03.631
11	1:39.883	22.828	50.224	26.831	242.1	19:58.034	11	1:39.138	22.771	49.529	26.838	242.9	19:42.769
12	1:39.488	22.799	49.956	26.733	243.8	21:37.522	12	1:39.153	22.799	49.631	26.723	242.9	21:21.922
13	1:40.546	23.098	50.265	27.183	242.1	23:18.068	13	1:39.113	22.855	49.423	26.835	242.1	23:01.035
14	3:29.880B	22.809	1:44.088	1:22.983	241.2	26:47.948	14	1:39.589	23.006	49.627	26.956	242.9	24:40.624
27 Marco PULCINI ITA Rossocorsa - Pellin Racing 488 Challenge EVO							77 Roger GROUWELS NLD Kroymans - Race Art 488 Challenge EVO						
1	2:01.254	32.932	55.075	33.247		2:01.254	1	2:04.337	33.415	57.428	33.494		2:04.337
2	2:09.897	33.807	1:04.177	31.913	217.1	4:11.151	2	2:10.140	33.743	1:03.551	32.846	180.9	4:14.477
3	1:59.665	31.921	56.207	31.537	197.9	6:10.816	3	1:58.864	32.047	55.761	31.056	180.5	6:13.341
4	2:06.242	27.900	54.633	43.709	184.3	8:17.058	4	2:05.418	27.813	55.672	41.933	176.8	8:18.759
5	1:41.159	23.349	50.282	27.528	244.6	9:58.217	5	1:40.733	23.186	50.148	27.399	246.4	9:59.492
6	1:40.301	22.904	50.323	27.074	243.8	11:38.518	6	1:41.728	23.682	50.932	27.114	245.5	11:41.220
7	1:39.948	22.978	49.956	27.014	242.9	13:18.466	7	1:41.153	23.261	50.493	27.399	244.6	13:22.373
8	1:40.175	22.802	50.219	27.154	242.9	14:58.641	8	1:40.061	23.017	49.925	27.119	244.6	15:02.434
9	1:44.565	22.713	54.702	27.150	242.9	16:43.206	9	1:41.043	22.707	51.116	27.220	244.6	16:43.477
10	1:40.660	22.688	50.374	27.598	242.1	18:23.866	10	1:41.090	23.097	50.629	27.364	246.4	18:24.567
11	1:41.058	23.197	50.480	27.381	242.1	20:04.924	11	1:40.953	22.865	50.402	27.686	244.6	20:05.520
12	1:42.555	23.049	51.246	28.260	242.1	21:47.479	12	1:41.500	22.897	50.756	27.847	246.4	21:47.020
13	1:41.440	23.102	50.616	27.722	242.9	23:28.919	13	1:41.011	23.163	50.527	27.321	243.8	23:28.031
14	1:41.241	23.389	50.504	27.348	241.2	25:10.160	14	1:41.442	23.141	51.025	27.276	242.9	25:09.473
15	1:41.071	22.968	50.653	27.450	244.6	26:51.231	15	1:41.368	23.060	50.863	27.445	243.8	26:50.841
16	1:42.288	23.378	51.269	27.641	244.6	28:33.519	16	1:41.478	23.214	50.776	27.488	243.8	28:32.319
17	1:41.336	23.025	50.722	27.589	244.6	30:14.855	17	1:42.189	23.116	51.297	27.776	244.6	30:14.508
18	1:43.336	23.900	52.135	27.301	244.6	31:58.191	18	1:43.382	23.935	51.594	27.853	244.6	31:57.890
63 Sergio PAULET ESP Santogal Madrid - MST Team 488 Challenge EVO													
1	1:55.727	29.008	54.783	31.936		1:55.727							
2	2:11.841	36.008	1:04.510	31.323	149.1	4:07.568							
3	1:59.673	31.533	56.541	31.599	191.4	6:07.241							
4	2:07.372	27.593	55.879	43.900	162.0	8:14.613							



TROFEO PIRELLI

VALENCIA


Race 2

Sector Analysis

_ Invalidated Lap

 Personal Best

 Session Best

 Crossing the pit lane

Lap	Time	Sector 1	Sector 2	Sector 3	T.Sp	Elapsed	Lap	Time	Sector 1	Sector 2	Sector 3	T.Sp	Elapsed	
80	Jorge Daniel PINTO						LUX	13	1:39.950	23.008	49.948	26.994	242.9	23:06.931
	FML - D2P						488 Challenge EVO	14	1:40.313	23.104	50.095	27.114	242.1	24:47.244
1	2:05.098	33.810	57.809	33.479		2:05.098	15	1:40.151	22.948	49.957	27.246	242.1	26:27.395	
2	2:09.862	33.854	1:03.685	32.323	183.3	4:14.960	16	1:40.258	23.060	50.116	27.082	242.9	28:07.653	
3	1:59.118	32.230	55.936	30.952	179.5	6:14.078	17	1:40.188	22.963	49.845	27.380	243.8	29:47.841	
4	2:05.659	27.713	55.868	42.078	174.1	8:19.737	18	1:40.307	23.135	49.948	27.224	242.1	31:28.148	
5	1:42.075	23.383	51.437	27.255	246.4	10:01.812								
6	1:41.343	23.205	50.765	27.373	247.3	11:43.155								
7	1:41.404	23.274	50.665	27.465	245.5	13:24.559								
8	1:41.393	23.107	50.780	27.506	246.4	15:05.952								
9	1:41.256	23.335	50.341	27.580	247.3	16:47.208								
10	1:42.131	23.357	51.407	27.367	248.1	18:29.339								
11	1:40.608	23.098	50.298	27.212	247.3	20:09.947								
12	1:42.119	23.361	50.859	27.899	247.3	21:52.066								
13	1:42.419	23.525	51.433	27.461	248.1	23:34.485								
14	1:42.287	23.220	51.417	27.650	246.4	25:16.772								
15	1:41.379	22.954	50.846	27.579	246.4	26:58.151								
16	1:43.042	23.395	51.579	28.068	248.1	28:41.193								
17	1:53.602	33.857	51.983	27.762	249.0	30:34.795								
18	1:42.961	23.503	51.871	27.587	247.3	32:17.756								
83	Michelle GATTING						DNK							
	Scuderia Niki - Iron Lynx						488 Challenge EVO							
1	1:53.656	28.197	52.757	32.702		1:53.656								
2	2:11.282	35.339	1:03.411	32.532	171.1	4:04.938								
3	1:59.757	30.743	57.367	31.647	200.2	6:04.695								
4	2:08.249	26.639	57.657	43.953	193.0	8:12.944								
5	1:37.989	22.368	48.930	26.691	242.9	9:50.933								
6	1:37.620	22.349	48.702	26.569	243.8	11:28.553								
7	1:37.681	22.490	48.655	26.536	245.5	13:06.234								
8	1:38.688	22.359	49.440	26.889	243.8	14:44.922								
9	1:38.109	22.469	49.106	26.534	242.9	16:23.031								
10	1:37.724	22.265	48.913	26.546	241.2	18:00.755								
11	1:38.056	22.385	49.190	26.481	242.1	19:38.811								
12	1:38.440	22.473	49.358	26.609	242.9	21:17.251								
13	1:38.381	22.725	49.082	26.574	241.2	22:55.632								
14	1:38.592	22.524	49.320	26.748	240.4	24:34.224								
15	1:38.721	22.575	49.280	26.866	241.2	26:12.945								
16	1:38.879	22.567	49.502	26.810	243.8	27:51.824								
17	1:39.287	22.641	49.750	26.896	242.9	29:31.111								
18	1:39.926	22.658	50.021	27.247	243.8	31:11.037								
98	Frederik PAULSEN						DNK							
	Formula Racing						488 Challenge EVO							
1	1:56.180	29.634	54.632	31.914		1:56.180								
2	2:12.261	36.104	1:04.717	31.440	167.0	4:08.441								
3	1:59.474	31.608	56.040	31.826	213.8	6:07.915								
4	2:07.150	27.609	55.617	43.924	151.0	8:15.065								
5	1:38.607	22.522	49.388	26.697	245.5	9:53.672								
6	1:38.666	22.595	49.395	26.676	243.8	11:32.338								
7	1:38.502	22.537	49.347	26.618	242.9	13:10.840								
8	1:39.177	22.805	49.511	26.861	242.1	14:50.017								
9	1:38.899	22.682	49.547	26.670	243.8	16:28.916								
10	1:38.950	22.714	49.372	26.864	242.9	18:07.866								
11	1:39.338	22.603	49.683	27.052	243.8	19:47.204								
12	1:39.777	22.773	50.000	27.004	242.9	21:26.981								