

TROFEO PIRELLI

VALENCIA


Qualifying 2

Sector Analysis


_ Invalidated Lap

 Personal Best

 Session Best

 Crossing the pit lane

Lap	Time	Sector 1	Sector 2	Sector 3	T.Sp	Elapsed	Lap	Time	Sector 1	Sector 2	Sector 3	T.Sp	Elapsed
2	Ange BARDE FRA												
SF Côte d'Azur Cannes - IB FAST 488 Challenge EVO													
1	2:34.377	49.437	1:04.697	40.243		2:34.377							
2	1:42.035	24.655	49.666	27.714	208.0	4:16.412							
3	<u>1:38.144</u>	22.700	48.487	26.957	241.2	5:54.556							
4	1:37.465	22.325	48.332	26.808	241.2	7:32.021							
5	1:37.294	22.346	48.378	26.570	241.2	9:09.315							
6	1:56.155 B	22.398	50.134	43.623	242.1	11:05.470							
7	5:54.224	4:28.790	55.218	30.216		16:59.694							
8	1:45.533	25.311	52.298	27.924	209.3	18:45.227							
9	<u>1:36.328</u>	22.184	47.956	26.188	242.1	20:21.555							
10	<u>1:48.375</u>	22.071	51.857	34.447	243.8	22:09.930							
11	1:36.249	22.242	47.746	26.261	242.9	23:46.179							
12	1:36.796	22.166	48.159	26.471	242.9	25:22.975							
13	1:50.515 B	22.059	49.993	38.463	243.8	27:13.490							
3	Niccolò SCHIRÒ ITA												
Rossocorsa 488 Challenge EVO													
1	1:53.486	31.442	54.199	27.845		1:53.486							
2	1:41.660	23.059	49.744	28.857	243.8	3:35.146							
3	1:36.862	22.026	48.417	26.419	245.5	5:12.008							
4	1:36.310	22.129	48.013	26.168	244.6	6:48.318							
5	1:45.105 B	22.071	48.393	34.641	245.5	8:33.423							
6	11:44.655	...	53.492	27.015		20:18.078							
7	1:43.656	23.058	49.376	31.222	247.3	22:01.734							
8	1:35.130	21.768	47.541	25.821	247.3	23:36.864							
9	<u>1:57.896</u>	21.924	1:04.179	31.793	247.3	25:34.760							
10	1:45.390 B	22.002	47.766	35.622	248.1	27:20.150							
4	Christian BRUNSBORG DNK												
Formula Racing 488 Challenge EVO													
1	2:02.363	36.157	53.651	32.555		2:02.363							
2	<u>2:01.256</u>	22.777	54.886	43.593	242.9	4:03.619							
3	1:38.101	22.436	48.863	26.802	242.1	5:41.720							
4	1:39.260	22.481	49.807	26.972	242.9	7:20.980							
5	1:39.019	22.596	49.382	27.041	240.4	8:59.999							
6	1:45.473 B	22.467	49.229	33.777	240.4	10:45.472							
7	8:50.521	7:29.829	54.016	26.676		19:35.993							
8	<u>1:36.228</u>	22.008	48.123	26.097	242.9	21:12.221							
9	1:35.774	21.867	47.875	26.032	244.6	22:47.995							
10	1:58.388 B	22.278	55.288	40.822	244.6	24:46.383							
6	Thomas NEUBAUER FRA												
Charles Pozzi - Courage 488 Challenge EVO													
1	2:43.191	1:25.358	51.170	26.663		2:43.191							
2	1:37.445	22.255	48.373	26.817	242.9	4:20.636							
3	1:37.313	22.121	48.552	26.640	242.1	5:57.949							
4	<u>1:37.254</u>	22.053	48.555	26.646	242.1	7:35.203							
5	1:49.473 B	22.191	48.972	38.310	242.9	9:24.676							
6	8:51.020	7:24.537	59.470	27.013		18:15.696							
7	<u>1:48.608</u>	21.872	55.009	31.727	244.6	20:04.304							
8	<u>1:35.553</u>	21.865	47.565	26.123	244.6	21:39.857							
9	1:35.440	21.766	47.584	26.090	244.6	23:15.297							
10	2:00.057	21.937	1:03.648	34.472	242.9	25:15.354							
11	1:58.550 B	22.103	57.673	38.774	244.6	27:13.904							
8	Nicolò ROSI CHE												
Kessel Racing 488 Challenge EVO													
1	3:40.581	2:10.848	58.913	30.820		3:40.581							
2	1:43.184	23.330	50.479	29.375	239.6	5:23.765							
3	1:40.818	23.208	49.884	27.726	239.6	7:04.583							
4	1:39.383	22.774	49.267	27.342	239.6	8:43.966							
5	1:53.645 B	24.215	51.137	38.293	241.2	10:37.611							
6	5:29.006	3:59.634	58.340	31.032		16:06.617							
7	1:51.808	34.725	50.182	26.901	240.4	17:58.425							
8	1:38.128	22.680	48.773	26.675	242.1	19:36.553							
9	1:37.905	22.234	48.858	26.813	244.6	21:14.458							
10	1:38.181	22.416	48.826	26.939	243.8	22:52.639							
11	1:40.242	22.646	49.179	28.417	242.1	24:32.881							
12	2:08.976 B	25.468	57.782	45.726	226.3	26:41.857							
13	Arno DAHLMMEYER DEU												
Scuderia Niki - Iron Lynx 488 Challenge EVO													
1	2:19.551 B	44.119	59.114	36.318		2:19.551							
2	4:13.068	2:53.065	52.915	27.088		6:32.619							
3	1:40.087	23.144	49.880	27.063	241.2	8:12.706							
4	1:39.451	22.882	49.473	27.096	242.9	9:52.157							
5	1:39.180	22.643	49.590	26.947	241.2	11:31.337							
6	1:47.271 B	22.416	49.259	35.596	242.9	13:18.608							
7	4:26.266 B	2:56.520	55.050	34.696		17:44.874							
8	4:29.092	3:07.027	52.686	29.379		22:13.966							
9	1:37.471	22.475	48.798	26.198	244.6	23:51.437							
10	<u>1:37.753</u>	22.487	48.744	26.522	245.5	25:29.190							
11	1:37.751	22.248	48.562	26.941	243.8	27:06.941							
12	1:37.864	22.418	49.033	26.413	243.8	28:44.805							
21	Hugo DELACOUR FRA												
Scuderia Monte-Carlo 488 Challenge EVO													
1	1:56.393	33.026	54.419	28.948		1:56.393							
2	<u>1:41.276</u>	23.062	50.206	28.008	242.9	3:37.669							
3	1:37.860	22.735	48.426	26.699	242.1	5:15.529							
4	1:37.502	22.156	48.650	26.696	242.9	6:53.031							
5	1:38.351	22.404	49.453	26.494	242.9	8:31.382							
6	1:39.187	22.462	49.784	26.941	243.8	10:10.569							
7	1:54.584 B	24.350	52.954	37.280	233.2	12:05.153							
8	8:10.429	6:43.332	57.461	29.636		20:15.582							
9	1:56.799	24.703	58.508	33.588	224.9	22:12.381							
10	1:36.931	22.317	48.236	26.378	244.6	23:49.312							
11	1:37.001	22.038	48.630	26.333	245.5	25:26.313							
12	1:39.590	22.082	48.496	29.012	243.8	27:05.903							
13	1:37.612	22.133	48.664	26.815	242.9	28:43.515							
25	Alessandro COZZI ITA												
Formula Racing 488 Challenge EVO													
1	2:55.212	1:32.515	55.403	27.294		2:55.212							
2	<u>1:39.351</u>	22.848	49.510	26.993	243.8	4:34.563							
3	<u>1:38.950</u>	22.720	49.250	26.980	242.9	6:13.513							
4	1:39.635	22.634	49.632	27.369	242.9	7:53.148							
5	<u>1:39.044</u>	22.614	49.381	27.049	242.1	9:32.192							
6	1:38.865	22.415	49.514	26.936	242.1	11:11.057							
7	2:06.006 B	25.144	58.605	42.257	239.6	13:17.063							
8	6:48.256	5:24.176	54.914	29.166		20:05.319							



TROFEO PIRELLI VALENCIA Qualifying 2

Sector Analysis


— Invalidated Lap

■ Personal Best

■ Session Best

■ Crossing the pit lane

Lap	Time	Sector 1	Sector 2	Sector 3	T.Spd	Elapsed	Lap	Time	Sector 1	Sector 2	Sector 3	T.Spd	Elapsed
9	1:38.302	22.602	48.864	26.836	245.5	21:43.621	11	1:56.199B	22.269	50.235	43.695	246.4	29:59.816
10	1:37.247	22.203	48.422	26.622	246.4	23:20.868	73 Roman ZIEMIAN POL						
11	1:36.852	22.245	48.288	26.319	242.9	24:57.720	FML - D2P 488 Challenge EVO						
12	1:45.785	22.271	55.421	28.093	244.6	26:43.505	1	2:04.804	35.719	58.060	31.025		2:04.804
13	1:56.139B	22.368	48.881	44.890	244.6	28:39.644	2	1:43.629	24.439	51.054	28.136	222.0	3:48.433
26 John WARTIQUE BEL							3	1:50.417	23.179	57.577	29.661	251.7	5:38.850
FML - D2P 488 Challenge EVO							4	1:55.099	23.498	55.682	35.919	251.7	7:33.949
1	2:09.581	42.563	57.949	29.069		2:09.581	5	1:40.892	22.644	50.902	27.346	253.6	9:14.841
2	1:45.200	22.387	48.731	34.082	245.5	3:54.781	6	1:57.154B	22.682	51.698	42.774	254.5	11:11.995
3	1:37.401	22.220	48.491	26.690	247.3	5:32.182	7	6:01.609B	4:27.134	57.462	37.013		17:13.604
4	1:37.063	22.106	48.361	26.596	246.4	7:09.245	8	4:21.601	3:01.974	51.316	28.311		21:35.205
5	1:56.943B	24.585	55.074	37.284	240.4	9:06.188	9	1:36.247	22.128	48.060	26.059	253.6	23:11.452
6	8:05.692B	6:31.946	57.262	36.484		17:11.880	10	1:36.343	21.927	48.209	26.207	255.4	24:47.795
7	4:22.599	3:03.052	51.481	28.066		21:34.479	11	1:51.890B	21.979	48.647	41.264	255.4	26:39.685
8	1:35.336	21.812	47.578	25.946	246.4	23:09.815	77 Roger GROUWELS NLD						
9	1:35.748	21.780	47.818	26.150	248.1	24:45.563	Kroymans - Race Art 488 Challenge EVO						
10	1:59.905B	21.929	54.943	43.033	249.0	26:45.468	1	3:16.388	1:42.895	1:01.246	32.247		3:16.388
27 Marco PULCINI ITA							2	1:41.329	23.854	50.026	27.449	231.6	4:57.717
Rossocorsa - Pellin Racing 488 Challenge EVO							3	1:38.433	22.289	48.849	27.295	243.8	6:36.150
1	4:11.878	2:44.349	59.649	27.880		4:11.878	4	1:39.846	22.282	49.191	28.373	243.8	8:15.996
2	1:38.946	23.019	49.157	26.770	243.8	5:50.824	5	1:39.892	22.409	49.685	27.798	243.8	9:55.888
3	1:52.206B	22.683	49.205	40.318	244.6	7:43.030	6	1:39.649	22.635	49.555	27.459	244.6	11:35.537
4	12:36.773	...	54.311	27.194		20:19.803	7	1:52.403B	22.536	49.823	40.044	244.6	13:27.940
5	1:42.864	22.663	49.547	30.654	246.4	22:02.667	8	6:42.049	5:13.993	59.005	29.051		20:09.989
6	1:36.690	22.098	48.447	26.145	247.3	23:39.357	9	1:42.691	23.435	51.264	27.992	244.6	21:52.680
7	1:37.156	22.186	48.602	26.368	246.4	25:16.513	10	1:36.328	22.102	47.891	26.335	245.5	23:29.008
8	1:43.703	22.320	50.447	30.936	246.4	27:00.216	11	1:45.393B	22.088	48.078	35.227	245.5	25:14.401
9	1:55.011B	22.311	51.838	40.862	246.4	28:55.227	12	2:16.357	52.796	55.726	27.835		27:30.758
63 Sergio PAULET ESP							13	1:40.298	22.072	48.398	29.828	247.3	29:11.056
Santogal Madrid - MST Team 488 Challenge EVO							80 Jorge Daniel PINTO LUX						
1	6:25.203	4:43.479	1:07.029	34.695		6:25.203	FML - D2P 488 Challenge EVO						
2	1:38.544	22.717	49.023	26.804	240.4	8:03.747	1	2:12.899	43.428	58.206	31.265		2:12.899
3	1:37.317	22.194	48.506	26.617	241.2	9:41.064	2	1:43.912	23.526	51.561	28.825	243.8	3:56.811
4	1:37.464	22.091	48.961	26.412	240.4	11:18.528	3	1:43.154	23.410	51.325	28.419	245.5	5:39.965
5	1:37.192	22.060	48.533	26.599	242.9	12:55.720	4	1:45.917	23.530	54.749	27.638	244.6	7:25.882
6	1:44.287B	22.143	49.938	32.206	242.1	14:40.007	5	1:41.185	23.300	50.578	27.307	243.8	9:07.067
7	4:20.682	2:49.369	1:00.135	31.178		19:00.689	6	2:02.283B	22.945	52.494	46.844	245.5	11:09.350
8	1:36.465	22.242	48.118	26.105	242.9	20:37.154	7	5:09.907	3:43.511	58.616	27.780		16:19.257
9	1:40.437	22.028	48.088	30.321	243.8	22:17.591	8	1:40.734	23.311	50.562	26.861	245.5	17:59.991
10	1:36.124	22.036	47.839	26.249	243.8	23:53.715	9	1:38.836	22.520	49.627	26.689	247.3	19:38.827
11	1:51.264B	22.143	52.440	36.681	244.6	25:44.979	10	1:40.259	22.734	50.361	27.164	247.3	21:19.086
66 Luka NURMI FIN							11	1:39.098	22.580	49.776	26.742	247.3	22:58.184
Formula Racing 488 Challenge EVO							12	1:51.967B	22.910	50.051	39.006	245.5	24:50.151
1	3:30.466	2:09.956	53.585	26.925		3:30.466	83 Michelle GATTING DNK						
2	1:37.329	22.295	48.691	26.343	244.6	5:07.795	Scuderia Niki - Iron Lynx 488 Challenge EVO						
3	1:36.648	21.953	48.148	26.547	245.5	6:44.443	1	2:51.166	1:27.003	55.646	28.517		2:51.166
4	1:37.867	22.218	48.904	26.745	244.6	8:22.310	2	1:39.179	23.130	48.943	27.106	240.4	4:30.345
5	1:47.005B	22.434	50.055	34.516	243.8	10:09.315	3	1:36.700	22.193	48.165	26.342	242.9	6:07.045
6	10:57.222	9:32.566	52.344	32.312		21:06.537	4	1:43.465B	22.603	48.895	31.967	242.9	7:50.510
7	1:35.451	22.108	47.362	25.981	245.5	22:41.988	5	12:09.329	...	1:06.756	38.519		19:59.839
8	1:36.099	21.975	47.696	26.428	243.8	24:18.087	6	1:43.041	23.929	52.280	26.832	242.1	21:42.880
9	1:36.012	21.946	47.949	26.117	243.8	25:54.099	7	1:35.167	21.773	47.379	26.015	245.5	23:18.047
10	2:09.518	26.645	1:14.332	28.541	244.6	28:03.617	8	1:37.202	21.872	48.953	26.377	245.5	24:55.249



TROFEO PIRELLI

VALENCIA

Qualifying 2

Sector Analysis

_ Invalidated Lap
 ■ Personal Best
 ■ Session Best
 B Crossing the pit lane

Lap	Time	Sector 1	Sector 2	Sector 3	T.Sp	Elapsed	Lap	Time	Sector 1	Sector 2	Sector 3	T.Sp	Elapsed
-----	------	----------	----------	----------	------	---------	-----	------	----------	----------	----------	------	---------

9	1:48.096 B	21.768	48.131	38.197	244.6	26:43.345							
---	-------------------	--------	--------	--------	-------	-----------	--	--	--	--	--	--	--

98	Frederik PAULSEN						DNK						
	Formula Racing						488 Challenge EVO						

1	4:31.368	3:01.697	59.602	30.069		4:31.368
2	1:43.913	26.375	50.142	27.396	233.2	6:15.281
3	1:40.848	22.225	49.198	29.425	246.4	7:56.129
4	1:38.356	22.314	49.356	26.686	244.6	9:34.485
5	1:44.950 B	22.256	49.400	33.294	244.6	11:19.435
6	8:32.251	7:08.821	53.807	29.623		19:51.686
7	1:37.571	22.537	48.910	26.124	245.5	21:29.257
8	1:36.964	22.403	48.415	26.146	246.4	23:06.221
9	1:36.284	21.907	48.084	26.293	245.5	24:42.505
10	1:41.243	22.266	52.210	26.767	244.6	26:23.748

99	Omar JACKSON						GBR						
	HR Owen - FF Corse						488 Challenge EVO						

1	2:35.595	53.561	1:03.713	38.321		2:35.595
2	1:56.258	25.490	57.965	32.803	237.1	4:31.853
3	1:48.414	26.771	52.887	28.756	217.8	6:20.267
4	1:57.804	25.933	58.422	33.449	237.1	8:18.071
5	1:40.314	22.769	50.449	27.096	238.8	9:58.385
6	1:39.678	22.559	50.077	27.042	240.4	11:38.063
7	2:06.388 B	23.796	59.877	42.715	239.6	13:44.451
8	5:28.766	4:02.436	56.269	30.061		19:13.217
9	1:39.905	22.648	50.144	27.113	241.2	20:53.122
10	1:38.781	22.428	49.365	26.988	240.4	22:31.903
11	1:38.242	22.290	49.421	26.531	242.1	24:10.145
12	1:57.744	25.911	59.851	31.982	241.2	26:07.889
13	1:39.121	22.409	50.012	26.700	241.2	27:47.010