

TROFEO PIRELLI

VALENCIA


Race 1

Sector Analysis


_ Invalidated Lap

 Personal Best

 Session Best

 Crossing the pit lane

Lap	Time	Sector 1	Sector 2	Sector 3	T.Sp	Elapsed	Lap	Time	Sector 1	Sector 2	Sector 3	T.Sp	Elapsed	
2	Ange BARDE FRA							15	1:47.764	23.905	54.514	29.345	237.9	27:15.131
	SF Côte d'Azur Cannes - IB FAST 488 Challenge EVO							16	1:47.899	23.937	54.455	29.507	237.1	29:03.030
	1	2:05.327	34.289	59.911	31.127	2:05.327	17	1:48.630	24.032	54.748	29.850	237.1	30:51.660	
	2	1:50.075	25.936	54.592	29.547	236.3	3:55.402							
	3	1:50.097	25.212	54.874	30.011	237.1	5:45.499							
	4	1:47.822	24.503	53.802	29.517	235.5	7:33.321							
	5	1:47.958	24.789	53.678	29.491	233.9	9:21.279							
	6	1:48.047	24.777	53.841	29.429	233.9	11:09.326							
	7	1:47.494	24.303	53.811	29.380	237.1	12:56.820							
	8	1:48.163	24.438	54.199	29.526	235.5	14:44.983							
	9	1:48.353	24.662	54.245	29.446	235.5	16:33.336							
	10	1:48.757	24.597	54.499	29.661	237.1	18:22.093							
	11	1:49.097	24.500	54.886	29.711	236.3	20:11.190							
	12	1:48.928	24.815	54.576	29.537	234.7	22:00.118							
	13	1:48.938	24.703	54.764	29.471	234.7	23:49.056							
	14	1:47.859	24.440	54.036	29.383	235.5	25:36.915							
	15	1:48.166	24.660	54.041	29.465	235.5	27:25.081							
	16	1:47.655	24.407	53.940	29.308	236.3	29:12.736							
	17	1:47.959	24.612	54.027	29.320	237.9	31:00.695							
3	Niccolò SCHIRÒ ITA													
	Rossocorsa 488 Challenge EVO													
	1	1:54.058	29.796	54.668	29.594	1:54.058								
	2	1:47.014	24.522	53.714	28.778	231.6	3:41.072							
	3	1:46.734	24.196	53.645	28.893	236.3	5:27.806							
	4	1:46.319	24.157	53.449	28.713	234.7	7:14.125							
	5	1:46.641	24.169	53.485	28.987	237.9	9:00.766							
	6	1:46.875	24.079	53.920	28.876	237.9	10:47.641							
	7	1:46.930	24.191	53.730	29.009	238.8	12:34.571							
	8	1:47.277	24.128	53.899	29.250	237.1	14:21.848							
	9	1:48.038	24.033	54.861	29.144	237.9	16:09.886							
	10	1:47.952	24.609	54.302	29.041	237.1	17:57.838							
	11	1:47.407	24.249	54.108	29.050	237.9	19:45.245							
	12	1:47.497	24.483	54.040	28.974	237.1	21:32.742							
	13	1:47.335	24.302	53.909	29.124	238.8	23:20.077							
	14	1:46.801	24.214	53.628	28.959	237.1	25:06.878							
	15	1:47.363	24.303	53.524	29.536	237.1	26:54.241							
	16	1:46.981	24.014	53.649	29.318	237.9	28:41.222							
	17	1:49.212	24.490	54.731	29.991	237.9	30:30.434							
4	Christian BRUNSBORG DNK													
	Formula Racing 488 Challenge EVO													
	1	1:57.150	31.085	56.278	29.787	1:57.150								
	2	1:49.655	24.950	55.088	29.617	238.8	3:46.805							
	3	1:48.394	24.245	54.883	29.266	237.9	5:35.199							
	4	1:47.725	24.383	54.116	29.226	237.9	7:22.924							
	5	1:48.068	24.157	54.716	29.195	239.6	9:10.992							
	6	1:50.170	24.343	54.839	30.988	240.4	11:01.162							
	7	1:48.291	24.228	54.893	29.170	240.4	12:49.453							
	8	1:48.429	24.041	54.946	29.442	239.6	14:37.882							
	9	1:49.035	24.337	55.021	29.677	237.9	16:26.917							
	10	1:48.517	24.698	54.540	29.279	238.8	18:15.434							
	11	1:48.600	24.423	54.802	29.375	237.1	20:04.034							
	12	1:48.005	24.187	54.555	29.263	239.6	21:52.039							
	13	1:48.144	24.259	54.490	29.395	237.9	23:40.183							
	14	1:47.184	23.869	54.019	29.296	237.9	25:27.367							
6	Thomas NEUBAUER FRA													
	Charles Pozzi - Courage 488 Challenge EVO													
	1	1:54.090	29.724	54.621	29.745	1:54.090								
	2	1:48.339	25.189	54.154	28.996	233.9	3:42.429							
	3	1:47.346	24.276	53.835	29.235	236.3	5:29.775							
	4	1:47.099	24.101	53.815	29.183	236.3	7:16.874							
	5	1:47.282	24.106	53.973	29.203	237.1	9:04.156							
	6	1:47.767	24.432	54.091	29.244	236.3	10:51.923							
	7	1:48.049	24.662	53.996	29.391	236.3	12:39.972							
	8	1:47.700	24.172	54.176	29.352	235.5	14:27.672							
	9	1:48.246	24.243	54.584	29.419	234.7	16:15.918							
	10	1:48.216	24.374	54.383	29.459	233.2	18:04.134							
	11	1:48.466	24.381	54.744	29.341	234.7	19:52.600							
	12	1:48.134	24.534	54.296	29.304	236.3	21:40.734							
	13	1:47.601	24.043	54.225	29.333	235.5	23:28.335							
	14	1:47.214	24.021	53.925	29.268	233.9	25:15.549							
	15	1:47.196	23.831	53.798	29.567	233.9	27:02.745							
	16	1:46.741	23.803	53.494	29.444	234.7	28:49.486							
	17	1:47.568	24.362	53.893	29.313	234.7	30:37.054							
8	Niccolò ROSI CHE													
	Kessel Racing 488 Challenge EVO													
	1	2:03.203	33.324	58.829	31.050	2:03.203								
	2	1:51.808	25.067	56.061	30.680	233.9	3:55.011							
	3	1:51.343	25.106	55.790	30.447	233.2	5:46.354							
	4	1:51.462	25.132	55.662	30.668	236.3	7:37.816							
	5	1:48.444	24.729	54.259	29.456	230.1	9:26.260							
	6	1:48.801	24.363	54.683	29.755	237.9	11:15.061							
	7	1:47.878	24.050	54.295	29.533	237.1	13:02.939							
	8	1:47.885	24.196	54.148	29.541	237.9	14:50.824							
	9	1:48.034	24.046	54.420	29.568	238.8	16:38.858							
	10	1:48.679	24.713	54.481	29.485	240.4	18:27.537							
	11	1:48.582	24.401	54.258	29.923	236.3	20:16.119							
	12	1:49.139	24.358	54.892	29.889	233.2	22:05.258							
	13	1:57.684	24.464	1:03.709	29.511	238.8	24:02.942							
	14	1:47.893	24.333	53.945	29.615	233.9	25:50.835							
	15	1:48.201	24.001	54.511	29.689	236.3	27:39.036							
	16	1:47.815	23.984	54.028	29.803	236.3	29:26.851							
	17	1:47.301	23.979	53.841	29.481	235.5	31:14.152							
9	Oliver PLASSMANN DEU													
	Ulrich Frankfurt 488 Challenge EVO													
	1	2:01.417	32.571	58.012	30.834	2:01.417								
	2	1:52.377	25.536	56.837	30.004	231.6	3:53.794							
	3	1:52.187	25.019	56.358	30.810	231.6	5:45.981							
	4	1:52.891	25.381	55.951	31.559	232.4	7:38.872							
	5	1:51.771	25.188	55.924	30.659	231.6	9:30.643							
	6	1:50.969	24.759	55.843	30.367	230.8	11:21.612							
	7	1:51.180	24.612	56.189	30.379	233.2	13:12.792							
	8	1:52.821	25.416	56.501	30.904	233.9	15:05.613							
	9	1:52.187	25.338	56.506	30.343	232.4	16:57.800							
	10	1:52.758	25.227	56.926	30.605	233.9	18:50.558							
	11	1:52.085	25.431	56.276	30.378	232.4	20:42.643							



TROFEO PIRELLI

VALENCIA


Race 1

Sector Analysis

_ Invalidated Lap

 Personal Best

 Session Best

 Crossing the pit lane

Lap	Time	Sector 1	Sector 2	Sector 3	T.Spd	Elapsed	Lap	Time	Sector 1	Sector 2	Sector 3	T.Spd	Elapsed
12	1:51.926	24.889	56.152	30.885	233.9	22:34.569	9	1:50.078	24.899	55.328	29.851	236.3	17:05.376
13	1:51.157	24.998	55.886	30.273	235.5	24:25.726	10	1:49.600	24.469	55.191	29.940	235.5	18:54.976
14	1:51.551	24.871	56.054	30.626	234.7	26:17.277	11	1:48.988	24.741	54.708	29.539	235.5	20:43.964
15	1:50.107	24.457	55.545	30.105	234.7	28:07.384	12	1:50.372	24.291	55.859	30.222	236.3	22:34.336
16	1:50.511	24.569	55.851	30.091	233.2	29:57.895	13	1:49.168	24.736	55.079	29.353	237.1	24:23.504
17	1:51.729	25.171	55.954	30.604	233.9	31:49.624	14	1:48.219	24.062	54.794	29.363	236.3	26:11.723
							15	1:50.320	24.282	56.272	29.766	237.1	28:02.043
							16	1:49.071	24.031	55.483	29.557	237.1	29:51.114
							17	1:52.236	24.226	58.345	29.665	237.1	31:43.350

13 Arno DAHLMAYER DEU
Scuderia Niki - Iron Lynx 488 Challenge EVO

1	2:01.675	33.070	58.001	30.604		2:01.675
2	1:50.154	25.058	55.344	29.752	236.3	3:51.829
3	1:49.614	24.959	54.951	29.704	236.3	5:41.443
4	1:48.928	24.532	54.836	29.560	237.9	7:30.371
5	1:49.070	24.282	54.911	29.877	237.1	9:19.441
6	1:48.191	24.083	54.497	29.611	238.8	11:07.632
7	1:48.205	24.269	54.531	29.405	237.1	12:55.837
8	1:50.135	24.225	55.501	30.409	238.8	14:45.972
9	1:49.367	24.549	54.920	29.898	238.8	16:35.339
10	1:49.847	24.378	55.500	29.969	238.8	18:25.186
11	1:49.993	24.368	55.257	30.368	240.4	20:15.179
12	1:49.872	24.755	55.216	29.901	238.8	22:05.051
13	1:50.285	24.237	56.222	29.826	239.6	23:55.336
14	1:50.106	24.360	55.528	30.218	238.8	25:45.442
15	1:48.220	23.923	54.722	29.575	239.6	27:33.662
16	1:48.413	24.096	54.295	30.022	239.6	29:22.075
17	1:49.232	24.479	55.233	29.520	236.3	31:11.307

21 Hugo DELACOUR FRA
Scuderia Monte-Carlo 488 Challenge EVO

1	2:00.383	32.330	57.400	30.653		2:00.383
2	1:50.045	25.138	55.255	29.652	235.5	3:50.428
3	1:49.912	24.939	55.246	29.727	237.1	5:40.340
4	1:49.067	24.608	54.510	29.949	237.1	7:29.407
5	1:48.750	24.281	54.737	29.732	237.1	9:18.157
6	1:48.514	24.337	54.667	29.510	237.9	11:06.671
7	1:48.186	24.202	54.610	29.374	238.8	12:54.857
8	1:48.955	24.411	54.852	29.692	238.8	14:43.812
9	1:50.506	24.358	55.753	30.395	237.9	16:34.318
10	1:50.050	24.702	55.565	29.783	239.6	18:24.368
11	1:49.883	24.680	55.219	29.984	239.6	20:14.251
12	1:50.079	25.249	54.989	29.841	237.9	22:04.330
13	1:49.525	24.386	55.142	29.997	239.6	23:53.855
14	1:48.609	24.046	55.165	29.398	237.9	25:42.464
15	1:47.537	23.916	54.252	29.369	237.1	27:30.001
16	1:48.892	24.480	54.520	29.892	237.1	29:18.893
17	1:49.746	24.424	55.039	30.283	237.1	31:08.639

25 Alessandro COZZI ITA
Formula Racing 488 Challenge EVO

1	2:13.925	31.653	56.533	45.739		2:13.925
2	1:59.855	25.433	1:03.588	30.834	231.6	4:13.780
3	1:51.564	25.122	56.673	29.769	234.7	6:05.344
4	1:50.111	24.779	55.826	29.506	236.3	7:55.455
5	1:49.412	24.474	55.444	29.494	237.9	9:44.867
6	1:49.768	24.382	55.656	29.730	237.1	11:34.635
7	1:50.597	24.908	55.584	30.105	236.3	13:25.232
8	1:50.066	24.271	56.039	29.756	237.1	15:15.298

26 John WARTIQUE BEL
FML - D2P 488 Challenge EVO


1	1:55.914	30.704	55.467	29.743		1:55.914
2	1:48.881	25.150	54.146	29.585	234.7	3:44.795
3	1:47.814	24.310	54.381	29.123	236.3	5:32.609
4	1:48.106	24.745	54.124	29.237	235.5	7:20.715
5	1:47.618	24.347	54.091	29.180	237.1	9:08.333
6	1:47.633	24.268	54.051	29.314	237.9	10:55.966
7	1:48.008	24.448	54.203	29.357	236.3	12:43.974
8	1:47.914	24.192	54.382	29.340	237.1	14:31.888
9	1:48.163	24.219	54.390	29.554	236.3	16:20.051
10	1:48.374	24.194	54.705	29.475	237.1	18:08.425
11	1:48.319	24.296	54.513	29.510	237.1	19:56.744
12	1:48.290	24.229	54.626	29.435	237.1	21:45.034
13	1:48.317	24.294	54.540	29.483	237.9	23:33.351
14	1:47.955	24.215	54.266	29.474	237.1	25:21.306
15	1:47.382	23.989	53.799	29.594	237.1	27:08.688
16	1:47.425	24.029	53.972	29.424	235.5	28:56.113
17	1:48.211	24.199	54.301	29.711	237.9	30:44.324

27 Marco PULCINI ITA
Rossocorsa - Pellin Racing 488 Challenge EVO

1	1:59.667	31.678	57.351	30.638		1:59.667
2	1:49.403	25.042	54.811	29.550	233.9	3:49.070
3	1:49.625	24.696	55.177	29.752	237.1	5:38.695
4	1:49.299	24.690	54.938	29.671	236.3	7:27.994
5	1:49.200	24.771	54.572	29.857	233.9	9:17.194
6	1:48.191	24.145	54.644	29.402	233.2	11:05.385
7	1:48.343	24.570	54.451	29.322	236.3	12:53.728
8	1:49.213	24.378	55.018	29.817	235.5	14:42.941
9	1:49.127	24.641	54.922	29.564	234.7	16:32.068
10	1:49.053	24.404	55.155	29.494	234.7	18:21.121
11	1:49.483	24.965	54.903	29.615	235.5	20:10.604
12	1:49.116	24.868	54.748	29.500	235.5	21:59.720
13	1:50.259	24.676	55.933	29.650	235.5	23:49.979
14	1:48.255	24.415	54.308	29.532	234.7	25:38.234
15	1:48.196	24.388	54.406	29.402	233.9	27:26.430
16	1:50.569	24.301	55.771	30.497	235.5	29:16.999
17	1:50.925	24.879	56.057	29.989	233.9	31:07.924

63 Sergio PAULET ESP
Santogal Madrid - MST Team 488 Challenge EVO

1	1:58.944	31.314	57.164	30.466		1:58.944
2	1:48.347	24.658	54.201	29.488	229.3	3:47.291
3	1:48.380	24.652	54.360	29.368	237.9	5:35.671
4	1:47.971	24.789	54.090	29.092	237.1	7:23.642
5	1:47.728	23.983	54.535	29.210	239.6	9:11.370




TROFEO PIRELLI

VALENCIA

Race 1

Sector Analysis

_ Invalidated Lap							■ Personal Best							■ Session Best							B Crossing the pit lane																																																																																																	
Lap	Time	Sector 1	Sector 2	Sector 3	T.Spd	Elapsed	Lap	Time	Sector 1	Sector 2	Sector 3	T.Spd	Elapsed	Lap	Time	Sector 1	Sector 2	Sector 3	T.Spd	Elapsed	Lap	Time	Sector 1	Sector 2	Sector 3	T.Spd	Elapsed																																																																																											
66 Luka NURMI FIN																																																																																																																						
Formula Racing														488 Challenge EVO																																																																																																								
1	1:55.935	30.174	56.370	29.391		1:55.935	2	1:49.861	25.142	55.216	29.503	237.9	3:45.796	3	1:48.319	24.966	54.427	28.926	241.2	5:34.115	4	1:47.908	24.660	54.139	29.109	237.9	7:22.023	5	1:47.507	24.371	54.011	29.125	238.8	9:09.530	6	1:48.222	24.811	54.176	29.235	239.6	10:57.752	7	1:48.138	24.676	54.316	29.146	238.8	12:45.890	8	1:47.993	24.468	54.488	29.037	239.6	14:33.883	9	1:48.351	24.539	54.374	29.438	239.6	16:22.234	10	1:48.701	24.679	54.914	29.108	238.8	18:10.935	11	1:48.799	24.581	54.685	29.533	238.8	19:59.734	12	1:49.023	24.798	54.855	29.370	237.9	21:48.757	13	1:47.934	24.325	54.295	29.314	237.9	23:36.691	14	1:47.858	24.423	54.031	29.404	237.9	25:24.549	15	1:47.331	23.903	54.101	29.327	238.8	27:11.880	16	1:47.796	24.291	54.325	29.180	237.9	28:59.676	17	1:48.436	24.449	54.405	29.582	237.9	30:48.112
80 Jorge Daniel PINTO LUX																																																																																																																						
FML - D2P														488 Challenge EVO																																																																																																								
1	2:08.642	35.722	1:00.933	31.987		2:08.642	2	1:57.954	26.479	59.792	31.683	231.6	4:06.596	3	1:55.278	25.874	58.052	31.352	234.7	6:01.874	4	1:51.984	25.138	56.553	30.293	236.3	7:53.858	5	1:54.745	25.590	57.296	31.859	237.1	9:48.603	6	1:52.583	25.389	56.783	30.411	236.3	11:41.186	7	1:54.414	25.928	58.224	30.262	237.9	13:35.600	8	1:54.314	25.691	57.704	30.919	237.9	15:29.914	9	1:53.186	25.334	57.552	30.300	237.1	17:23.100	10	1:53.989	26.289	57.157	30.543	237.1	19:17.089	11	1:52.440	25.392	56.547	30.501	237.9	21:09.529	12	1:52.343	25.337	56.821	30.185	237.9	23:01.872	13	1:51.655	24.984	56.471	30.200	238.8	24:53.527	14	1:51.467	24.749	56.501	30.217	237.9	26:44.994	15	1:51.049	24.938	56.091	30.020	237.9	28:36.043	16	1:50.932	24.869	55.717	30.346	238.8	30:26.975	17	1:54.892	25.513	57.161	32.218	237.1	32:21.867
73 Roman ZIEMIAN POL																																																																																																																						
FML - D2P														488 Challenge EVO																																																																																																								
1	2:28.000	B	32.920	1:05.535	49.545	2:28.000	2	3:28.016	2:02.629	55.907	29.480		5:56.016	3	1:52.141	25.619	56.283	30.239	238.8	7:48.157	4	1:51.479	25.331	56.274	29.874	238.8	9:39.636	5	1:50.562	25.297	55.548	29.717	239.6	11:30.198	6	2:25.199	B	29.363	1:07.905	47.931	208.0	13:55.397	7	3:00.167	1:34.706	56.008	29.453		16:55.564	8	1:49.844	24.557	55.614	29.673	239.6	18:45.408	9	1:51.591	25.601	55.870	30.120	240.4	20:36.999	10	1:50.884	24.465	56.715	29.704	240.4	22:27.883	11	1:49.296	24.657	54.825	29.814	242.1	24:17.179	12	1:48.924	24.399	54.815	29.710	241.2	26:06.103	13	1:50.692	24.744	55.976	29.972	239.6	27:56.795	14	1:48.878	24.312	54.907	29.659	241.2	29:45.673	15	1:49.534	24.554	55.086	29.894	241.2	31:35.207													
77 Roger GROUWELS NLD																																																																																																																						
Kroymans - Race Art														488 Challenge EVO																																																																																																								
1	2:06.115		33.764	1:00.037	32.314	2:06.115	2	1:51.428	25.932	55.696	29.800	235.5	3:57.543	3	1:49.545	24.413	55.117	30.015	239.6	5:47.088	4	1:50.446	24.695	55.758	29.993	240.4	7:37.534																																																																																											
83 Michelle GATTING DNK																																																																																																																						
Scuderia Niki - Iron Lynx														488 Challenge EVO																																																																																																								
1	1:54.606		30.035	55.217	29.354	1:54.606	2	1:48.899	24.998	54.818	29.083	239.6	3:43.505	3	1:47.866	24.434	54.522	28.910	240.4	5:31.371	4	1:47.401	24.324	54.269	28.808	240.4	7:18.772	5	1:47.693	24.392	54.304	28.997	241.2	9:06.465	6	1:47.231	24.097	54.156	28.978	242.1	10:53.696	7	1:47.642	24.151	54.340	29.151	242.1	12:41.338	8	1:48.051	24.154	54.746	29.151	240.4	14:29.389	9	1:48.272	24.298	54.755	29.219	237.9	16:17.661	10	1:48.093	24.222	54.579	29.292	237.9	18:05.754	11	1:48.149	24.233	54.736	29.180	237.1	19:53.903	12	1:47.848	24.139	54.510	29.199	240.4	21:41.751	13	1:47.994	23.976	54.518	29.500	238.8	23:29.745	14	1:48.350	23.941	54.977	29.432	235.5	25:18.095	15	1:48.181	23.984	54.763	29.434	237.1	27:06.276	16	1:48.101	23.908	54.817	29.376	238.8	28:54.377	17	1:48.725	24.120	54.722	29.883	235.5	30:43.102
98 Frederik PAULSEN DNK																																																																																																																						
Formula Racing														488 Challenge EVO																																																																																																								
1	2:08.143		35.154	1:00.925	32.064	2:08.143																																																																																																																



TROFEO PIRELLI VALENCIA Race 1

Sector Analysis

— Invalidated Lap
 ■ Personal Best
 ■ Session Best
 ■ Crossing the pit lane

Lap	Time	Sector 1	Sector 2	Sector 3	T.Spd	Elapsed	Lap	Time	Sector 1	Sector 2	Sector 3	T.Spd	Elapsed
2	1:57.976	26.724	59.524	31.728	237.9	4:06.119							
3	1:55.882	25.481	58.495	31.906	235.5	6:02.001							
4	1:55.906	25.866	58.770	31.270	235.5	7:57.907							
5	1:53.145	24.660	57.804	30.681	238.8	9:51.052							
6	1:51.285	24.285	56.462	30.538	239.6	11:42.337							
7	2:00.245	24.338	1:05.290	30.617	237.1	13:42.582							
8	1:49.896	23.958	55.912	30.026	237.9	15:32.478							
9	1:51.089	23.847	57.085	30.157	240.4	17:23.567							
10	1:50.473	25.238	55.333	29.902	237.9	19:14.040							
11	1:47.285	23.664	53.945	29.676	239.6	21:01.325							
12	1:46.364	23.282	53.862	29.220	240.4	22:47.689							
13	1:44.878	23.138	52.790	28.950	238.8	24:32.567							
14	1:43.585	22.958	52.077	28.550	240.4	26:16.152							
15	1:42.819	22.617	52.209	27.993	240.4	27:58.971							
16	1:42.103	22.874	51.437	27.792	241.2	29:41.074							
17	1:41.733	22.643	51.348	27.742	241.2	31:22.807							

99	Omar JACKSON	GBR
	HR Owen - FF Corse	488 Challenge EVO
1	2:05.668	33.571 1:00.066 32.031 2:05.668
2	1:53.572	26.628 56.717 30.227 233.2 3:59.240
3	1:51.441	25.168 56.378 29.895 235.5 5:50.681
4	1:50.693	24.970 56.051 29.672 236.3 7:41.374
5	1:50.030	24.953 55.689 style="background-color: green;">29.388 236.3 9:31.404
6	1:50.986	25.161 55.776 30.049 235.5 11:22.390
7	1:50.667	24.636 55.831 30.200 236.3 13:13.057
8	1:50.488	24.987 55.570 29.931 237.1 15:03.545
9	1:50.596	25.110 55.322 30.164 236.3 16:54.141
10	1:51.201	25.086 55.836 30.279 233.9 18:45.342
11	1:50.866	25.256 55.669 29.941 234.7 20:36.208
12	1:51.813	24.825 56.682 30.306 235.5 22:28.021
13	1:51.205	25.225 56.169 29.811 236.3 24:19.226
14	1:50.871	24.790 55.133 30.948 236.3 26:10.097
15	1:50.012	24.402 55.083 30.527 236.3 28:00.109
16	1:49.175	24.222 style="background-color: green;">54.866 30.087 236.3 29:49.284
17	1:50.047	24.399 55.559 30.089 235.5 31:39.331