

TROFEO PIRELLI

VALENCIA

Test

Sector Analysis

_ Invalidated Lap


■ Personal Best

■ Session Best

B Crossing the pit lane

Lap	Time	Sector 1	Sector 2	Sector 3	T.Sp	Elapsed
2	Ange BARDE					FRA
	SF Côte d'Azur Cannes					488 Challenge EVO
1	5:43.980	3:59.866	1:08.242	35.872		5:43.980
2	1:52.097	27.749	54.199	30.149	215.1	7:36.077
3	1:45.701	25.458	51.572	28.671	235.5	9:21.778
4	1:42.441	23.529	50.653	28.259	239.6	11:04.219
5	1:40.949	23.209	49.802	27.938	238.8	12:45.168
6	1:51.387 B	23.159	49.911	38.317	239.6	14:36.555
7	4:53.320	3:35.348	50.448	27.524		19:29.875
8	1:39.413	22.790	49.164	27.459	239.6	21:09.288
9	1:38.151	22.424	49.098	26.629	240.4	22:47.439
10	1:38.256	22.785	48.893	26.578	242.1	24:25.695
11	1:37.440	22.342	48.551	26.547	240.4	26:03.135
12	1:42.069	22.818	52.342	26.909	240.4	27:45.204
13	1:50.893 B	22.563	49.020	39.310	241.2	29:36.097
14	8:51.577	7:26.540	50.204	34.833		38:27.674
15	1:37.608	22.287	48.804	26.517	240.4	40:05.282
16	1:37.774	22.319	48.847	26.608	240.4	41:43.056
17	1:52.559 B	22.571	49.061	40.927	240.4	43:35.615
18	7:14.102	5:57.583	49.805	26.714		50:49.717
19	1:37.593	22.371	48.815	26.407	240.4	52:27.310
20	1:37.891	22.522	48.881	26.488	241.2	54:05.201
21	1:56.572 B	22.317	48.935	45.320	240.4	56:01.773
22	21:27.789	...	1:00.967	34.860		1:17:29.562
23	1:43.841	25.293	50.320	28.228	170.7	1:19:13.403
24	1:38.424	22.582	49.331	26.511	239.6	1:20:51.827
25	1:36.963	21.892	48.859	26.212	239.6	1:22:28.790
26	1:37.073	22.128	48.334	26.611	241.2	1:24:05.863
27	1:59.751 B	22.283	56.156	41.312	239.6	1:26:05.614
28	6:21.093	4:48.622	1:02.541	29.930		1:32:26.707
29	1:48.525	26.417	54.034	28.074	169.9	1:34:15.232
30	2:37.230 B	30.084	1:16.689	50.457	171.6	1:36:52.462
3	Niccolò SCHIRÒ					ITA
	Rossocorsa					488 Challenge EVO
1	3:10.970	1:50.139	53.633	27.198		3:10.970
2	1:38.168	23.135	48.753	26.280	241.2	4:49.138
3	1:36.092	21.956	48.108	26.028	242.9	6:25.230
4	1:35.730	21.967	47.753	26.010	242.1	8:00.960
5	1:42.265 B	22.390	48.550	31.325	242.9	9:43.225
6	5:51.008	4:36.073	48.819	26.116		15:34.233
7	1:36.050	21.931	47.811	26.308	242.9	17:10.283
8	1:36.007	21.987	48.041	25.979	242.9	18:46.290
9	1:40.698 B	22.118	48.153	30.427	242.9	20:26.988
10	28:22.075	...	52.447	27.939		48:49.063
11	1:38.302	23.117	49.056	26.129	240.4	50:27.365
12	1:35.632	21.921	47.653	26.058	242.9	52:02.997
13	1:43.846	21.795	47.477	34.574	243.8	53:46.843
14	1:44.526 B	21.871	51.662	30.993	242.1	55:31.369
15	36:11.604	...	50.435	27.195		1:31:42.973
16	1:35.947	22.057	47.884	26.006	241.2	1:33:18.920
17	1:45.379 B	22.133	48.765	34.481	242.9	1:35:04.299
18	18:24.103	...	50.040	26.006		1:53:28.402
19	1:36.130	22.182	47.853	26.095	241.2	1:55:04.532
20	1:35.945	22.004	47.724	26.217	242.9	1:56:40.477
21	1:35.758	21.917	47.726	26.115	242.9	1:58:16.235

Lap	Time	Sector 1	Sector 2	Sector 3	T.Sp	Elapsed
22	1:36.352	22.071	48.088	26.193	243.8	1:59:52.587
23	2:00.773 B	22.465	53.122	45.186	242.9	2:01:53.360
4	Christian BRUNSBORG					DNK
	Formula Racing					488 Challenge EVO
1	2:08.866	36.090	1:01.347	31.429		2:08.866
2	1:46.942	25.382	53.660	27.900	230.8	3:55.808
3	1:43.477	24.039	51.320	28.118	237.1	5:39.285
4	1:40.830	23.099	50.539	27.192	239.6	7:20.115
5	1:54.516	25.361	58.310	30.845	217.1	9:14.631
6	1:38.496	22.567	49.301	26.628	238.8	10:53.127
7	2:03.327 B	25.091	56.406	41.830	238.8	12:56.454
8	6:22.836	4:59.001	54.526	29.309		19:19.290
9	1:44.955	24.094	52.621	28.240	239.6	21:04.245
10	1:42.338	23.567	51.223	27.548	238.8	22:46.583
11	1:51.224 B	24.396	50.267	36.561	236.3	24:37.807
12	4:33.209	3:16.085	49.843	27.281		29:11.016
13	1:38.817	22.609	49.423	26.785	241.2	30:49.833
14	1:39.208	22.601	49.619	26.988	242.1	32:29.041
15	1:38.096	22.459	48.972	26.665	242.1	34:07.137
16	1:39.383	22.416	49.353	27.614	242.9	35:46.520
17	1:38.946	22.644	49.303	26.999	242.9	37:25.466
18	2:00.353 B	25.253	58.025	37.075	237.9	39:25.819
19	6:40.319	5:07.002	57.282	36.035		46:06.138
20	1:37.695	22.412	48.698	26.585	240.4	47:43.833
21	1:36.560	22.131	48.224	26.205	241.2	49:20.393
22	1:36.430	22.069	48.264	26.097	242.1	50:56.823
23	1:51.398 B	25.121	52.084	34.193	242.9	52:48.221
24	33:00.408	...	1:05.809	35.471		1:25:48.629
25	1:37.635	22.514	48.543	26.578	240.4	1:27:26.264
26	1:38.810	22.152	48.120	28.538	240.4	1:29:05.074
27	1:36.789	21.963	48.138	26.688	240.4	1:30:41.863
28	1:36.878	22.191	48.252	26.435	240.4	1:32:18.741
29	1:59.851 B	24.756	58.271	36.824	241.2	1:34:18.592
30	18:15.595	...	49.314	26.953		1:52:34.187
31	1:37.542	22.398	48.885	26.259	243.8	1:54:11.729
32	1:37.266	22.541	48.410	26.315	242.9	1:55:48.995
33	1:36.476	22.022	48.239	26.215	240.4	1:57:25.471
34	1:42.763	21.989	53.811	26.963	240.4	1:59:08.234
35	1:52.902 B	22.177	49.375	41.350	241.2	2:01:01.136
6	Thomas NEUBAUER					FRA
	Charles Pozzi - Courage					488 Challenge EVO
1	2:05.477	42.649	54.866	27.962		2:05.477
2	1:39.196	23.064	49.183	26.949	237.1	3:44.673
3	1:41.028	22.534	50.124	28.370	240.4	5:25.701
4	1:40.012	22.724	50.672	26.616	242.9	7:05.713
5	1:54.578 B	23.739	54.079	36.760	241.2	9:00.291
6	4:22.023	3:02.277	52.599	27.147		13:22.314
7	1:38.413	22.230	49.653	26.530	238.8	15:00.727
8	1:37.074	22.139	48.479	26.456	241.2	16:37.801
9	1:37.549	22.190	48.510	26.849	240.4	18:15.350
10	1:39.702	22.428	50.573	26.701	240.4	19:55.052
11	1:47.322 B	22.231	50.408	34.683	241.2	21:42.374
12	6:01.596	4:45.724	49.244	26.628		27:43.970
13	1:38.392	22.527	48.779	27.086	239.6	29:22.362
14	1:43.417 B	22.541	49.133	31.743	241.2	31:05.779




TROFEO PIRELLI
VALENCIA
Test

Sector Analysis

— Invalidated Lap ■ Personal Best ■ Session Best B Crossing the pit lane

Lap	Time	Sector 1	Sector 2	Sector 3	T.Sp	Elapsed	Lap	Time	Sector 1	Sector 2	Sector 3	T.Sp	Elapsed	
15	11:22.322	...	49.374	26.881		42:28.101	9	Oliver PLASSMANN						DEU
16	1:38.432	22.383	49.307	26.742	237.9	44:06.533		Ulrich Frankfurt						488 Challenge EVO
17	1:37.866	22.648	48.645	26.573	239.6	45:44.399		1	4:38.569	2:49.732	1:11.550	37.287		4:38.569
18	1:37.390	22.296	48.559	26.535	239.6	47:21.789		2	2:03.624	35.079	57.837	30.708	152.7	6:42.193
19	1:42.468B	22.517	48.741	31.210	241.2	49:04.257		3	1:49.703	26.709	54.112	28.882	233.2	8:31.896
20	25:09.939	...	49.299	26.421		1:14:14.196		4	1:44.567	23.831	53.041	27.695	238.8	10:16.463
21	1:37.999	22.344	49.034	26.621	239.6	1:15:52.195		5	1:43.100	23.384	51.638	28.078	242.1	11:59.563
22	1:38.073	22.429	48.969	26.675	238.8	1:17:30.268		6	1:55.436B	23.235	51.780	40.421	239.6	13:54.999
23	1:37.551	22.323	48.621	26.607	240.4	1:19:07.819		7	4:29.600	3:05.100	55.143	29.357		18:24.599
24	1:42.674B	22.446	48.960	31.268	239.6	1:20:50.493		8	1:44.996	25.583	51.816	27.597	187.3	20:09.595
25	8:56.768B	7:31.160	53.250	32.358		1:29:47.261		9	1:42.284	23.140	51.600	27.544	243.8	21:51.879
26	3:59.249	2:43.379	49.329	26.541		1:33:46.510		10	1:41.456	23.310	50.746	27.400	244.6	23:33.335
27	2:04.500B	22.006	1:01.704	40.790	239.6	1:35:51.010		11	1:59.467B	24.755	54.579	40.133	242.9	25:32.802
28	16:51.290	...	50.658	26.945		1:52:42.300		12	7:11.569	5:29.072	1:10.624	31.873		32:44.371
29	1:39.063	23.390	49.387	26.286	241.2	1:54:21.363		13	1:42.427	23.491	51.077	27.859	235.5	34:26.798
30	1:36.496	21.956	48.180	26.360	241.2	1:55:57.859		14	1:40.580	22.861	50.525	27.194	242.9	36:07.378
31	1:59.575	22.371	56.815	40.389	242.1	1:57:57.434		15	1:41.086	22.822	50.818	27.446	243.8	37:48.464
32	1:40.854	22.086	48.024	30.744	242.1	1:59:38.288	16	1:39.457	22.700	49.911	26.846	240.4	39:27.921	
33	1:36.518	22.086	48.182	26.250	241.2	2:01:14.806	17	1:40.169	22.819	50.204	27.146	241.2	41:08.090	
8	Nicolò ROSI						CHE	18	1:56.663B	22.807	50.575	43.281	241.2	43:04.753
	Kessel Racing						488 Challenge EVO	19	3:28.168	2:07.932	52.461	27.775		46:32.921
1	8:51.057	7:05.798	1:09.195	36.064		8:51.057	20	1:42.137	23.041	51.048	28.048	242.1	48:15.058	
2	1:55.008	26.496	56.797	31.715	233.9	10:46.065	21	1:40.009	22.617	50.190	27.202	242.9	49:55.067	
3	1:48.104	25.003	53.025	30.076	233.9	12:34.169	22	2:06.293B	27.036	59.879	39.378	240.4	52:01.360	
4	1:46.857	24.253	53.120	29.484	234.7	14:21.026	23	20:48.963	...	53.858	28.010		1:12:50.323	
5	1:46.011	24.005	52.544	29.462	234.7	16:07.037	24	1:42.141	23.085	51.273	27.783	240.4	1:14:32.464	
6	2:02.081B	24.514	59.350	38.217	234.7	18:09.118	25	1:43.065	23.193	51.653	28.219	240.4	1:16:15.529	
7	6:51.857	5:30.218	52.901	28.738		25:00.975	26	1:41.090	23.047	50.619	27.424	241.2	1:17:56.619	
8	1:44.568	23.646	52.611	28.311	236.3	26:45.543	27	1:40.304	22.898	50.162	27.244	240.4	1:19:36.923	
9	1:45.890	23.753	53.630	28.507	237.1	28:31.433	28	1:41.169	23.103	50.426	27.640	241.2	1:21:18.092	
10	2:03.429	42.879	52.316	28.234	238.8	30:34.862	29	1:43.521	23.018	50.850	29.653	242.1	1:23:01.613	
11	1:42.465	23.934	50.740	27.791	238.8	32:17.327	30	2:15.774B	27.990	1:03.699	44.085	215.8	1:25:17.387	
12	1:41.925	23.365	50.684	27.876	238.8	33:59.252	31	8:48.797	7:06.297	1:07.931	34.569		1:34:06.184	
13	2:02.095B	23.638	58.966	39.491	237.9	36:01.347	32	2:24.600B	34.232	1:06.021	44.347	152.4	1:36:30.784	
14	22:14.655	...	55.719	28.922		58:16.002	33	16:23.862	...	56.857	28.458		1:52:54.646	
15	1:42.531	23.404	51.319	27.808	239.6	59:58.533	34	1:39.132	22.542	49.307	27.283	242.1	1:54:33.778	
16	1:41.972	23.370	50.706	27.896	239.6	1:01:40.505	35	1:40.185	22.906	50.298	26.981	242.9	1:56:13.963	
17	1:41.013	23.208	50.398	27.407	240.4	1:03:21.518	36	1:39.835	22.818	49.836	27.181	242.1	1:57:53.798	
18	1:41.966	23.215	50.572	28.179	240.4	1:05:03.484	37	1:45.595	22.905	52.707	29.983	239.6	1:59:39.393	
19	1:56.088B	23.642	53.794	38.652	240.4	1:06:59.572	38	1:40.682	22.945	50.295	27.442	242.9	2:01:20.075	
20	4:19.068	2:46.632	1:02.621	29.815		1:11:18.640	13	Arno DAHLMAYER						DEU
21	1:39.975	23.185	49.834	26.956	239.6	1:12:58.615	Scuderia Niki - Iron Lynx						488 Challenge EVO	
22	1:40.171	23.157	49.841	27.173	238.8	1:14:38.786	1	2:18.700	39.351	1:06.008	33.341		2:18.700	
23	1:40.576	22.948	50.019	27.609	240.4	1:16:19.362	2	2:06.101	31.645	1:01.931	32.525	174.6	4:24.801	
24	1:51.956B	23.332	50.688	37.936	239.6	1:18:11.318	3	2:06.168B	29.085	56.210	40.873	197.9	6:30.969	
25	6:49.509	5:27.239	53.137	29.133		1:25:00.827	4	10:53.169	9:21.440	58.790	32.939		17:24.138	
26	1:42.744	23.264	51.045	28.435	238.8	1:26:43.571	5	1:53.515	27.482	55.298	30.735	180.5	19:17.653	
27	1:41.010	22.891	50.090	28.029	240.4	1:28:24.581	6	2:00.353B	26.436	54.097	39.820	213.8	21:18.006	
28	1:41.607	23.510	50.469	27.628	242.1	1:30:06.188	7	11:39.794	...	50.154	27.522		32:57.800	
29	1:41.327	23.159	50.352	27.816	241.2	1:31:47.515	8	1:39.626	23.291	49.552	26.783	237.9	34:37.426	
30	1:50.532B	23.171	50.883	36.478	242.1	1:33:38.047	9	1:38.014	22.214	49.156	26.644	240.4	36:15.440	
31	22:17.637	...	54.444	27.347		1:55:55.684	10	1:48.480B	22.547	51.525	34.408	239.6	38:03.920	
32	1:40.320	22.747	49.815	27.758	241.2	1:57:36.004	11	6:03.910	4:42.104	53.301	28.505		44:07.830	
33	1:40.259	23.073	49.873	27.313	241.2	1:59:16.263	12	1:42.430	23.836	50.728	27.866	236.3	45:50.260	
34	1:40.749	23.248	50.031	27.470	239.6	2:00:57.012	13	1:42.996	22.999	51.562	28.435	238.8	47:33.256	



TROFEO PIRELLI
VALENCIA
Test
Sector Analysis

4.005 m.

— Invalidated Lap ■ Personal Best ■ Session Best **B** Crossing the pit lane

Lap	Time	Sector 1	Sector 2	Sector 3	T.Spd	Elapsed	Lap	Time	Sector 1	Sector 2	Sector 3	T.Spd	Elapsed
14	1:41.752	23.457	50.526	27.769	237.9	49:15.008	34	5:57.496 B	4:22.239	55.153	40.104		1:35:32.047
15	1:41.103	23.451	50.154	27.498	237.9	50:56.111	35	17:23.233	...	55.010	27.768		1:52:55.280
16	1:43.271	25.208	50.918	27.145	224.1	52:39.382	36	1:41.596	22.762	51.616	27.218	239.6	1:54:36.876
17	1:47.198 B	23.165	50.242	33.791	238.8	54:26.580	37	1:39.912	22.726	49.944	27.242	240.4	1:56:16.788
18	7:45.855	6:22.422	55.734	27.699		1:02:12.435	38	1:42.871	22.945	52.384	27.542	240.4	1:57:59.659
19	1:38.541	22.756	49.274	26.511	239.6	1:03:50.976	39	1:40.914	22.762	50.013	28.139	241.2	1:59:40.573
20	1:38.302	22.478	48.992	26.832	238.8	1:05:29.278	40	1:40.230	22.949	50.102	27.179	241.2	2:01:20.803
21	1:45.667	22.817	55.239	27.611	240.4	1:07:14.945							
22	1:38.457	22.591	49.195	26.671	241.2	1:08:53.402							
23	1:39.098	22.746	49.339	27.013	241.2	1:10:32.500							
24	1:38.372	22.505	49.276	26.591	241.2	1:12:10.872							
25	1:57.142 B	22.604	56.680	37.858	241.2	1:14:08.014							
26	16:03.389	...	50.909	27.056		1:30:11.403							
27	1:37.323	22.286	48.628	26.409	241.2	1:31:48.726							
28	1:38.488	22.169	49.926	26.393	242.9	1:33:27.214							
29	1:45.456 B	22.166	48.818	34.472	242.9	1:35:12.670							
30	17:27.434	...	50.868	26.939		1:52:40.104							
31	1:39.179	22.751	49.754	26.674	239.6	1:54:19.283							
32	1:40.666	22.906	50.550	27.210	241.2	1:55:59.949							
33	1:39.005	22.573	49.598	26.834	240.4	1:57:38.954							
34	1:40.478	22.775	50.623	27.080	242.1	1:59:19.432							
35	1:48.077 B	23.193	49.636	35.248	241.2	2:01:07.509							

21	Hugo DELACOUR	FRA				
	Scuderia Monte-Carlo	488 Challenge EVO				
1	1:55.092	35.497	52.383	27.212		1:55.092
2	1:40.601	22.760	50.425	27.416	239.6	3:35.693
3	1:41.079	22.575	51.103	27.401	240.4	5:16.772
4	1:39.062	22.484	49.824	26.754	240.4	6:55.834
5	1:53.175 B	23.439	54.442	35.294	241.2	8:49.009
6	8:42.642	7:25.193	50.409	27.040		17:31.651
7	1:39.635	22.544	50.210	26.881	240.4	19:11.286
8	1:49.292 B	22.458	50.125	36.709	241.2	21:00.578
9	8:21.348	7:00.587	51.838	28.923		29:21.926
10	1:43.972	24.087	51.292	28.593	205.6	31:05.898
11	1:43.908	22.892	52.806	28.210	239.6	32:49.806
12	1:41.483	22.863	51.420	27.200	240.4	34:31.289
13	1:58.460 B	24.350	55.671	38.439	242.1	36:29.749
14	9:08.810	7:46.594	54.697	27.519		45:38.559
15	1:38.840	22.281	49.750	26.809	239.6	47:17.399
16	1:38.318	22.481	49.368	26.469	240.4	48:55.717
17	1:38.412	22.442	49.293	26.677	240.4	50:34.129
18	1:49.417 B	22.582	49.760	37.075	239.6	52:23.546
19	4:45.528	3:28.813	49.942	26.773		57:09.074
20	1:37.605	22.135	48.853	26.617	240.4	58:46.679
21	1:37.939	22.408	49.005	26.526	240.4	1:00:24.618
22	1:37.303	22.124	48.758	26.421	240.4	1:02:01.921
23	1:53.322 B	23.436	52.841	37.045	241.2	1:03:55.243
24	7:43.538	6:26.632	50.323	26.583		1:11:38.781
25	1:37.129	22.136	48.574	26.419	240.4	1:13:15.910
26	1:36.980	21.968	48.635	26.377	240.4	1:14:52.890
27	1:36.841	22.013	48.620	26.208	241.2	1:16:29.731
28	1:48.925 B	22.946	50.665	35.314	241.2	1:18:18.656
29	4:22.530	3:05.660	49.840	27.030		1:22:41.186
30	1:40.220	22.706	49.988	27.526	240.4	1:24:21.406
31	1:39.696	22.841	49.907	26.948	239.6	1:26:01.102
32	1:39.390	22.801	49.563	27.026	240.4	1:27:40.492
33	1:54.059 B	23.041	54.063	36.955	240.4	1:29:34.551


25	Alessandro COZZI	ITA				
	Formula Racing	488 Challenge EVO				
1	9:44.164	8:08.687	1:02.883	32.594		9:44.164
2	1:47.982	27.188	53.966	26.828	133.1	11:32.146
3	1:39.131	23.354	49.046	26.731	240.4	13:11.277
4	2:04.018 B	25.351	57.646	41.021	240.4	15:15.295
5	11:25.261	...	52.971	29.875		26:40.556
6	1:48.194	27.286	54.092	26.816	105.9	28:28.750
7	1:38.125	22.631	48.918	26.576	239.6	30:06.875
8	1:38.149	22.529	48.942	26.678	240.4	31:45.024
9	2:04.735 B	23.096	58.625	43.014	241.2	33:49.759
10	7:11.058	5:50.740	51.556	28.762		41:00.817
11	1:43.814	23.684	52.329	27.801	237.1	42:44.631
12	1:41.975	23.042	50.900	28.033	237.1	44:26.606
13	1:41.168	23.206	50.389	27.573	235.5	46:07.774
14	1:42.067	23.456	50.825	27.786	237.1	47:49.841
15	1:41.651	23.619	50.324	27.708	237.9	49:31.492
16	1:58.628 B	23.254	51.395	43.979	236.3	51:30.120
17	6:33.306	5:11.535	54.688	27.083		58:03.426
18	1:38.101	22.663	48.618	26.820	237.9	59:41.527
19	1:38.660	22.504	49.248	26.908	238.8	1:01:20.187
20	1:46.309	22.847	53.084	30.378	241.2	1:03:06.496
21	1:38.138	22.455	48.944	26.739	239.6	1:04:44.634
22	1:38.414	22.528	49.239	26.647	238.8	1:06:23.048
23	2:06.105 B	22.788	57.347	45.970	238.8	1:08:29.153
24	23:46.304	...	53.202	27.258		1:32:15.457
25	1:40.938	24.175	49.914	26.849	237.1	1:33:56.395
26	2:15.939 B	23.124	1:04.460	48.355	238.8	1:36:12.334
27	16:20.352	...	49.426	26.788		1:52:32.686
28	1:38.776	22.808	49.024	26.944	237.1	1:54:11.462
29	1:39.798	23.208	49.692	26.898	237.9	1:55:51.260
30	1:38.720	22.696	49.189	26.835	238.8	1:57:29.980
31	1:39.013	22.875	49.189	26.949	237.9	1:59:08.993
32	1:55.180 B	22.728	52.836	39.616	238.8	2:01:04.173

26	John WARTIQUE	BEL				
	FML - D2P	488 Challenge EVO				
1	2:06.426	43.086	55.100	28.240		2:06.426
2	1:38.821	22.977	49.072	26.772	244.6	3:45.247
3	1:39.867	22.471	49.106	28.290	248.1	5:25.114
4	1:38.463	23.034	48.986	26.443	242.9	7:03.577
5	1:50.778 B	22.609	51.646	36.523	242.9	8:54.355
6	5:55.502	4:31.071	57.260	27.171		14:49.857
7	1:49.838	22.201	1:01.023	26.614	244.6	16:39.695
8	1:36.840	22.060	48.602	26.178	243.8	18:16.535
9	1:36.867	22.237	48.421	26.209	245.5	19:53.402
10	1:36.868	22.107	48.390	26.371	244.6	21:30.270
11	1:54.635 B	24.449	54.218	35.968	223.4	23:24.905
12	32:39.205	...	53.275	27.916		56:04.110




Trofeo

RICHARD MILLE

TROFEO PIRELLI
VALENCIA
Test

Sector Analysis


_ Invalidated Lap							■ Personal Best							■ Session Best							B Crossing the pit lane													
Lap	Time	Sector 1	Sector 2	Sector 3	T.Sp	Elapsed	Lap	Time	Sector 1	Sector 2	Sector 3	T.Sp	Elapsed	Lap	Time	Sector 1	Sector 2	Sector 3	T.Sp	Elapsed	Lap	Time	Sector 1	Sector 2	Sector 3	T.Sp	Elapsed							
13	1:37.955	22.332	49.063	26.560	242.9	57:42.065	16	1:35.974	22.080	47.723	26.171	241.2	54:53.297	17	1:40.026	21.826	49.760	28.440	240.4	56:33.323	18	1:44.659 B	22.134	49.418	33.107	239.6	58:17.982							
14	1:37.099	22.240	48.541	26.318	242.9	59:19.164	66 Luka NURMI FIN Formula Racing 488 Challenge EVO																											
15	1:37.122	22.240	48.478	26.404	243.8	1:00:56.286	1	3:22.796	1:56.916	56.986	28.894		3:22.796	2	1:41.968	23.631	51.394	26.943	241.2	5:04.764	3	1:40.104	23.042	50.142	26.920	241.2	6:44.868							
16	1:37.036	22.202	48.530	26.304	243.8	1:02:33.322	4	1:39.885	22.651	50.187	27.047	242.9	8:24.753	5	1:39.790	22.718	50.380	26.692	242.1	10:04.543	6	1:39.564	22.580	49.953	27.031	242.9	11:44.107							
17	1:37.142	22.211	48.471	26.460	241.2	1:04:10.464	7	1:49.562 B	22.673	50.138	36.751	242.9	13:33.669	8	6:14.551	4:56.708	51.020	26.823		19:48.220	9	1:39.036	22.631	49.883	26.522	242.1	21:27.256							
18	1:37.126	22.272	48.526	26.328	243.8	1:05:47.590	10	1:40.131	22.929	50.556	26.646	242.9	23:07.387	11	1:39.411	22.684	50.014	26.713	242.9	24:46.798	12	1:48.775 B	22.809	50.201	35.765	242.9	26:35.573							
19	1:37.451	22.274	48.640	26.537	243.8	1:07:25.041	13	10:54.313	9:36.712	50.348	27.253		37:29.886	14	1:39.081	22.787	49.889	26.405	241.2	39:08.967	15	1:38.002	22.489	49.174	26.339	242.1	40:46.969							
20	1:37.530	22.354	48.701	26.475	241.2	1:09:02.571	16	1:38.440	22.501	49.574	26.365	242.1	42:25.409	17	1:38.187	22.461	49.319	26.407	242.1	44:03.596	18	1:43.793 B	22.652	49.467	31.674	242.1	45:47.389							
21	1:38.376	22.283	48.946	27.147	244.6	1:10:40.947	19	21:00.572	...	50.683	26.703		1:06:47.961	20	1:37.931	22.625	48.864	26.442	242.9	1:08:25.892	21	1:37.252	22.353	48.603	26.296	243.8	1:10:03.144							
22	1:48.203 B	23.813	50.630	33.760	215.8	1:12:29.150	22	1:37.941	22.428	48.958	26.555	242.1	1:11:41.085	23	1:38.258	22.480	49.420	26.358	242.1	1:13:19.343	24	1:38.231	22.480	49.364	26.387	241.2	1:14:57.574							
27 Marco PULCINI ITA Rossocorsa - Pellin Racing 488 Challenge EVO							25	1:45.567 B	22.451	49.999	33.117	241.2	1:16:43.141	26	5:11.714	3:50.848	52.871	27.995		1:21:54.855	27	1:38.789	23.233	49.132	26.424	226.3	1:23:33.644	28	1:37.103	22.503	48.539	26.061	242.1	1:25:10.747
1	5:54.307 B	4:23.165	55.036	36.106		5:54.307	29	1:36.324	22.074	48.341	25.909	242.1	1:26:47.071	30	1:36.983	22.084	48.455	26.444	242.9	1:28:24.054	31	1:36.679	22.250	48.308	26.121	242.1	1:30:00.733							
2	3:58.034	2:37.038	54.297	26.699		9:52.341	32	1:43.317 B	22.343	48.562	32.412	241.2	1:31:44.050	33	23:32.484	...	49.130	26.276		1:55:16.534	34	1:37.409	22.164	48.823	26.422	242.9	1:56:53.943							
3	1:38.214	22.825	48.835	26.554	242.1	11:30.555	35	1:36.730	22.111	48.353	26.266	244.6	1:58:30.673	36	1:36.678	22.165	48.301	26.212	241.2	2:00:07.351	73 Roman ZIEMIAN POL FML - D2P 488 Challenge EVO													
4	1:54.360 B	26.017	51.920	36.423	241.2	13:24.915	1	3:59.099	2:30.793	59.273	29.033		3:59.099	2	1:42.745	24.342	50.050	28.353	244.6	5:41.844	3	1:38.835	22.904	49.487	26.444	242.1	7:20.679							
5	10:35.445	9:11.540	56.341	27.564		24:00.360	4	1:55.734 B	22.897	55.193	37.644	244.6	9:16.413	5	5:46.359	4:26.818	52.040	27.501		15:02.772	6	1:41.035	23.295	50.678	27.062	251.7	16:43.807							
6	1:41.002	23.156	50.691	27.155	240.4	25:41.362	7	1:41.454	23.154	50.965	27.335	249.9	18:25.261	8	1:41.896	23.708	50.971	27.217	247.3	20:07.157	9	1:40.756	23.092	50.577	27.087	244.6	21:47.913							
7	1:41.601	23.349	49.732	28.520	241.2	27:22.963	10	1:41.382	22.929	50.519	27.934	249.0	23:29.295	11	1:40.921	23.150	50.265	27.506	247.3	25:10.216	12	2:06.488 B	23.323	1:00.230	42.935	247.3	27:16.704							
8	1:39.401	22.850	49.983	26.568	242.1	29:02.364																												
9	1:41.642	22.584	51.912	27.146	240.4	30:44.006																												
10	1:52.116 B	22.489	50.651	38.976	240.4	32:36.122																												
11	6:48.492	5:18.739	1:00.031	29.722		39:24.614																												
12	1:37.814	22.447	48.720	26.647	240.4	41:02.428																												
13	1:38.946	22.436	49.981	26.529	240.4	42:41.374																												
14	1:38.342	22.608	49.099	26.635	240.4	44:19.716																												
15	1:40.009	22.668	49.214	28.127	238.8	45:59.725																												
16	2:12.218 B	28.580	58.860	44.778	165.0	48:11.943																												
17	36:02.904	...	51.275	27.004		1:24:14.847																												
18	1:40.084	22.431	49.385	28.268	240.4	1:25:54.931																												
19	1:39.482	22.461	49.758	27.263	241.2	1:27:34.413																												
20	1:39.597	22.415	49.950	27.232	239.6	1:29:14.010																												
21	1:41.569	24.391	49.665	27.513	192.5	1:30:55.579																												
22	1:51.425 B	22.789	49.778	38.858	238.8	1:32:47.004																												
23	20:43.879	...	56.003	26.609		1:53:30.883																												
24	1:37.119	22.043	48.820	26.256	241.2	1:55:08.002																												
25	1:37.105	22.255	48.590	26.260	240.4	1:56:45.107																												
26	1:51.226 B	22.439	49.326	39.461	239.6	1:58:36.333																												
63 Sergio PAULET ESP Santogal Madrid - MST Team 488 Challenge EVO																																		
1	6:06.805	4:26.709	1:04.806	35.290		6:06.805																												
2	1:51.543	28.656	55.386	27.501	156.1	7:58.348																												
3	1:41.359	23.982	50.560	26.817	236.3	9:39.707																												
4	1:42.804	22.793	51.329	28.682	237.9	11:22.511																												
5	1:37.751	22.343	48.827	26.581	241.2	13:00.262																												
6	1:40.094	22.738	48.997	28.359	241.2	14:40.356																												
7	1:55.882 B	26.909	52.884	36.089	177.2	16:36.238																												
8	19:19.544	...	1:07.232	40.135		35:55.782																												
9	2:04.719	30.249	59.945	34.525	162.0	38:00.501																												
10	1:46.349	26.478	51.845	28.026	164.6	39:46.850																												
11	1:41.246	23.124	49.924	28.198	236.3	41:28.096																												
12	1:38.228	22.636	48.971	26.621	239.6	43:06.324																												
13	1:37.245	22.559	48.472	26.214	240.4	44:43.569																												
14	1:50.166 B	23.993	52.111	34.062	238.8	46:33.735																												
15	6:43.588	5:22.261	54.019	27.308		53:17.323																												



TROFEO PIRELLI
VALENCIA
Test

Sector Analysis

_ Invalidated Lap							■ Personal Best		■ Session Best		■ Crossing the pit lane			
Lap	Time	Sector 1	Sector 2	Sector 3	T.Sp	Elapsed	Lap	Time	Sector 1	Sector 2	Sector 3	T.Sp	Elapsed	
13	7:49.715	6:24.977	55.727	29.011		35:06.419	26	38:31.397	...	49.444	26.861		1:52:33.911	
14	1:37.207	22.290	48.456	26.461	249.0	36:43.626	27	1:41.319	22.274	50.056	28.989	243.8	1:54:15.230	
15	1:43.938 B	22.549	49.646	31.743	246.4	38:27.564	28	1:38.851	22.651	49.173	27.027	244.6	1:55:54.081	
16	3:27.387	2:11.329	49.233	26.825		41:54.951	29	1:37.703	22.237	48.823	26.643	243.8	1:57:31.784	
17	1:37.997	22.399	49.164	26.434	246.4	43:32.948	30	1:38.871	22.238	49.289	27.344	245.5	1:59:10.655	
18	1:43.481	22.328	52.467	28.686	253.6	45:16.429	31	1:42.704	22.710	50.508	29.486	243.8	2:00:53.359	
19	1:38.870	22.389	49.814	26.667	249.9	46:55.299								
20	1:46.937 B	22.359	49.779	34.799	252.7	48:42.236								
21	4:26.257	3:05.972	53.911	26.374		53:08.493								
22	1:47.463 B	22.452	50.017	34.994	248.1	54:55.956								
23	7:39.801	6:25.264	48.302	26.235		1:02:35.757								
24	1:49.224 B	22.107	48.305	38.812	249.0	1:04:24.981								
25	5:51.290	4:36.151	48.888	26.251		1:10:16.271								
26	1:46.596 B	22.342	48.136	36.118	248.1	1:12:02.867								
27	5:12.693	3:55.353	50.446	26.894		1:17:15.560								
28	1:41.339	22.599	51.258	27.482	246.4	1:18:56.899								
29	1:38.846	22.564	49.449	26.833	248.1	1:20:35.745								
30	1:39.397	22.618	49.933	26.846	249.9	1:22:15.142								
31	1:39.599	22.704	50.064	26.831	247.3	1:23:54.741								
32	1:39.458	22.661	50.058	26.739	250.8	1:25:34.199								
33	1:39.232	22.677	49.618	26.937		1:27:13.431								
34	2:03.542 B	22.843	59.632	41.067	245.5	1:29:16.973								
35	2:35.329	1:16.749	50.863	27.717		1:31:52.302								
36	1:39.128	22.772	49.628	26.728	253.6	1:33:31.430								
37	1:46.484 B	22.587	50.217	33.680	249.0	1:35:17.914								
38	17:31.987	...	54.793	29.022		1:52:49.901								
39	1:37.584	22.181	49.259	26.144	242.9	1:54:27.485								
40	1:36.602	22.205	48.322	26.075	250.8	1:56:04.087								
41	1:37.137	22.190	48.724	26.223	247.3	1:57:41.224								
42	1:47.704 B	23.146	51.352	33.206	249.9	1:59:28.928								
77	Roger GROUWELS						NLD							
	Kroymans - Race Art						488 Challenge EVO							
1	7:46.987	6:12.899	1:00.757	33.331		7:46.987	1	5:31.632	3:41.297	1:13.984	36.351		5:31.632	
2	1:49.595	27.510	53.238	28.847	188.8	9:36.582	2	2:02.500	28.450	1:02.211	31.839	230.1	7:34.132	
3	1:42.748	23.183	51.245	28.320	242.1	11:19.330	3	1:57.832	27.162	59.875	30.795	236.3	9:31.964	
4	1:40.311	22.699	49.824	27.788	242.1	12:59.641	4	2:03.134 B	25.825	55.910	41.399	237.9	11:35.098	
5	1:41.302	22.736	50.310	28.256	242.1	14:40.943	5	4:31.178	3:04.796	56.751	29.631		16:06.276	
6	2:03.778 B	22.420	59.671	41.687	242.9	16:44.721	6	2:17.694	24.962	1:22.416	30.316	238.8	18:23.970	
7	20:21.062	...	50.181	27.401		37:05.783	7	1:51.297	25.675	56.324	29.298	237.1	20:15.267	
8	1:41.342	22.248	51.968	27.126	242.9	38:47.125	8	1:47.824	24.877	53.940	29.007	237.1	22:03.091	
9	1:41.843	23.456	51.251	27.136	243.8	40:28.968	9	1:47.082	24.465	53.491	29.126	239.6	23:50.173	
10	1:38.414	22.414	49.067	26.933	242.1	42:07.382	10	1:46.918	24.410	53.754	28.754	237.9	25:37.091	
11	1:38.499	22.310	49.607	26.582	242.1	43:45.881	11	1:45.894	24.158	52.889	28.847	237.9	27:22.985	
12	1:48.905 B	22.452	49.520	36.933	243.8	45:34.786	12	2:02.453 B	25.580	55.304	41.569	217.1	29:25.438	
13	5:16.123	3:59.162	50.114	26.847		50:50.909	13	6:39.862	5:16.983	53.716	29.163		36:05.300	
14	1:38.286	22.292	49.335	26.659	244.6	52:29.195	14	1:47.484	24.063	54.340	29.081	239.6	37:52.784	
15	1:37.911	22.310	48.861	26.740	246.4	54:07.106	15	1:46.079	23.631	53.537	28.911	239.6	39:38.863	
16	1:39.273	22.283	48.981	28.009	246.4	55:46.379	16	1:45.646	24.120	52.924	28.602	239.6	41:24.509	
17	1:39.018	22.530	49.745	26.743	242.9	57:25.397	17	1:45.725	23.879	53.174	28.672	240.4	43:10.234	
18	1:39.087	22.270	49.244	27.573	242.9	59:04.484	18	1:44.736	23.894	52.747	28.095	240.4	44:54.970	
19	1:52.216 B	22.506	51.573	38.137	242.1	1:00:56.700	19	1:44.362	23.627	52.365	28.370	240.4	46:39.332	
20	4:33.172	3:11.181	52.848	29.143		1:05:29.872	20	1:56.053 B	24.386	52.141	39.526	240.4	48:35.385	
21	1:39.356	22.840	49.922	26.594	227.8	1:07:09.228	21	25:24.302	...	1:00.432	30.470		1:13:59.687	
22	1:36.860	22.115	48.477	26.268	244.6	1:08:46.088	22	1:44.685	23.624	53.342	27.719	237.1	1:15:44.372	
23	1:37.128	22.105	48.899	26.124	243.8	1:10:23.216	23	1:58.487	23.911	1:06.748	27.828	238.8	1:17:42.859	
24	1:36.980	22.222	48.292	26.466	244.6	1:12:00.196	24	1:43.955	23.573	52.334	28.048	238.8	1:19:26.814	
25	2:02.318 B	23.952	58.588	39.778	242.9	1:14:02.514	25	1:51.615 B	23.644	52.162	35.809	239.6	1:21:18.429	
83	Michelle GATTING						DNK							
	Scuderia Niki - Iron Lynx						488 Challenge EVO							
1	2:43.538	1:07.756	1:03.097	32.685		2:43.538	1	2:43.538	1:07.756	1:03.097	32.685		2:43.538	
2	1:58.107	28.534	58.361	31.212	172.0	4:41.645	2	1:58.107	28.534	58.361	31.212	172.0	4:41.645	
3	1:52.614	27.025	56.513	29.076	191.4	6:34.259	3	1:52.614	27.025	56.513	29.076	191.4	6:34.259	
4	1:50.044	26.123	53.379	30.542	242.1	8:24.303	4	1:50.044	26.123	53.379	30.542	242.1	8:24.303	
5	2:06.751 B	29.498	59.722	37.531	199.7	10:31.054	5	2:06.751 B	29.498	59.722	37.531	199.7	10:31.054	
6	12:44.629	...	1:03.614	30.407		23:15.683	6	12:44.629	...	1:03.614	30.407		23:15.683	
7	1:55.449	28.977	55.548	30.924	159.4	25:11.132	7	1:55.449	28.977	55.548	30.924	159.4	25:11.132	
8	1:49.157	25.667	54.207	29.283	234.7	27:00.289	8	1:49.157	25.667	54.207	29.283	234.7	27:00.289	



TROFEO PIRELLI

VALENCIA


Test

Sector Analysis

_ Invalidated Lap

 Personal Best

 Session Best

 Crossing the pit lane

Lap	Time	Sector 1	Sector 2	Sector 3	T.Spd	Elapsed	Lap	Time	Sector 1	Sector 2	Sector 3	T.Spd	Elapsed
9	1:49.026	25.473	54.327	29.226	240.4	28:49.315	34	22:42.127	...	50.662	32.497		1:53:03.696
10	2:03.562	28.159	1:03.111	32.292	240.4	30:52.877	35	1:39.955	22.630	50.171	27.154	242.1	1:54:43.651
11	1:43.119	23.113	51.147	28.859	239.6	32:35.996	36	1:38.408	22.588	49.243	26.577	242.1	1:56:22.059
12	1:39.939	22.463	50.273	27.203	241.2	34:15.935	37	1:40.199	22.432	49.311	28.456	242.1	1:58:02.258
13	1:46.971 B	23.242	49.797	33.932	242.1	36:02.906	38	1:50.784 B	24.287	51.279	35.218	224.9	1:59:53.042
14	13:39.655	...	1:00.556	27.653		49:42.561	99 Omar JACKSON GBR						
15	1:36.445	22.118	48.236	26.091	241.2	51:19.006	HR Owen - FF Corse 488 Challenge EVO						
16	1:36.291	21.983	48.139	26.169	241.2	52:55.297	1	3:37.121	2:06.344	59.902	30.875		3:37.121
17	1:36.924	21.981	48.484	26.459	242.1	54:32.221	2	1:49.893	25.636	52.684	31.573	202.6	5:27.014
18	1:44.262 B	22.297	49.044	32.921	241.2	56:16.483	3	1:41.952	23.814	50.535	27.603	224.9	7:08.966
19	8:50.355	7:33.916	49.717	26.722		1:05:06.838	4	1:40.847	22.921	49.844	28.082	239.6	8:49.813
20	1:38.456	22.319	49.305	26.832	242.9	1:06:45.294	5	2:07.764 B	25.616	1:01.577	40.571	238.8	10:57.577
21	1:37.150	22.115	48.553	26.482	242.1	1:08:22.444	6	16:00.087	...	1:02.590	35.048		26:57.664
22	1:36.660	21.902	48.492	26.266	242.9	1:09:59.104	7	1:55.018	26.394	57.998	30.626	233.9	28:52.682
23	1:42.258 B	22.024	48.448	31.786	243.8	1:11:41.362	8	1:53.868	26.044	57.986	29.838	235.5	30:46.550
24	6:37.831	5:21.557	49.502	26.772		1:18:19.193	9	1:50.422	25.319	54.782	30.321	235.5	32:36.972
25	1:36.678	22.090	48.299	26.289	242.1	1:19:55.871	10	1:48.010	24.977	53.701	29.332	235.5	34:24.982
26	1:37.439	22.518	48.493	26.428	243.8	1:21:33.310	11	1:46.587	24.285	53.755	28.547	235.5	36:11.569
27	1:42.833 B	22.150	48.436	32.247	243.8	1:23:16.143	12	1:46.985	23.990	53.706	29.289	235.5	37:58.554
28	33:18.103	...	56.330	26.798		1:56:34.246	13	1:43.848	23.731	52.066	28.051	236.3	39:42.402
29	1:36.033	21.856	47.827	26.350	242.1	1:58:10.279	14	2:08.971 B	24.906	1:03.220	40.845	237.1	41:51.373
30	1:43.372 B	21.915	47.907	33.550	243.8	1:59:53.651	15	6:36.138	5:14.997	52.709	28.432		48:27.511
98 Frederik PAULSEN DNK							Formula Racing 488 Challenge EVO						
1	3:58.032 B	2:17.020	1:00.188	40.824		3:58.032	16	1:43.734	23.577	52.402	27.755	235.5	50:11.245
2	3:14.214	1:48.075	57.884	28.255		7:12.246	17	1:42.949	23.460	51.745	27.744	236.3	51:54.194
3	1:44.833	23.813	50.873	30.147	237.9	8:57.079	18	1:56.919 B	23.770	51.693	41.456	236.3	53:51.113
4	1:58.081 B	25.874	52.525	39.682	230.1	10:55.160	19	24:51.171	...	58.974	27.980		1:18:42.284
5	4:21.529	3:00.402	52.288	28.839		15:16.689	20	1:40.244	23.112	50.007	27.125	237.9	1:20:22.528
6	1:42.303	23.426	51.132	27.745	237.1	16:58.992	21	1:39.215	22.930	49.570	26.715	239.6	1:22:01.743
7	1:40.901	23.304	50.424	27.173	238.8	18:39.893	22	1:45.162	23.111	52.598	29.453	239.6	1:23:46.905
8	1:39.859	22.809	50.003	27.047	238.8	20:19.752	23	2:15.264 B	23.054	1:12.243	39.967	238.8	1:26:02.169
9	1:59.231 B	23.260	57.550	38.421	239.6	22:18.983	24	9:48.199 B	8:04.577	1:02.351	41.271		1:35:50.368
10	6:36.477	5:12.954	55.135	28.388		28:55.460	25	17:07.122	...	58.732	27.755		1:52:57.490
11	1:45.528	24.258	53.651	27.619	239.6	30:40.988	26	1:41.008	22.709	51.233	27.066	239.6	1:54:38.498
12	1:40.938	22.978	50.792	27.168	237.1	32:21.926	27	1:40.014	22.960	49.961	27.093	240.4	1:56:18.512
13	1:40.404	22.885	50.434	27.085	238.8	34:02.330	28	1:53.128	23.341	59.663	30.124	241.2	1:58:11.640
14	1:41.347	22.804	50.822	27.721	239.6	35:43.677	29	1:40.780	22.889	50.539	27.352	240.4	1:59:52.420
15	1:51.757 B	23.033	50.633	38.091	238.8	37:35.434	30	1:57.398 B	23.380	53.281	40.737	241.2	2:01:49.818
16	7:55.799	6:32.102	55.770	27.927		45:31.233							
17	1:44.608	24.388	53.151	27.069	240.4	47:15.841							
18	1:37.529	22.316	48.882	26.331	240.4	48:53.370							
19	1:38.081	22.645	48.997	26.439	240.4	50:31.451							
20	1:44.662 B	22.376	49.130	33.156	240.4	52:16.113							
21	5:52.243	4:33.488	50.342	28.413		58:08.356							
22	1:37.550	22.295	48.897	26.358	241.2	59:45.906							
23	1:38.163	22.401	49.021	26.741	240.4	1:01:24.069							
24	1:38.351	22.540	49.205	26.606	240.4	1:03:02.420							
25	1:44.860 B	22.385	48.996	33.479	240.4	1:04:47.280							
26	9:13.654	7:55.651	50.021	27.982		1:14:00.934							
27	1:40.023	22.779	50.546	26.698	238.8	1:15:40.957							
28	1:51.858 B	22.473	51.161	38.224	239.6	1:17:32.815							
29	6:03.190	4:47.326	49.408	26.456		1:23:36.005							
30	1:38.306	22.336	49.304	26.666	241.2	1:25:14.311							
31	1:37.934	22.419	49.077	26.438	240.4	1:26:52.245							
32	1:37.967	22.368	49.210	26.389	242.1	1:28:30.212							
33	1:51.357 B	24.843	51.886	34.628	242.1	1:30:21.569							