


COPPA SHELL VALENCIA Race 2

Sector Analysis


_ Invalidated Lap

 Personal Best

 Session Best

 Crossing the pit lane

Lap	Time	Sector 1	Sector 2	Sector 3	T.Sp	Elapsed	Lap	Time	Sector 1	Sector 2	Sector 3	T.Sp	Elapsed	
101	Paolo SCUDIERI ITA							13	1:42.346	23.493	51.088	27.765	241.2	23:30.857
	Sa.Mo.Car 488 Challenge EVO							14	1:42.418	23.169	51.448	27.801	240.4	25:13.275
1	2:02.751	30.752	1:00.414	31.585		2:02.751	15	1:42.680	23.231	51.187	28.262	241.2	26:55.955	
2	1:56.452	27.515	57.600	31.337	210.5	3:59.203	16	1:43.128	23.553	51.688	27.887	238.8	28:39.083	
3	1:55.673	27.720	56.514	31.439	185.3	5:54.876	17	1:44.401	23.454	52.283	28.664	238.8	30:23.484	
4	2:06.712	27.560	1:00.728	38.424	223.4	8:01.588	18	1:43.911	23.904	51.990	28.017	238.8	32:07.395	
5	1:41.180	23.355	50.382	27.443	243.8	9:42.768								
6	1:41.426	22.933	50.963	27.530	242.9	11:24.194								
7	1:42.066	22.824	51.255	27.987	245.5	13:06.260								
8	1:42.225	23.090	51.365	27.770	244.6	14:48.485								
9	1:43.662	23.607	51.800	28.255	243.8	16:32.147								
10	1:42.896	23.089	50.702	29.105	239.6	18:15.043								
11	1:40.451	23.038	49.819	27.594	239.6	19:55.494								
12	1:41.366	23.414	50.243	27.709	237.9	21:36.860								
13	1:41.923	23.889	50.310	27.724	240.4	23:18.783								
14	1:42.428	23.306	51.142	27.980	240.4	25:01.211								
15	1:41.205	23.104	50.175	27.926	242.9	26:42.416								
16	1:43.343	24.564	51.232	27.547	242.9	28:25.759								
17	1:41.699	23.223	50.910	27.566	242.1	30:07.458								
18	1:41.932	23.342	50.710	27.880	242.9	31:49.390								
109	Ernst KIRCHMAYR AUT													
	Baron Motorsport 488 Challenge EVO													
1	1:55.010	28.827	55.467	30.716		1:55.010								
2	1:58.392	28.332	57.793	32.267	212.5	3:53.402								
3	1:55.038	26.587	57.457	30.994	154.1	5:48.440								
4	2:07.404	26.687	1:00.552	40.165	193.5	7:55.844								
5	1:40.733	22.911	50.557	27.265	241.2	9:36.577								
6	1:39.573	22.754	49.681	27.138	246.4	11:16.150								
7	1:41.784	23.555	50.906	27.323	242.1	12:57.934								
8	1:40.877	22.884	50.501	27.492	253.6	14:38.811								
9	1:40.189	22.747	50.060	27.382	244.6	16:19.000								
10	1:40.645	22.809	50.530	27.306	250.8	17:59.645								
11	1:41.010	22.969	50.621	27.420	247.3	19:40.655								
12	1:40.450	22.689	50.510	27.251	242.9	21:21.105								
13	1:40.178	22.903	50.049	27.226	248.1	23:01.283								
14	1:40.387	22.663	50.195	27.529	242.1	24:41.670								
15	1:40.080	22.862	50.075	27.143	248.1	26:21.750								
16	1:40.222	22.745	50.279	27.198	248.1	28:01.972								
17	1:40.447	22.783	50.304	27.360	242.9	29:42.419								
18	1:40.634	22.849	50.411	27.374	246.4	31:23.053								
111	Martinus RICHTER DEU													
	MERTEL Italo Cars Nürnberg 488 Challenge EVO													
1	2:07.303	31.912	1:02.181	33.210		2:07.303								
2	1:53.948	25.978	57.147	30.823	235.5	4:01.251								
3	1:55.647	28.364	55.872	31.411	176.3	5:56.898								
4	2:06.120	27.585	1:00.467	38.068	238.8	8:03.018								
5	1:42.869	23.550	51.760	27.559	241.2	9:45.887								
6	1:42.118	23.274	51.287	27.557	239.6	11:28.005								
7	1:41.620	22.772	51.128	27.720	242.9	13:09.625								
8	1:42.267	23.353	51.205	27.709	242.9	14:51.892								
9	1:45.597	23.569	53.376	28.652	241.2	16:37.489								
10	1:45.551	23.383	52.409	29.759	242.1	18:23.040								
11	1:42.723	23.351	51.148	28.224	240.4	20:05.763								
12	1:42.748	23.650	51.136	27.962	238.8	21:48.511								
118	James WEILAND USA													
	Rossocorsa 488 Challenge EVO													
1	1:53.985	28.266	55.366	30.353		1:53.985								
2	1:57.634	28.266	57.360	32.008	188.8	3:51.619								
3	1:55.622	27.536	57.084	31.002	141.5	5:47.241								
4	2:08.202	26.844	1:00.764	40.594	194.1	7:55.443								
5	1:40.269	22.888	50.404	26.977	241.2	9:35.712								
6	1:39.703	22.380	50.105	27.218	242.9	11:15.415								
7	1:41.957	24.044	50.535	27.378	246.4	12:57.372								
8	1:40.712	22.762	50.364	27.586	242.1	14:38.084								
9	1:40.041	22.732	50.243	27.066	241.2	16:18.125								
10	1:40.960	23.221	50.324	27.415	242.9	17:59.085								
11	1:40.972	23.086	50.648	27.238	241.2	19:40.057								
12	1:40.495	22.848	50.525	27.122	239.6	21:20.552								
13	1:41.206	23.713	50.473	27.020	243.8	23:01.758								
14	1:40.434	22.832	50.507	27.095	243.8	24:42.192								
15	1:40.215	22.975	50.189	27.051	242.1	26:22.407								
16	1:40.362	22.772	50.551	27.039	243.8	28:02.769								
17	1:40.562	22.780	50.499	27.283	242.1	29:43.331								
18	1:40.737	22.915	50.618	27.204	242.1	31:24.068								
120	Guy FAWE BEL													
	Scuderia FMA 488 Challenge EVO													
1	2:02.274	31.518	58.913	31.843		2:02.274								
2	1:56.533	27.547	57.402	31.584	208.6	3:58.807								
3	1:55.335	27.526	56.704	31.105	180.5	5:54.142								
4	2:06.724	27.426	1:00.744	38.554	219.9	8:00.866								
5	1:40.744	22.831	50.347	27.566	247.3	9:41.610								
6	1:42.920	23.134	51.807	27.979	248.1	11:24.530								
7	1:42.182	23.014	51.215	27.953	246.4	13:06.712								
8	1:42.170	23.002	51.285	27.883	248.1	14:48.882								
9	1:43.306	23.810	50.679	28.817	246.4	16:32.188								
10	1:43.238	23.737	50.324	29.177	233.2	18:15.426								
11	1:40.489	22.957	50.172	27.360	246.4	19:55.915								
12	1:41.023	23.397	50.400	27.226	244.6	21:36.938								
13	1:40.664	23.270	50.228	27.166	246.4	23:17.602								
14	1:40.165	22.631	50.154	27.380	243.8	24:57.767								
15	1:40.220	22.549	50.449	27.222	246.4	26:37.987								
16	1:42.095	22.796	51.567	27.732	245.5	28:20.082								
17	1:40.741	22.689	50.440	27.612	244.6	30:00.823								
18	1:41.537	23.620	50.182	27.735	249.9	31:42.360								
121	Peter CHRISTENSEN DNK													
	Formula Racing 488 Challenge EVO													
1	2:08.104	32.458	1:02.490	33.156		2:08.104								
2	1:53.907	26.212	57.124	30.571	224.9	4:02.011								
3	1:55.932	28.703	55.784	31.445	163.1	5:57.943								
4	2:06.048	27.690	1:00.876	37.482	224.1	8:03.991								
5	1:42.877	23.470	51.600	27.807	242.9	9:46.868								
6	1:42.103	23.616	50.721	27.766	246.4	11:28.971								



COPPA SHELL
VALENCIA
Race 2

Sector Analysis

— Invalidated Lap ■ Personal Best ■ Session Best B Crossing the pit lane

Lap	Time	Sector 1	Sector 2	Sector 3	T.Spd	Elapsed	Lap	Time	Sector 1	Sector 2	Sector 3	T.Spd	Elapsed
7	1:41.611	23.040	50.729	27.842	246.4	13:10.582	1	1:48.899	27.409	52.788	28.702		1:48.899
8	1:41.737	23.208	51.321	27.208	246.4	14:52.319	2	2:01.387	31.084	58.791	31.512	237.9	3:50.286
9	1:42.169	23.522	51.357	27.290	246.4	16:34.488	3	1:55.966	27.258	57.829	30.879	186.8	5:46.252
10	1:41.404	23.332	50.193	27.879	246.4	18:15.892	4	2:08.102	26.899	1:00.668	40.535	207.4	7:54.354
11	1:40.897	23.249	50.585	27.063	245.5	19:56.789	5	1:40.070	22.926	49.992	27.152	237.1	9:34.424
12	1:50.606	23.245	50.253	37.108	243.8	21:47.395	6	1:40.788	22.659	50.776	27.353	241.2	11:15.212
13	1:40.650	22.910	50.571	27.169	238.8	23:28.045	7	1:41.697	23.938	50.326	27.433	241.2	12:56.909
14	1:41.809	23.491	50.960	27.358	245.5	25:09.854	8	1:40.413	22.854	50.227	27.332	241.2	14:37.322
15	1:41.164	23.122	50.676	27.366	244.6	26:51.018	9	1:40.261	23.001	50.076	27.184	240.4	16:17.583
16	1:41.957	23.094	51.317	27.546	243.8	28:32.975	10	1:40.862	23.349	50.097	27.416	241.2	17:58.445
17	1:41.777	23.133	51.278	27.366	244.6	30:14.752	11	1:40.298	23.026	49.987	27.285	239.6	19:38.743
18	1:41.441	23.187	50.662	27.592	242.9	31:56.193	12	1:40.310	22.849	50.217	27.244	238.8	21:19.053

126 Joakim OLANDER SWE
Scuderia Autoropa 488 Challenge EVO

1	1:56.389	28.978	56.281	31.130		1:56.389
2	1:57.728	27.950	57.545	32.233	207.4	3:54.117
3	1:55.013	26.729	57.114	31.170	169.1	5:49.130
4	2:07.310	27.236	1:00.217	39.857	206.8	7:56.440
5	1:41.390	23.116	50.810	27.464	242.1	9:37.830
6	1:41.818	23.209	51.148	27.461	242.9	11:19.648
7	1:41.464	23.327	50.552	27.585	244.6	13:01.112
8	1:41.211	23.306	50.811	27.094	244.6	14:42.323
9	1:41.522	23.205	50.806	27.511	245.5	16:23.845
10	1:41.284	23.221	50.658	27.405	243.8	18:05.129
11	1:41.900	23.640	50.795	27.465	242.1	19:47.029
12	1:41.225	23.515	50.479	27.231	241.2	21:28.254
13	1:41.153	23.235	50.688	27.230	245.5	23:09.407
14	1:41.921	23.362	50.798	27.761	243.8	24:51.328
15	1:41.992	23.523	51.017	27.452	243.8	26:33.320
16	1:41.753	23.481	50.756	27.516	242.9	28:15.073
17	1:42.318	23.502	51.006	27.810	244.6	29:57.391
18	1:42.437	23.398	51.113	27.926	244.6	31:39.828

127 Tommy LINDROTH SWE
Baron Motorsport 488 Challenge EVO

1	2:07.607	32.172	1:02.407	33.028		2:07.607
2	1:54.078	26.103	57.313	30.662	230.1	4:01.685
3	1:55.795	28.450	55.850	31.495	162.3	5:57.480
4	2:06.092	27.405	1:00.814	37.873	237.9	8:03.572
5	1:42.941	23.388	51.795	27.758	241.2	9:46.513
6	1:42.072	23.044	51.294	27.734	242.9	11:28.585
7	1:41.520	22.921	50.840	27.759	242.9	13:10.105
8	1:43.410	23.430	52.132	27.848	243.8	14:53.515
9	1:42.157	23.302	51.210	27.645	241.2	16:35.672
10	1:42.321	23.271	50.698	28.352	242.1	18:17.993
11	1:42.511	23.341	51.219	27.951	239.6	20:00.504
12	1:42.959	23.336	52.008	27.615	238.8	21:43.463
13	1:42.239	23.171	51.250	27.818	242.9	23:25.702
14	1:42.332	23.112	51.243	27.977	241.2	25:08.034
15	1:42.358	23.126	51.411	27.821	241.2	26:50.392
16	1:42.021	23.194	51.251	27.576	242.1	28:32.413
17	1:43.094	23.137	52.253	27.704	239.6	30:15.507
18	1:42.417	23.281	51.059	28.077	239.6	31:57.924


128 Christian KINCH SWE
Formula Racing 488 Challenge EVO

130 Lisa CLARK USA
Ferrari of Beverly Hills 488 Challenge EVO

1	2:09.050	32.509	1:03.266	33.275		2:09.050
2	1:54.775	26.550	57.445	30.780	224.1	4:03.825
3	1:54.953	27.735	56.219	30.999	182.4	5:58.778
4	2:06.466	27.784	1:00.876	37.806	229.3	8:05.244
5	1:45.571	23.632	52.403	29.536	241.2	9:50.815
6	1:45.591	25.298	52.098	28.195	242.1	11:36.406
7	1:45.300	23.548	53.350	28.402	243.8	13:21.706
8	1:45.226	23.750	52.599	28.877	244.6	15:06.932
9	1:44.308	23.734	52.285	28.289	242.1	16:51.240
10	1:44.810	23.904	52.177	28.729	242.9	18:36.050
11	1:45.336	24.306	52.410	28.620	240.4	20:21.386
12	1:45.220	24.428	52.194	28.598	242.1	22:06.606
13	1:45.192	23.946	52.585	28.661	242.9	23:51.798
14	1:45.856	23.994	52.777	29.085	242.1	25:37.654
15	1:47.504	24.409	53.745	29.350	240.4	27:25.158
16	1:46.503	23.901	52.963	29.639	241.2	29:11.661
17	1:46.691	24.405	52.922	29.364	240.4	30:58.352
18	1:44.748	24.107	51.866	28.775	240.4	32:43.100

150 Werner GENTER DEU
Moll Sportwagen Hannover 488 Challenge EVO

1	2:03.503	31.509	1:00.537	31.457		2:03.503
2	1:56.075	27.837	57.449	30.789	215.1	3:59.578
3	1:56.319	28.409	56.266	31.644	176.3	5:55.897
4	2:06.098	27.700	1:00.480	37.918	242.1	8:01.995
5	1:41.769	23.665	50.622	27.482	248.1	9:43.764
6	1:41.857	23.706	50.985	27.166	244.6	11:25.621
7	1:41.819	23.103	50.859	27.857	246.4	13:07.440
8	1:42.110	23.219	51.106	27.785	247.3	14:49.550
9	1:42.983	23.584	51.247	28.152	246.4	16:32.533
10	1:43.765	24.277	50.529	28.959	243.8	18:16.298
11	1:41.329	23.446	50.702	27.181	247.3	19:57.627
12	1:41.503	23.242	50.528	27.733	245.5	21:39.130
13	1:41.388	23.215	50.674	27.499	248.1	23:20.518
14	1:42.272	23.336	51.531	27.405	244.6	25:02.790
15	1:41.212	23.171	50.510	27.531	248.1	26:44.002




COPPA SHELL
VALENCIA
Race 2

Sector Analysis

— Invalidated Lap ■ Personal Best ■ Session Best B Crossing the pit lane


Lap	Time	Sector 1	Sector 2	Sector 3	T.Spd	Elapsed	Lap	Time	Sector 1	Sector 2	Sector 3	T.Spd	Elapsed		
16	1:43.212	24.518	51.084	27.610	244.6	28:27.214	181 Maurizio PITORRI ITA CDP - Best Lap 488 Challenge EVO	1	2:01.616	30.970	58.834	31.812		2:01.616	
17	1:41.291	23.375	50.418	27.498	243.8	30:08.505		2	1:56.700	27.287	57.636	31.777	211.2	3:58.316	
18	1:42.317	23.437	51.224	27.656	243.8	31:50.822		3	1:55.228	27.187	56.835	31.206	176.8	5:53.544	
168 Germana TOGNELLA GBR Rossocorsa 488 Challenge EVO	1	2:10.054	33.257	1:03.468	33.329	2:10.054		4	2:07.248	26.932	1:00.836	39.480	227.8	8:00.792	
	2	1:54.640	26.478	57.332	30.830	230.8		4:04.694	5	1:41.400	23.471	50.719	27.210	242.1	9:42.192
	3	1:56.028	28.018	57.149	30.861	191.4		6:00.722	6	1:41.470	22.865	50.880	27.725	246.4	11:23.662
	4	2:05.681	26.626	1:01.995	37.060	237.9		8:06.403	7	1:41.958	22.666	51.324	27.968	244.6	13:05.620
	5	1:44.859	23.782	51.531	29.546	237.9		9:51.262	8	1:42.143	23.299	50.929	27.915	246.4	14:47.763
	6	1:43.139	24.408	51.440	27.291	240.4		11:34.401	9	1:41.063	22.976	50.550	27.537	242.1	16:28.826
	7	1:41.927	23.175	51.487	27.265	240.4		13:16.328	10	1:41.252	22.931	50.748	27.573	243.8	18:10.078
	8	1:47.388	23.056	51.499	32.833	241.2		15:03.716	11	1:41.497	22.917	50.791	27.789	242.9	19:51.575
	9	1:43.036	23.796	51.648	27.592	237.1		16:46.752	12	1:40.726	22.897	50.480	27.349	245.5	21:32.301
	10	1:44.801	24.621	51.506	28.674	239.6		18:31.553	13	1:41.378	22.968	50.893	27.517	245.5	23:13.679
	11	1:42.844	23.591	51.605	27.648	238.8		20:14.397	14	1:41.548	22.882	50.707	27.959	244.6	24:55.227
	12	1:44.490	23.930	52.347	28.213	238.8		21:58.887	15	1:42.040	23.120	50.859	28.061	244.6	26:37.267
	13	1:43.568	23.687	52.013	27.868	238.8		23:42.455	182 Willem VAN DER VORM MCO Scuderia Monte-Carlo 488 Challenge EVO	1	2:00.316	29.782	58.049	32.485	
	14	1:43.352	23.586	51.880	27.886	239.6	25:25.807	2		1:56.605	26.864	57.614	32.127	233.9	3:56.921
	15	1:42.674	23.437	51.333	27.904	239.6	27:08.481	3		1:55.111	26.869	57.125	31.117	184.8	5:52.032
16	1:46.227	23.731	52.442	30.054	238.8	28:54.708	4	2:06.160		26.844	1:00.383	38.933	208.6	7:58.192	
17	1:45.728	24.713	52.623	28.392	223.4	30:40.436	5	1:42.438		23.613	51.394	27.431	242.1	9:40.630	
18	1:45.281	24.094	52.540	28.647	237.9	32:25.717	6	1:41.404		23.040	50.842	27.522	246.4	11:22.034	
172 Giuseppe RAMELLI ITA Rossocorsa - Pellin Racing 488 Challenge EVO	1	2:00.879	30.214	58.530	32.135	2:00.879	7	1:42.506		23.402	51.424	27.680	246.4	13:04.540	
	2	1:56.563	27.149	57.468	31.946	226.3	3:57.442	8		1:41.205	23.096	50.461	27.648	246.4	14:45.745
	3	1:55.304	26.812	57.334	31.158	190.4	5:52.746	9		1:40.888	22.898	50.549	27.441	243.8	16:26.633
	4	2:06.507	26.831	1:00.562	39.114	225.6	7:59.253	10		1:40.938	23.091	50.396	27.451	242.9	18:07.571
	5	1:41.920	23.097	51.208	27.615	242.9	9:41.173	11		1:41.673	23.190	50.946	27.537	243.8	19:49.244
	6	1:41.444	22.916	50.947	27.581	244.6	11:22.617	12		1:40.955	23.284	50.415	27.256	242.9	21:30.199
	7	1:42.496	23.148	51.557	27.791	245.5	13:05.113	13		1:41.048	23.052	50.629	27.367	245.5	23:11.247
	8	1:42.961	23.324	51.739	27.898	244.6	14:48.074	14		1:42.724	23.242	51.294	28.188	243.8	24:53.971
	9	1:44.559	23.520	51.242	29.797	242.9	16:32.633	15		1:42.514	23.235	51.755	27.524	242.1	26:36.485
177 Fons SCHELTEMA NLD Kessel Racing 488 Challenge EVO	1	1:53.248	27.976	54.181	31.091	1:53.248	16	1:43.835		23.131	52.276	28.428	244.6	28:20.320	
	2	1:57.624	27.561	58.351	31.712	196.3	3:50.872	17		1:41.529	23.454	50.571	27.504	236.3	30:01.849
	3	1:55.755	27.314	57.514	30.927	193.0	5:46.627	18		1:44.428	23.591	53.011	27.826	244.6	31:46.277
	4	2:08.324	27.023	1:00.547	40.754	191.9	7:54.951	197 Josef SCHUMACHER DEU Eberlein Automobile 488 Challenge EVO	1	1:58.735	29.710	57.200	31.825		1:58.735
	5	1:45.740B	22.991	50.228	32.521	242.1	9:40.691		2	1:57.133	26.994	58.175	31.964	200.8	3:55.868
	6	1:58.322	41.911	49.623	26.788		11:39.013		3	1:54.698	26.617	56.983	31.098	191.4	5:50.566
	7	1:40.654	22.776	50.988	26.890	243.8	13:19.667		4	2:07.351	27.375	1:00.468	39.508	195.2	7:57.917
	8	1:39.874	22.632	49.854	27.388	243.8	14:59.541		5	1:42.126	23.467	51.165	27.494	238.8	9:40.043
	9	1:40.928	23.304	49.947	27.677	242.9	16:40.469		6	1:41.648	23.044	50.805	27.799	241.2	11:21.691
	10	1:41.032	23.177	49.887	27.968	243.8	18:21.501		7	1:42.647	23.473	51.258	27.916	241.2	13:04.338
	11	1:39.945	22.945	49.937	27.063	242.1	20:01.446		8	1:42.847	23.797	51.134	27.916	241.2	14:47.185
	12	1:40.497	22.699	50.688	27.110	242.9	21:41.943		9	1:44.047	23.940	51.569	28.538	241.2	16:31.232
	13	1:39.554	22.716	49.698	27.140	244.6	23:21.497		10	2:10.270	23.436	51.150	55.684	237.9	18:41.502
	14	1:39.962	22.816	50.095	27.051	244.6	25:01.459		11	1:46.712	24.963	52.815	28.934	231.6	20:28.214
	15	1:41.151	23.327	50.016	27.808	246.4	26:42.610		12	1:49.327	24.471	54.490	30.366	235.5	22:17.541
	16	1:41.925	23.911	51.013	27.001	246.4	28:24.535		13	1:47.177	24.596	53.483	29.098	237.1	24:04.718
	17	1:40.100	22.753	50.201	27.146	243.8	30:04.635		14	1:44.654	24.321	52.011	28.322	237.9	25:49.372
	18	1:40.395	22.807	50.260	27.328	243.8	31:45.030		15	1:44.324	23.911	52.195	28.218	238.8	27:33.696





COPPA SHELL VALENCIA Race 2

Sector Analysis

_ Invalidated Lap

 Personal Best

 Session Best

 Crossing the pit lane

Lap	Time	Sector 1	Sector 2	Sector 3	T.Spd	Elapsed	Lap	Time	Sector 1	Sector 2	Sector 3	T.Spd	Elapsed
16	1:44.523	24.000	52.052	28.471	238.8	29:18.219							
17	1:44.917	24.077	52.333	28.507	237.9	31:03.136							
18	1:44.168	23.874	51.958	28.336	238.8	32:47.304							

199
Ingvar MATTSSON

SWE

Scuderia Autoropa

488 Challenge EVO

1	1:57.479	29.369	56.753	31.357		1:57.479
2	1:57.770	27.393	58.199	32.178	195.2	3:55.249
3	1:54.525	26.502	56.859	31.164	182.4	5:49.774
4	2:07.213	27.709	59.777	39.727	188.8	7:56.987
5	1:41.244	23.027	50.865	27.352	242.1	9:38.231
6	1:41.981	22.985	51.455	27.541	243.8	11:20.212
7	1:41.677	23.087	51.264	27.326	244.6	13:01.889
8	1:41.085	22.933	50.812	27.340	244.6	14:42.974
9	1:41.599	23.202	50.577	27.820	243.8	16:24.573
10	1:41.563	23.073	50.626	27.864	242.9	18:06.136
11	1:42.135	23.350	50.878	27.907	241.2	19:48.271
12	1:41.330	23.222	50.682	27.426	241.2	21:29.601
13	1:40.567	22.944	50.213	27.410	243.8	23:10.168
14	1:43.512	23.125	52.118	28.269	243.8	24:53.680
15	1:42.406	23.250	51.451	27.705	242.1	26:36.086
16	1:42.049	23.205	51.219	27.625	242.9	28:18.135
17	1:42.535	23.427	51.388	27.720	242.1	30:00.670
18	1:44.126	24.288	52.073	27.765	244.6	31:44.796