


COPPA SHELL VALENCIA Qualifying 2

Sector Analysis


_ Invalidated Lap

 Personal Best

 Session Best

 Crossing the pit lane

Lap	Time	Sector 1	Sector 2	Sector 3	T.Sp	Elapsed	Lap	Time	Sector 1	Sector 2	Sector 3	T.Sp	Elapsed	
101	Paolo SCUDIERI						ITA	5	1:58.721 B	25.000	52.520	41.201	240.4	10:04.698
	Sa.Mo.Car						488 Challenge EVO	6	10:01.805	8:27.279	1:02.723	31.803		20:06.503
1	2:34.323	1:00.817	1:00.946	32.560		2:34.323	7	1:44.102	23.449	53.597	27.056	240.4	21:50.605	
2	1:48.972	25.624	54.436	28.912	238.8	4:23.295	8	1:36.739	22.139	48.252	26.348	242.9	23:27.344	
3	1:43.468	23.777	51.170	28.521	240.4	6:06.763	9	2:17.057 B	22.349	59.499	55.209	242.9	25:44.401	
4	1:42.131	23.451	51.345	27.335	238.8	7:48.894	10	7:09.944	5:50.284	52.996	26.664		32:54.345	
5	1:58.026 B	23.463	51.846	42.717	242.1	9:46.920	11	1:37.577	22.232	48.732	26.613	242.9	34:31.922	
6	5:30.885	3:59.285	58.480	33.120		15:17.805								
7	1:44.867	24.851	52.286	27.730	233.2	17:02.672								
8	1:39.663	23.294	49.268	27.101	242.1	18:42.335								
9	1:38.532	22.575	49.097	26.860	245.5	20:20.867								
10	1:44.692	22.579	54.741	27.372	242.9	22:05.559								
11	1:46.778	24.241	53.715	28.822	243.8	23:52.337								
12	2:15.788 B	22.841	1:09.229	43.718	241.2	26:08.125								
13	6:31.686	5:11.979	52.302	27.405		32:39.811								
14	1:40.256	22.879	49.881	27.496	242.9	34:20.067								
109	Ernst KIRCHMAYR						AUT	5	1:58.721 B	25.000	52.520	41.201	240.4	10:04.698
	Baron Motorsport						488 Challenge EVO	6	10:01.805	8:27.279	1:02.723	31.803		20:06.503
1	3:05.632	1:33.839	1:00.543	31.250		3:05.632	7	1:44.102	23.449	53.597	27.056	240.4	21:50.605	
2	1:43.809	24.431	52.000	27.378	238.8	4:49.441	8	1:36.739	22.139	48.252	26.348	242.9	23:27.344	
3	1:37.817	22.264	49.016	26.537	240.4	6:27.258	9	2:17.057 B	22.349	59.499	55.209	242.9	25:44.401	
4	2:04.090	26.633	1:09.104	28.353	240.4	8:31.348	10	7:09.944	5:50.284	52.996	26.664		32:54.345	
5	1:37.828	22.277	49.078	26.473	241.2	10:09.176	11	1:37.577	22.232	48.732	26.613	242.9	34:31.922	
6	1:38.163	22.332	48.863	26.968	242.1	11:47.339								
7	2:07.566 B	26.468	56.876	44.222	235.5	13:54.905								
8	7:37.584	6:06.677	59.882	31.025		21:32.489								
9	1:46.827	24.244	53.943	28.640	240.4	23:19.316								
10	2:20.729 B	22.194	1:05.769	52.766	242.1	25:40.045								
11	6:11.598	4:50.181	53.306	28.111		31:51.643								
12	1:37.167	22.113	48.644	26.410	244.6	33:28.810								
13	1:37.046	22.177	48.503	26.366	247.3	35:05.856								
111	Martinus RICHTER						DEU	5	1:58.721 B	25.000	52.520	41.201	240.4	10:04.698
	MERTEL Italo Cars Nürnberg						488 Challenge EVO	6	10:01.805	8:27.279	1:02.723	31.803		20:06.503
1	2:13.671	39.407	1:02.243	32.021		2:13.671	7	1:44.102	23.449	53.597	27.056	240.4	21:50.605	
2	1:43.723	22.954	52.030	28.739	238.8	3:57.394	8	1:36.739	22.139	48.252	26.348	242.9	23:27.344	
3	1:39.869	22.560	50.065	27.244	239.6	5:37.263	9	2:17.057 B	22.349	59.499	55.209	242.9	25:44.401	
4	1:40.192	22.523	50.188	27.481	239.6	7:17.455	10	7:09.944	5:50.284	52.996	26.664		32:54.345	
5	1:40.993	22.672	50.390	27.931	240.4	8:58.448	11	1:37.577	22.232	48.732	26.613	242.9	34:31.922	
6	2:04.127 B	23.880	58.206	42.041	240.4	11:02.575								
7	4:50.220	3:18.294	1:01.869	30.057		15:52.795								
8	1:50.371	24.007	56.060	30.304	240.4	17:43.166								
9	1:38.795	22.427	49.515	26.853	239.6	19:21.961								
10	1:44.552	22.671	52.456	29.425	242.9	21:06.513								
11	1:39.089	22.459	49.858	26.772	241.2	22:45.602								
12	2:05.903 B	26.020	58.189	41.694	214.4	24:51.505								
13	7:02.021	5:39.470	53.387	29.164		31:53.526								
14	1:54.405 B	22.361	50.671	41.373	241.2	33:47.931								
118	James WEILAND						USA	5	1:58.721 B	25.000	52.520	41.201	240.4	10:04.698
	Rossocorsa						488 Challenge EVO	6	10:01.805	8:27.279	1:02.723	31.803		20:06.503
1	3:10.067	1:43.361	57.395	29.311		3:10.067	7	1:44.102	23.449	53.597	27.056	240.4	21:50.605	
2	1:40.644	23.119	50.215	27.310	242.1	4:50.711	8	1:36.739	22.139	48.252	26.348	242.9	23:27.344	
3	1:37.595	22.120	48.885	26.590	241.2	6:28.306	9	2:17.057 B	22.349	59.499	55.209	242.9	25:44.401	
4	1:37.671	22.101	48.902	26.668	242.9	8:05.977	10	7:09.944	5:50.284	52.996	26.664		32:54.345	
120	Guy FAWE						BEL	5	1:58.721 B	25.000	52.520	41.201	240.4	10:04.698
	Scuderia FMA						488 Challenge EVO	6	10:01.805	8:27.279	1:02.723	31.803		20:06.503
1	7:07.282	5:36.264	1:01.659	29.359		7:07.282	7	1:44.102	23.449	53.597	27.056	240.4	21:50.605	
2	1:40.493	23.088	50.051	27.354	244.6	8:47.775	8	1:36.739	22.139	48.252	26.348	242.9	23:27.344	
3	1:39.171	22.867	49.268	27.036	245.5	10:26.946	9	2:17.057 B	22.349	59.499	55.209	242.9	25:44.401	
4	1:51.425 B	22.983	50.966	37.476	244.6	12:18.371	10	7:09.944	5:50.284	52.996	26.664		32:54.345	
5	4:46.366	3:27.671	51.422	27.273		17:04.737	11	1:37.577	22.232	48.732	26.613	242.9	34:31.922	
6	1:40.578	22.680	50.663	27.235	247.3	18:45.315								
7	1:41.267	22.840	51.688	26.739	246.4	20:26.582								
8	1:42.045	22.585	52.602	26.858	246.4	22:08.627								
9	1:50.356	24.994	56.689	28.673	247.3	23:58.983								
10	2:22.245 B	22.529	1:07.894	51.822	246.4	26:21.228								
11	5:47.056	4:22.041	53.052	31.963		32:08.284								
12	1:49.315	22.973	59.062	27.280	246.4	33:57.599								
13	1:40.047	22.629	50.279	27.139	247.3	35:37.646								
121	Peter CHRISTENSEN						DNK	5	1:58.721 B	25.000	52.520	41.201	240.4	10:04.698
	Formula Racing						488 Challenge EVO	6	10:01.805	8:27.279	1:02.723	31.803		20:06.503
1	2:11.137	43.135	58.708	29.294		2:11.137	7	1:44.102	23.449	53.597	27.056	240.4	21:50.605	
2	1:40.772	23.074	50.046	27.652	243.8	3:51.909	8	1:36.739	22.139	48.252	26.348	242.9	23:27.344	
3	1:39.048	22.635	49.642	26.771	245.5	5:30.957	9	2:17.057 B	22.349	59.499	55.209	242.9	25:44.401	
4	1:39.848	22.556	49.946	27.346	242.1	7:10.805	10	7:09.944	5:50.284	52.996	26.664		32:54.345	
5	1:45.528	23.870	53.061	28.597	244.6	8:56.333	11	1:37.577	22.232	48.732	26.613	242.9	34:31.922	
6	1:39.988	22.978	49.775	27.235	242.1	10:36.321								
7	1:49.421 B	22.609	49.908	36.904	242.1	12:25.742								
8	6:08.343	4:42.784	57.911	27.648		18:34.085								
9	1:40.321	23.015	50.484	26.822	246.4	20:14.406								
10	1:45.910	22.554	50.571	32.785	244.6	22:00.316								
11	2:19.997	22.523	1:26.914	30.560	242.9	24:20.313								
12	2:35.953 B	32.699	1:04.954	58.300	132.6	26:56.266								
13	5:07.348	3:46.390	51.251	29.707		32:03.614								
14	1:40.842	22.758	50.398	27.686	246.4	33:44.456								
15	1:38.900	22.711	49.495	26.694	246.4	35:23.356								
126	Joakim OLANDER						SWE	5	1:58.721 B	25.000	52.520	41.201	240.4	10:04.698
	Scuderia Autoropa						488 Challenge EVO	6	10:01.805	8:27.279	1:02.723	31.803		20:06.503
1	3:21.330	1:52.700	58.747	29.883		3:21.330	7	1:44.102	23.449	53.597	27.056	240.4	21:50.605	
2	1:41.941	24.057	50.472	27.412	242.1	5:03.271	8	1:36.739	22.139	48.252	26.348	242.9	23:27.344	
3	1:39.28													




COPPA SHELL VALENCIA Qualifying 2

Sector Analysis


_ Invalidated Lap

 Personal Best

 Session Best

 Crossing the pit lane

Lap	Time	Sector 1	Sector 2	Sector 3	T.Sp	Elapsed	Lap	Time	Sector 1	Sector 2	Sector 3	T.Sp	Elapsed	
127	Tommy LINDROTH SWE							12	2:21.912 B	25.519	1:08.454	47.939	242.9	26:14.566
	Baron Motorsport 488 Challenge EVO							13	5:43.596	4:21.285	50.447	31.864		31:58.162
1	2:49.875	1:17.551	1:01.090	31.234		2:49.875	14	1:39.365	22.470	49.568	27.327	242.1	33:37.527	
2	1:43.677	25.369	51.108	27.200	207.4	4:33.552	15	1:41.275	22.262	50.634	28.379	243.8	35:18.802	
3	<u>1:39.795</u>	23.090	49.361	27.344	241.2	6:13.347	16	1:39.307	22.589	49.727	26.991	243.8	36:58.109	
4	1:39.878	22.699	49.834	27.345	241.2	7:53.225								
5	1:57.838 B	22.691	50.123	45.024	242.1	9:51.063								
6	5:16.999	3:49.275	58.292	29.432		15:08.062								
7	1:42.802	22.735	52.713	27.354	241.2	16:50.864								
8	1:39.555	22.236	49.974	27.345	242.9	18:30.419								
9	1:38.696	22.262	49.127	27.307	242.9	20:09.115								
10	1:47.252	22.509	55.612	29.131	242.9	21:56.367								
11	2:02.380 B	22.599	1:00.324	39.457	241.2	23:58.747								
128	Christian KINCH SWE							150	Werner GENTER DEU					
	Formula Racing 488 Challenge EVO							Moll Sportwagen Hannover 488 Challenge EVO						
1	2:05.574	40.281	56.874	28.419		2:05.574	1	2:05.157	36.638	59.783	28.736		2:05.157	
2	1:40.611	23.040	50.456	27.115	241.2	3:46.185	2	1:42.873	23.150	51.713	28.010	245.5	3:48.030	
3	<u>1:37.362</u>	22.211	48.587	26.564	241.2	5:23.547	3	<u>1:39.943</u>	22.963	49.870	27.110	244.6	5:27.973	
4	1:39.328	22.604	49.919	26.805	241.2	7:02.875	4	<u>1:41.576</u>	23.149	50.607	27.820	245.5	7:09.549	
5	1:52.660 B	22.252	49.542	40.866	240.4	8:55.535	5	1:47.157	23.404	51.713	32.040	245.5	8:56.706	
6	9:19.669	7:59.246	53.227	27.196		18:15.204	6	1:51.641 B	24.220	53.431	33.990	230.1	10:48.347	
7	1:37.092	22.056	48.516	26.520	242.1	19:52.296	7	4:18.134	2:49.171	56.724	32.239		15:06.481	
8	1:38.137	22.129	48.398	27.610	242.1	21:30.433	8	1:38.624	22.596	49.217	26.811	247.3	16:45.105	
9	1:37.059	22.224	48.493	26.342	242.1	23:07.492	9	1:38.572	22.433	48.968	27.171	248.1	18:23.677	
10	2:28.382 B	22.036	1:16.873	49.473	242.1	25:35.874	10	1:38.993	22.787	49.255	26.951	244.6	20:02.670	
11	9:19.961 B					34:55.835	11	<u>1:59.273 B</u>	23.046	58.268	37.959	247.3	22:01.943	
168	Germana TOGNELLA GBR							168	Germans TOGNELLA GBR					
	Rossocorsa 488 Challenge EVO							Rossocorsa 488 Challenge EVO						
1	2:28.249	53.922	1:00.288	34.039		2:28.249	1	2:28.249	53.922	1:00.288	34.039		2:28.249	
2	1:45.477	25.459	52.440	27.578	236.3	4:13.726	2	1:45.477	25.459	52.440	27.578	236.3	4:13.726	
3	1:40.861	23.410	50.349	27.102	241.2	5:54.587	3	1:40.861	23.410	50.349	27.102	241.2	5:54.587	
4	1:41.244	23.304	50.564	27.376	238.8	7:35.831	4	1:41.244	23.304	50.564	27.376	238.8	7:35.831	
5	1:50.777 B	23.004	50.257	37.516	240.4	9:26.608	5	1:50.777 B	23.004	50.257	37.516	240.4	9:26.608	
6	8:45.079	7:16.566	58.710	29.803		18:11.687	6	8:45.079	7:16.566	58.710	29.803		18:11.687	
7	1:46.818	23.734	53.979	29.105	240.4	19:58.505	7	1:46.818	23.734	53.979	29.105	240.4	19:58.505	
8	2:23.958	22.747	1:33.559	27.652	242.1	22:22.463	8	2:23.958	22.747	1:33.559	27.652	242.1	22:22.463	
9	1:51.360	23.251	57.846	30.263	242.1	24:13.823	9	1:51.360	23.251	57.846	30.263	242.1	24:13.823	
10	2:39.720 B	36.745	1:05.919	57.056	242.9	26:53.543	10	2:39.720 B	36.745	1:05.919	57.056	242.9	26:53.543	
11	5:11.621	3:48.904	52.130	30.587		32:05.164	11	5:11.621	3:48.904	52.130	30.587		32:05.164	
12	1:39.859	22.949	49.773	27.137	242.1	33:45.023	12	1:39.859	22.949	49.773	27.137	242.1	33:45.023	
13	1:40.095	22.671	49.936	27.488	242.9	35:25.118	13	1:40.095	22.671	49.936	27.488	242.9	35:25.118	
172	Giuseppe RAMELLI ITA							172	Giuseppe RAMELLI ITA					
	Rossocorsa - Pellin Racing 488 Challenge EVO							Rossocorsa - Pellin Racing 488 Challenge EVO						
1	3:27.250	2:04.524	55.856	26.870		3:27.250	1	3:27.250	2:04.524	55.856	26.870		3:27.250	
2	1:39.537	22.947	49.694	26.896	243.8	5:06.787	2	1:39.537	22.947	49.694	26.896	243.8	5:06.787	
3	1:39.282	22.445	49.819	27.018	245.5	6:46.069	3	1:39.282	22.445	49.819	27.018	245.5	6:46.069	
4	1:39.432	22.399	49.905	27.128	244.6	8:25.501	4	1:39.432	22.399	49.905	27.128	244.6	8:25.501	
5	1:39.838	22.651	49.763	27.424	243.8	10:05.339	5	1:39.838	22.651	49.763	27.424	243.8	10:05.339	
6	1:41.212	23.101	50.650	27.461	239.6	11:46.551	6	1:41.212	23.101	50.650	27.461	239.6	11:46.551	
7	1:40.512	22.600	50.350	27.562	242.1	13:27.063	7	1:40.512	22.600	50.350	27.562	242.1	13:27.063	
8	2:00.272 B	24.038	55.219	41.015	239.6	15:27.335	8	2:00.272 B	24.038	55.219	41.015	239.6	15:27.335	
9	5:27.684	4:02.639	56.289	28.756		20:55.019	9	5:27.684	4:02.639	56.289	28.756		20:55.019	
10	1:38.450	22.349	49.329	26.772	243.8	22:33.469	10	1:38.450	22.349	49.329	26.772	243.8	22:33.469	
11	1:38.853	22.314	49.263	27.276	245.5	24:12.322	11	1:38.853	22.314	49.263	27.276	245.5	24:12.322	
12	2:37.298 B	35.463	1:07.167	54.668	132.3	26:49.620	12	2:37.298 B	35.463	1:07.167	54.668	132.3	26:49.620	
13	5:10.853	3:51.963	51.079	27.811		32:00.473	13	5:10.853	3:51.963	51.079	27.811		32:00.473	
14	2:58.685 B	22.463	1:25.487	1:10.735	247.3	34:59.158	14	2:58.685 B	22.463	1:25.487	1:10.735	247.3	34:59.158	
177	Fons SCHELTEMA NLD							177	Fons SCHELTEMA NLD					
	Kessel Racing 488 Challenge EVO							Kessel Racing 488 Challenge EVO						
1	7:06.450	5:35.105	1:02.029	29.316		7:06.450	1	7:06.450	5:35.105	1:02.029	29.316		7:06.450	
2	1:39.497	23.107	49.523	26.867	240.4	8:45.947	2	1:39.497	23.107	49.523	26.867	240.4	8:45.947	




COPPA SHELL VALENCIA Qualifying 2

Sector Analysis

_ Invalidated Lap

 Personal Best

 Session Best

 Crossing the pit lane

Lap	Time	Sector 1	Sector 2	Sector 3	T.Spd	Elapsed	Lap	Time	Sector 1	Sector 2	Sector 3	T.Spd	Elapsed
3	1:38.594	22.527	49.122	26.945	242.1	10:24.541							
4	1:47.732	24.741	55.402	27.589	239.6	12:12.273							
5	1:50.741 B	22.671	49.351	38.719	241.2	14:03.014							
6	4:00.541	2:39.849	53.589	27.103		18:03.555							
7	1:37.769	22.441	48.755	26.573	243.8	19:41.324							
8	1:38.419	22.160	49.423	26.836	243.8	21:19.743							
9	1:36.656	22.067	48.234	26.355	242.9	22:56.399							
10	1:49.510 B	22.041	48.495	38.974	244.6	24:45.909							
178 Axel SARTINGEN DEU													
Lueg Sportivo 488 Challenge EVO													
1	2:03.421	33.820	59.357	30.244		2:03.421							
2	1:38.753	23.037	49.236	26.480	242.9	3:42.174							
3	1:37.189	22.173	48.668	26.348	244.6	5:19.363							
4	1:37.936	22.291	48.843	26.802	244.6	6:57.299							
5	1:53.619 B	22.298	49.433	41.888	245.5	8:50.918							
6	6:14.879	4:45.719	57.079	32.081		15:05.797							
7	1:37.598	22.697	48.725	26.176	244.6	16:43.395							
8	1:36.259	22.253	47.924	26.082	246.4	18:19.654							
9	1:36.949	22.046	48.384	26.519	247.3	19:56.603							
10	1:50.047 B	22.283	48.348	39.416	245.5	21:46.650							
11	13:43.207 B	...	58.308	42.888		35:29.857							
12	2:33.661 B					38:03.518							
199 Ingvar MATSSON SWE													
Scuderia Autoropa 488 Challenge EVO													
1	2:21.048	48.944	58.111	33.993		2:21.048							
2	1:39.249	22.955	49.606	26.688	242.9	4:00.297							
3	1:45.070	22.782	50.039	32.249	245.5	5:45.367							
4	1:38.820	22.555	49.661	26.604	236.3	7:24.187							
5	1:50.092 B	22.484	49.742	37.866	242.9	9:14.279							
6	4:53.155	3:28.718	56.862	27.575		14:07.434							
7	1:38.421	22.568	49.253	26.600	243.8	15:45.855							
8	1:37.384	21.962	48.943	26.479	243.8	17:23.239							
9	2:04.685 B	24.821	56.093	43.771	242.9	19:27.924							
181 Maurizio PITORRI ITA													
CDP - Best Lap 488 Challenge EVO													
1	2:22.254	50.085	58.049	34.120		2:22.254							
2	1:40.844	23.268	50.407	27.169	241.2	4:03.098							
3	1:39.391	22.356	49.391	27.644	244.6	5:42.489							
4	1:40.124	22.561	49.047	28.516	246.4	7:22.613							
5	1:40.779	23.058	50.337	27.384	243.8	9:03.392							
6	1:54.380 B	22.670	50.922	40.788	252.7	10:57.772							
7	4:27.052	2:56.149	58.815	32.088		15:24.824							
8	1:46.971	24.141	53.536	29.294	241.2	17:11.795							
9	1:38.894	22.578	49.387	26.929	243.8	18:50.689							
10	1:37.536	22.251	48.917	26.368	256.4	20:28.225							
11	1:45.358	22.317	54.271	28.770	254.5	22:13.583							
12	1:51.692	22.076	56.791	32.825	244.6	24:05.275							
13	2:22.791 B	28.876	1:00.071	53.844	240.4	26:28.066							
14	5:46.571	4:16.064	59.748	30.759		32:14.637							
15	1:38.864	22.551	49.480	26.833	247.3	33:53.501							
16	1:40.532	22.440	49.965	28.127	248.1	35:34.033							
182 Willem VAN DER VORM MCO													
Scuderia Monte-Carlo 488 Challenge EVO													
1	3:11.418	1:45.219	57.136	29.063		3:11.418							
2	1:43.281	22.952	50.468	29.861	240.4	4:54.699							
3	1:39.120	22.671	49.120	27.329	243.8	6:33.819							
4	1:43.165	22.753	52.008	28.404	243.8	8:16.984							
5	1:57.059 B	22.694	50.154	44.211	242.1	10:14.043							
6	6:07.048 B	4:33.850	55.240	37.958		16:21.091							
7	4:30.776	3:09.528	54.139	27.109		20:51.867							
8	1:38.096	22.398	49.276	26.422	243.8	22:29.963							
9	1:41.548	22.213	49.917	29.418	244.6	24:11.511							
10	2:34.329 B	30.861	1:07.791	55.677	152.7	26:45.840							
11	5:46.824	4:18.329	1:00.998	27.497		32:32.664							
12	1:40.670	22.737	50.825	27.108	244.6	34:13.334							