


# COPPA SHELL VALENCIA Race 1

## Sector Analysis


\_ Invalidated Lap

 Personal Best

 Session Best

 Crossing the pit lane

Lap	Time	Sector 1	Sector 2	Sector 3	T.Sp	Elapsed	Lap	Time	Sector 1	Sector 2	Sector 3	T.Sp	Elapsed		
<b>101</b>	<b>Paolo SCUDIERI</b> ITA							<b>118</b>	<b>James WEILAND</b> USA						
	Sa.Mo.Car 488 Challenge EVO								Rossocorsa 488 Challenge EVO						
1	2:07.160	34.360	1:01.141	31.659		2:07.160	1	1:57.925	30.678	57.150	30.097		1:57.925		
2	1:57.806	26.951	58.391	32.464	231.6	4:04.966	2	1:53.541	25.761	56.803	30.977	237.1	3:51.466		
3	2:26.295	31.795	1:14.683	39.817	190.4	6:31.261	3	2:30.611	36.136	1:14.184	40.291	134.9	6:22.077		
4	2:26.955	32.682	1:08.395	45.878	143.0	8:58.216	4	2:26.900	32.435	1:07.972	46.493	182.8	8:48.977		
5	1:54.749	25.920	57.656	31.173	235.5	10:52.965	5	1:52.300	25.668	56.662	29.970	236.3	10:41.277		
6	1:55.283	26.611	57.387	31.285	233.9	12:48.248	6	1:51.249	25.278	56.278	29.693	236.3	12:32.526		
7	1:53.213	25.585	56.934	30.694	234.7	14:41.461	7	1:52.062	25.526	56.791	29.745	236.3	14:24.588		
8	1:53.465	25.886	57.022	30.557	237.1	16:34.926	8	1:52.120	25.881	56.530	29.709	237.1	16:16.708		
9	1:54.465	25.777	57.493	31.195	237.9	18:29.391	9	1:51.146	25.338	56.115	29.693	236.3	18:07.854		
10	1:52.451	26.200	56.198	30.053	237.1	20:21.842	10	1:52.936	25.600	56.612	30.724	236.3	20:00.790		
11	1:53.260	25.909	56.640	30.711	237.1	22:15.102	11	1:50.887	25.125	56.657	<b>29.105</b>	237.1	21:51.677		
12	1:52.748	25.635	56.267	30.846	237.9	24:07.850	12	1:51.321	25.689	56.210	29.422	239.6	23:42.998		
13	1:53.137	25.251	56.653	31.233	234.7	26:00.987	13	1:50.612	25.324	55.935	29.353	237.9	25:33.610		
14	1:51.363	26.110	<b>55.223</b>	30.030	234.7	27:52.350	14	1:51.057	25.232	56.021	29.804	237.9	27:24.667		
15	<b>1:49.789</b>	<b>24.909</b>	55.247	<b>29.633</b>	236.3	29:42.139	15	<b>1:50.035</b>	<b>24.897</b>	<b>55.696</b>	29.442	237.1	29:14.702		
16	1:51.879	25.572	56.212	30.095	237.9	31:34.018	16	1:52.167	25.363	56.919	29.885	237.1	31:06.869		
<b>109</b>	<b>Ernst KIRCHMAYR</b> AUT							<b>120</b>	<b>Guy FAWE</b> BEL						
	Baron Motorsport 488 Challenge EVO								Scuderia FMA 488 Challenge EVO						
1	1:56.365	29.921	56.412	30.032		1:56.365	1	2:00.218	32.122	57.831	30.265		2:00.218		
2	1:53.420	25.768	56.194	31.458	231.6	3:49.785	2	1:52.408	25.647	56.685	30.076	237.1	3:52.626		
3	2:28.852	36.219	1:13.895	38.738	126.3	6:18.637	3	2:31.718	37.243	1:15.212	39.263		6:24.344		
4	2:29.124	32.977	1:09.552	46.595	167.8	8:47.761	4	2:26.966	32.376	1:08.378	46.212	167.8	8:51.310		
5	1:52.544	26.054	56.501	29.989	231.6	10:40.305	5	1:52.247	25.655	56.364	30.228	237.1	10:43.557		
6	1:51.834	25.455	56.049	30.330	233.2	12:32.139	6	1:52.088	25.585	56.176	30.327	240.4	12:35.645		
7	1:52.126	25.540	56.137	30.449	233.2	14:24.265	7	1:52.581	25.982	56.178	30.421	224.1	14:28.226		
8	1:51.636	26.117	55.511	30.008	233.9	16:15.901	8	1:55.238	25.980	56.734	32.524	235.5	16:23.464		
9	1:50.541	25.144	55.127	30.270	237.9	18:06.442	9	1:52.409	25.920	56.327	30.162	234.7	18:15.873		
10	1:49.891	24.972	54.927	29.992	230.8	19:56.333	10	1:50.765	25.338	55.652	29.775	237.9	20:06.638		
11	1:49.436	24.838	55.065	29.533	232.4	21:45.769	11	1:50.211	25.168	<b>54.902</b>	30.141	240.4	21:56.849		
12	<b>1:48.620</b>	24.771	<b>54.346</b>	29.503	238.8	23:34.389	12	<b>1:49.448</b>	<b>24.429</b>	55.420	<b>29.599</b>	238.8	23:46.297		
13	1:49.676	<b>24.668</b>	55.478	29.530	235.5	25:24.065	13	1:49.917	24.851	55.331	29.735	237.1	25:36.214		
14	1:49.146	24.734	54.966	<b>29.446</b>	235.5	27:13.211	14	1:51.646	25.027	56.643	29.976	237.9	27:27.860		
15	1:49.368	24.707	54.997	29.664	233.9	29:02.579	15	1:53.613	24.916	57.258	31.439	237.1	29:21.473		
16	1:51.552	24.851	56.647	30.054	233.2	30:54.131	16	1:53.604	25.561	56.800	31.243	238.8	31:15.077		
<b>111</b>	<b>Martinus RICHTER</b> DEU							<b>121</b>	<b>Peter CHRISTENSEN</b> DNK						
	MERTEL Italo Cars Nürnberg 488 Challenge EVO								Formula Racing 488 Challenge EVO						
1	2:11.508	39.486	59.908	32.114		2:11.508	1	2:05.706	33.186	1:00.003	32.517		2:05.706		
2	1:59.819	26.474	58.907	34.438	233.9	4:11.327	2	1:58.175	26.413	57.670	34.092	222.7	4:03.881		
3	2:22.512	29.789	1:13.051	39.672	203.2	6:33.839	3	2:26.240	31.709	1:14.578	39.953	197.4	6:30.121		
4	2:26.533	32.705	1:08.178	45.650	141.8	9:00.372	4	2:25.521	32.586	1:06.419	46.516	151.4	8:55.642		
5	1:56.190	26.878	57.520	31.792	233.9	10:56.562	5	1:55.202	25.773	58.358	31.071	238.8	10:50.844		
6	1:54.964	26.166	57.196	31.602	234.7	12:51.526	6	1:58.119	26.288	57.798	34.033	237.9	12:48.963		
7	1:54.787	26.283	57.098	31.406	231.6	14:46.313	7	1:54.172	25.691	57.665	30.816	238.8	14:43.135		
8	1:54.136	26.284	56.781	31.071	233.2	16:40.449	8	1:53.600	25.804	57.329	30.467	238.8	16:36.735		
9	1:53.065	25.834	56.462	30.769	236.3	18:33.514	9	1:53.275	25.555	56.889	30.831	239.6	18:30.010		
10	1:53.179	25.582	56.785	30.812	234.7	20:26.693	10	1:52.769	25.761	57.130	29.878	240.4	20:22.779		
11	1:51.210	25.328	55.744	30.138	234.7	22:17.903	11	1:52.792	25.534	56.673	30.585	239.6	22:15.571		
12	1:51.531	25.384	56.048	30.099	238.8	24:09.434	12	1:52.615	26.059	56.484	30.072	240.4	24:08.186		
13	2:19.088	25.775	1:22.953	30.360	238.8	26:28.522	13	1:52.466	25.713	56.489	30.264	227.8	26:00.652		
14	<b>1:50.313</b>	<b>25.102</b>	<b>55.247</b>	<b>29.964</b>	233.9	28:18.835	14	1:50.964	25.580	55.543	29.841	238.8	27:51.616		
							15	<b>1:49.476</b>	<b>25.197</b>	<b>54.804</b>	<b>29.475</b>	237.9	29:41.092		
							16	1:51.936	25.228	56.404	30.304	237.9	31:33.028		




# COPPA SHELL VALENCIA Race 1

## Sector Analysis


\_ Invalidated Lap

 Personal Best

 Session Best

 Crossing the pit lane

Lap	Time	Sector 1	Sector 2	Sector 3	T.Spd	Elapsed	Lap	Time	Sector 1	Sector 2	Sector 3	T.Spd	Elapsed	
<b>126</b>	<b>Joakim OLANDER</b> SWE							10	6:48.448	5:14.254	1:01.845	32.349		26:17.286
	Scuderia Autoropa 488 Challenge EVO							11	1:56.591	26.711	58.871	<b>31.009</b>	236.3	28:13.877
1	2:04.194	32.829	<b>59.496</b>	<b>31.869</b>		2:04.194	12	1:58.097	<b>25.991</b>	59.521	32.585	236.3	30:11.974	
2	2:58.703			34.010	233.2	5:02.897	13	<b>1:55.076</b>	26.093	<b>57.439</b>	31.544	234.7	32:07.050	
3	<b>2:25.546</b>	42.256	1:05.116	38.174	80.9	7:28.443								
4	2:26.731 <b>B</b>	<b>28.197</b>	1:14.904	43.630	205.0	9:55.174								
<b>127</b>	<b>Tommy LINDROTH</b> SWE							1	2:01.023	32.482	57.945	30.596		2:01.023
	Baron Motorsport 488 Challenge EVO							2	1:52.456	25.585	56.504	30.367	233.9	3:53.479
1	2:07.473	36.318	59.755	31.400		2:07.473	3	2:31.849	37.365	1:15.062	39.422	135.4	6:25.328	
2	1:58.273	26.952	58.523	32.798	233.2	4:05.746	4	2:26.359	32.253	1:08.157	45.949	160.1	8:51.687	
3	2:26.465	31.778	1:14.685	40.002	191.4	6:32.211	5	1:52.452	25.745	56.586	30.121	236.3	10:44.139	
4	2:26.308	32.328	1:08.209	45.771	134.9	8:58.519	6	1:52.140	25.309	56.571	30.260	238.8	12:36.279	
5	1:54.894	26.092	57.894	30.908	229.3	10:53.413	7	1:52.144	25.828	56.360	29.956	237.9	14:28.423	
6	1:55.938	26.607	57.924	31.407	236.3	12:49.351	8	1:51.189	25.277	55.665	30.247	238.8	16:19.612	
7	1:54.781	25.748	57.582	31.451	233.9	14:44.132	9	1:50.624	25.126	55.542	29.956	237.1	18:10.236	
8	1:53.115	25.312	57.223	30.580	233.2	16:37.247	10	1:51.769	25.464	55.971	30.334	237.9	20:02.005	
9	1:53.371	25.454	56.864	31.053	235.5	18:30.618	11	1:50.832	25.087	56.199	<b>29.546</b>	237.9	21:52.837	
10	1:52.770	25.683	57.156	29.931	231.6	20:23.388	12	1:51.829	25.944	56.267	29.618	239.6	23:44.666	
11	1:52.609	25.177	56.998	30.434	235.5	22:15.997	13	<b>1:49.993</b>	24.927	<b>55.097</b>	29.969	238.8	25:34.659	
12	1:53.192	25.817	56.967	30.408	236.3	24:09.189	14	1:50.517	<b>24.891</b>	55.757	29.869	236.3	27:25.176	
13	1:54.449	25.751	58.806	<b>29.892</b>	234.7	26:03.638	15	1:50.199	25.051	55.406	29.742	237.9	29:15.375	
14	1:52.292	25.404	56.609	30.279	235.5	27:55.930	16	1:51.498	24.950	56.092	30.456	237.9	31:06.873	
15	<b>1:51.901</b>	25.221	<b>56.064</b>	30.616	234.7	29:47.831								
16	1:52.074	<b>25.111</b>	56.628	30.335	233.9	31:39.905								
<b>128</b>	<b>Christian KINCH</b> SWE							1	2:09.970	35.900	1:01.977	32.093		2:09.970
	Formula Racing 488 Challenge EVO							2	2:01.737	26.821	59.393	35.523	240.4	4:11.707
1	1:59.888	31.734	57.726	30.428		1:59.888	3	2:22.886	30.287	1:13.463	39.136	195.7	6:34.593	
2	1:52.609	25.364	56.396	30.849	236.3	3:52.497	4	2:26.123	32.835	1:08.081	45.207	138.1	9:00.716	
3	2:31.072	36.757	1:14.843	39.472	133.9	6:23.569	5	1:56.662	26.966	57.803	31.893	237.9	10:57.378	
4	2:26.466	32.465	1:08.345	45.656	186.8	8:50.035	6	1:54.836	26.472	57.199	31.165	235.5	12:52.214	
5	1:52.488	25.487	57.006	29.995	233.9	10:42.523	7	1:54.348	26.330	57.120	30.898	237.9	14:46.562	
6	1:51.983	25.460	56.628	29.895	235.5	12:34.506	8	1:52.163	25.613	56.534	30.016	239.6	16:38.725	
7	1:51.885	25.287	56.311	30.287	233.2	14:26.391	9	1:53.363	25.740	56.781	30.842	239.6	18:32.088	
8	1:52.093	25.411	56.948	29.734	234.7	16:18.484	10	1:53.066	25.831	56.777	30.458	236.3	20:25.154	
9	1:50.908	25.147	55.986	29.775	233.9	18:09.392	11	1:52.175	25.533	56.536	30.106	238.8	22:17.329	
10	1:51.911	25.900	55.790	30.221	233.2	20:01.303	12	1:53.525	26.713	56.577	30.235	240.4	24:10.854	
11	<b>1:50.097</b>	25.048	55.404	<b>29.645</b>	233.9	21:51.400	13	1:54.155	<b>25.488</b>	<b>58.732</b>	<b>29.935</b>	240.4	26:05.009	
12	1:50.278	25.483	<b>55.138</b>	29.657	233.9	23:41.678	14	1:53.354	25.667	56.960	30.727	239.6	27:58.363	
13	1:50.181	<b>25.036</b>	55.363	29.782	233.2	25:31.859	15	<b>1:51.869</b>	25.586	<b>56.036</b>	30.247	237.1	29:50.232	
14	1:50.506	25.121	55.546	29.839	231.6	27:22.365	16	1:53.172	25.621	57.355	30.196	239.6	31:43.404	
15	1:50.512	25.234	55.506	29.772	233.2	29:12.877								
16	1:51.817	25.088	55.871	30.858	233.9	31:04.694								
<b>130</b>	<b>Lisa CLARK</b> USA							1	2:10.776	38.701	59.676	32.399		2:10.776
	Ferrari of Beverly Hills 488 Challenge EVO							2	2:02.691	26.664	1:00.513	35.514	234.7	4:13.467
1	2:09.325	35.079	1:02.039	32.207		2:09.325	3	2:21.692	29.326	1:13.455	38.911	211.2	6:35.159	
2	2:00.192	26.828	59.466	33.898	237.9	4:09.517	4	2:26.454	33.220	1:08.336	44.898	143.6	9:01.613	
3	2:23.549	29.507	1:14.152	39.890	212.5	6:33.066	5	2:10.156	26.727	1:12.073	31.356	235.5	11:11.769	
4	2:26.478	32.327	1:08.468	45.683	141.2	8:59.544	6	1:56.255	26.432	58.736	31.087	231.6	13:08.024	
5	2:14.956	28.140	1:13.761	33.055	233.2	11:14.500	7	1:55.329	26.054	58.444	30.831	231.6	15:03.353	
6	2:01.141	27.095	1:01.671	32.375	234.7	13:15.641	8	1:54.727	26.245	57.815	30.667	233.9	16:58.080	
7	1:58.134	26.546	1:00.204	31.384	236.3	15:13.775	9	1:53.870	26.428	57.503	29.939	233.2	18:51.950	
8	1:59.992	27.241	59.905	32.846	236.3	17:13.767	10	1:53.715	25.918	57.330	30.467	234.7	20:45.665	
9	2:15.071 <b>B</b>	26.581	1:01.435	47.055	235.5	19:28.838	11	1:52.178	25.608	56.601	29.969	234.7	22:37.843	
							12	1:52.038	<b>25.535</b>	56.387	30.116	234.7	24:29.881	
<b>139</b>	<b>ALEX FOX</b> FRA							1	2:01.023	32.482	57.945	30.596		2:01.023
	SF Grand Est Mulhouse 488 Challenge EVO							2	1:52.456	25.585	56.504	30.367	233.9	3:53.479
1	2:01.023	32.482	57.945	30.596		2:01.023	3	2:31.849	37.365	1:15.062	39.422	135.4	6:25.328	
2	1:52.456	25.585	56.504	30.367	233.9	3:53.479	4	2:26.359	32.253	1:08.157	45.949	160.1	8:51.687	
3	2:31.849	37.365	1:15.062	39.422	135.4	6:25.328	5	1:52.452	25.745	56.586	30.121	236.3	10:44.139	
4	2:26.359	32.253	1:08.157	45.949	160.1	8:51.687	6	1:52.140	25.309	56.571	30.260	238.8	12:36.279	
5	1:52.452	25.745	56.586	30.121	236.3	10:44.139	7	1:52.144	25.828	56.360	29.956	237.9	14:28.423	
6	1:52.140	25.309	56.571	30.260	238.8	12:36.279	8	1:51.189	25.277	55.665	30.247	238.8	16:19.612	
7	1:52.144	25.828	56.360	29.956	237.9	14:28.423	9	1:50.624	25.126	55.542	29.956	237.1	18:10.236	
8	1:51.189	25.277	55.665	30.247	238.8	16:19.612	10	1:51.769	25.464	55.971	30.334	237.9	20:02.005	
9	1:50.624	25.126	55.542	29.956	237.1	18:10.236	11	1:50.832	25.087	56.199	<b>29.546</b>	237.9	21:52.837	
10	1:51.769	25.464	55.971	30.334	237.9	20:02.005	12	1:51.829	25.944	56.267	29.618	239.6	23:44.666	
11	1:50.832	25.087	56.199	<b>29.546</b>	237.9	21:52.837	13	<b>1:49.993</b>	24.927	<b>55.097</b>	29.969	238.8	25:34.659	
12	1:51.829	25.944	56.267	29.618	239.6	23:44.666	14	1:50.517	<b>24.891</b>	55.757	29.869	236.3	27:25.176	
13	<b>1:49.993</b>	24.927	<b>55.097</b>	29.969	238.8	25:34.659	15	1:50.199	25.051	55.406	29.742	237.9	29:15.375	
14	1:50.517	<b>24.891</b>	55.757	29.869	236.3	27:25.176	16	1:51.498	24.950	56.092	30.456	237.9	31:06.873	
15	1:50.199	25.051	55.406	29.742	237.9	29:15.375								
16	1:51.498	24.950	56.092	30.456	237.9	31:06.873								
<b>150</b>	<b>Werner GENTER</b> DEU							1	2:09.970	35.900	1:01.977	32.093		2:09.970
	Moll Sportwagen Hannover 488 Challenge EVO							2	2:01.737	26.821	59.393	35.523	240.4	4:11.707
1	2:09.970	35.900	1:01.977	32.093		2:09.970	3	2:22.886	30.287	1:13.463	39.136	195.7	6:34.593	
2	2:01.737	26.821	59.393	35.523	240.4	4:11.707	4	2:26.123	32.835	1:08.081	45.207	138.1	9:00.716	
3	2:22.886	30.287	1:13.463	39.136	195.7	6:34.593	5	1:56.662	26.966	57.803	31.893	237.9	10:57.378	
4	2:26.123	32.835	1:08.081	45.207	138.1	9:00.716	6	1:54.836	26.472	57.199	31.165	235.5	12:52.214	
5	1:56.662	26.966	57.803	31.893	237.9	10:57.378	7	1:54.348	26.330	57.120	30.898	237		




# COPPA SHELL VALENCIA Race 1

## Sector Analysis

\_ Invalidated Lap

 Personal Best

 Session Best

 Crossing the pit lane

Lap	Time	Sector 1	Sector 2	Sector 3	T.Spd	Elapsed	Lap	Time	Sector 1	Sector 2	Sector 3	T.Spd	Elapsed
13	1:56.883	25.777	1:00.999	30.107	233.9	26:26.764	13	<b>1:49.648</b>	<b>24.936</b>	<b>54.906</b>	29.806	233.2	25:45.098
14	<b>1:51.369</b>	25.628	55.933	<b>29.808</b>	233.9	28:18.133	14	1:50.906	25.205	55.697	30.004	234.7	27:36.004
15	1:51.877	25.730	<b>55.585</b>	30.562	234.7	30:10.010	15	1:50.844	25.416	55.662	29.766	235.5	29:26.848
16	1:54.209	26.273	56.993	30.943	233.2	32:04.219	16	1:52.849	25.393	56.515	30.941	234.7	31:19.697

172 Giuseppe RAMELLI							ITA						
Rossocorsa - Pellin Racing							488 Challenge EVO						
1	2:05.540	33.756	1:00.030	31.754		2:05.540							
2	1:55.502	25.836	57.139	32.527	233.2	4:01.042							
3	2:27.414	32.975	1:14.443	39.996	225.6	6:28.456							
4	2:26.258	32.122	1:07.577	46.559	162.3	8:54.714							
5	1:55.387	25.889	58.422	31.076	237.1	10:50.101							
6	1:54.257	25.595	57.413	31.249	236.3	12:44.358							
7	1:53.024	25.351	57.088	30.585	237.1	14:37.382							
8	1:55.345	25.900	58.132	31.313	236.3	16:32.727							
9	1:55.565	26.343	57.753	31.469	237.1	18:28.292							
10	1:52.453	25.518	56.835	<b>30.100</b>	237.1	20:20.745							
11	1:53.400	25.445	57.125	30.830	236.3	22:14.145							
12	1:53.318	25.522	57.049	30.747	237.1	24:07.463							
13	1:53.104	<b>24.929</b>	57.056	31.119	236.3	26:00.567							
14	1:53.878	26.836	<b>55.796</b>	31.246	233.2	27:54.445							
15	1:52.320	25.916	56.174	30.230	232.4	29:46.765							
16	<b>1:51.653</b>	25.229	56.047	30.377	235.5	31:38.418							


177 Fons SCHELTEMA							NLD						
Kessel Racing							488 Challenge EVO						
1	1:59.441	31.353	57.716	30.372		1:59.441							
2	1:52.792	25.414	56.224	31.154	237.9	3:52.233							
3	2:30.391	36.032	1:14.529	39.830	131.6	6:22.624							
4	2:26.939	32.420	1:08.415	46.104	186.3	8:49.563							
5	1:52.391	25.573	56.780	30.038	237.1	10:41.954							
6	1:52.083	25.753	56.367	29.963	231.6	12:34.037							
7	1:51.989	25.423	56.325	30.241	236.3	14:26.026							
8	1:51.978	25.540	56.606	29.832	237.9	16:18.004							
9	1:51.004	25.354	55.840	29.810	236.3	18:09.008							
10	1:51.427	25.142	56.098	30.187	238.8	20:00.435							
11	<b>1:47.900</b>	<b>24.515</b>	<b>54.128</b>	<b>29.257</b>	236.3	21:48.335							
12	1:48.858	24.534	54.782	29.542	237.1	23:37.193							
13	1:48.405	24.585	54.270	29.550	238.8	25:25.598							
14	1:48.611	24.573	54.536	29.502	238.8	27:14.209							
15	1:48.897	24.636	54.363	29.898	237.1	29:03.106							
16	1:51.195	24.590	56.663	29.942	237.1	30:54.301							

178 Axel SARTINGEN							DEU						
Lueg Sportivo							488 Challenge EVO						
1	1:57.802	30.608	56.785	30.409		1:57.802							
2	1:53.360	25.780	56.004	31.576	237.9	3:51.162							
3	2:28.873	35.351	1:14.104	39.418	142.7	6:20.035							
4	2:28.432	32.269	1:09.394	46.769	182.4	8:48.467							
5	1:52.831	25.788	56.658	30.385	235.5	10:41.298							
6	1:52.380	25.941	56.217	30.222	233.9	12:33.678							
7	1:51.771	25.290	56.539	29.942	235.5	14:25.449							
8	1:52.168	25.644	56.554	29.970	236.3	16:17.617							
9	1:50.974	25.104	55.892	29.978	235.5	18:08.591							
10	1:53.119	26.064	56.107	30.948	235.5	20:01.710							
11	1:50.894	25.112	56.128	<b>29.654</b>	236.3	21:52.604							
12	2:02.846	25.472	1:06.507	30.867	235.5	23:55.450							

181 Maurizio PITORRI							ITA						
CDP - Best Lap							488 Challenge EVO						
1	2:02.761	33.026	58.499	31.236		2:02.761							
2	1:55.936	25.957	57.339	32.640	232.4	3:58.697							
3	2:28.090	33.920	1:14.271	39.899	190.4	6:26.787							
4	2:27.105	32.021	1:08.030	47.054	153.7	8:53.892							
5	1:54.446	25.993	56.930	31.523	236.3	10:48.338							
6	1:53.138	25.652	56.746	30.740	236.3	12:41.476							
7	1:52.521	25.222	56.665	30.634	236.3	14:33.997							
8	1:53.653	25.681	57.386	30.586	235.5	16:27.650							
9	1:52.920	25.207	56.731	30.982	235.5	18:20.570							
10	1:54.245	25.515	57.037	31.693	236.3	20:14.815							
11	<b>1:51.394</b>	25.102	<b>55.856</b>	30.436	234.7	22:06.209							
12	1:51.845	25.485	55.988	<b>30.372</b>	235.5	23:58.054							
13	1:52.440	25.256	56.425	30.759	235.5	25:50.494							
14	1:52.264	25.171	56.602	30.491	235.5	27:42.758							
15	1:53.732	<b>24.937</b>	57.628	31.167	234.7	29:36.490							
16	1:54.917	26.159	57.806	30.952	234.7	31:31.407							

182 Willem VAN DER VORM							MCO						
Scuderia Monte-Carlo							488 Challenge EVO						
1	2:04.754	32.277	58.962	33.515		2:04.754							
2	1:54.994	25.688	56.750	32.556	238.8	3:59.748							
3	2:27.994	33.625	1:14.246	40.123	190.9	6:27.742							
4	2:26.477	31.790	1:08.040	46.647	167.8	8:54.219							
5	1:54.406	26.132	57.534	30.740	238.8	10:48.625							
6	1:53.173	26.029	56.696	30.448	238.8	12:41.798							
7	1:52.420	25.407	56.916	30.097	238.8	14:34.218							
8	1:51.781	25.374	56.370	30.037	240.4	16:25.999							
9	1:51.400	25.270	56.203	29.927	237.1	18:17.399							
10	1:50.734	25.021	55.499	30.214	236.3	20:08.133							
11	1:49.759	25.394	<b>54.827</b>	29.538	238.8	21:57.892							
12	<b>1:49.651</b>	25.088	55.240	<b>29.323</b>	239.6	23:47.543							
13	1:50.152	24.957	55.761	29.434	239.6	25:37.695							
14	1:51.388	25.185	55.903	30.300	238.8	27:29.083							
15	1:50.288	<b>24.641</b>	55.778	29.869	237.9	29:19.371							
16	1:53.097	24.924	57.172	31.001	236.3	31:12.468							

197 Josef SCHUMACHER							DEU						
Eberlein Automobile							488 Challenge EVO						
1	2:06.699	33.539	1:00.698	32.462		2:06.699							
2	1:57.853	26.533	58.029	33.291	233.2	4:04.552							
3	2:26.214	31.442	1:14.767	40.005	191.9	6:30.766							
4	2:26.741	32.482	1:08.627	45.632	146.6	8:57.507							
5	1:54.865	25.818	57.875	31.172	233.2	10:52.372							
6	1:55.266	26.230	57.411	31.625	233.2	12:47.638							
7	1:53.159	25.331	56.700	31.128	232.4	14:40.797							
8	1:53.359	25.600	56.909	30.850	234.7	16:34.156							
9	1:54.770	25.789	57.752	31.229	234.7	18:28.926							
10	1:52.645	26.082	56.087	30.476	235.5	20:21.571							
11	1:53.457	25.666	56.571	31.220	234.7	22:15.028							
12	1:53.993	25.829	56.781	31.383	233.9	24:09.021							





## COPPA SHELL VALENCIA Race 1

### Sector Analysis

\_ Invalidated Lap

 Personal Best

 Session Best

 B Crossing the pit lane

Lap	Time	Sector 1	Sector 2	Sector 3	T.Spd	Elapsed	Lap	Time	Sector 1	Sector 2	Sector 3	T.Spd	Elapsed
13	<b>1:52.443</b>	<b>25.251</b>	56.429	30.763	235.5	26:01.464							
14	1:52.991	26.377	<b>56.067</b>	30.547	237.9	27:54.455							
15	1:54.874	27.252	57.225	<b>30.397</b>	233.2	29:49.329							
16	1:53.858	25.556	57.203	31.099	234.7	31:43.187							

**199** **Ingvar MATTSSON** SWE  
Scuderia Autoropa 488 Challenge EVO

1	2:06.058	34.185	1:00.544	31.329		2:06.058
2	1:56.944	26.691	57.535	32.718	215.8	4:03.002
3	2:26.473	31.989	1:14.695	39.789	222.7	6:29.475
4	2:27.126	32.532	1:08.453	46.141	155.1	8:56.601
5	1:54.742	25.653	58.110	30.979	232.4	10:51.343
6	1:54.498	25.851	57.942	30.705	237.1	12:45.841
7	1:52.262	24.699	56.739	30.824	236.3	14:38.103
8	1:54.850	25.718	57.943	31.189	237.1	16:32.953
9	1:54.163	26.466	57.418	30.279	236.3	18:27.116
10	1:50.428	24.803	56.161	<b>29.464</b>	236.3	20:17.544
11	1:50.844	24.681	56.231	29.932	236.3	22:08.388
12	<b>1:50.087</b>	<b>24.528</b>	<b>55.514</b>	30.045	237.1	23:58.475
13	1:52.476	25.238	56.101	31.137	238.8	25:50.951
14	1:52.142	25.000	56.885	30.257	237.9	27:43.093
15	1:51.064	24.925	56.516	29.623	237.9	29:34.157
16	1:51.436	25.380	55.680	30.376	236.3	31:25.593