


COPPA SHELL VALENCIA Free Practice

Sector Analysis


_ Invalidated Lap							■ Personal Best		■ Session Best		■ Crossing the pit lane		
Lap	Time	Sector 1	Sector 2	Sector 3	T.Spd	Elapsed	Lap	Time	Sector 1	Sector 2	Sector 3	T.Spd	Elapsed
101	Paolo SCUDIERI						ITA						
	Sa.Mo.Car						488 Challenge EVO						
1	5:38.757	4:05.406	1:00.571	32.780		5:38.757	7	1:38.418	22.581	49.271	26.566	238.8	27:41.606
2	1:45.479	24.639	52.293	28.547	236.3	7:24.236	8	1:50.079 B	22.531	49.257	38.291	238.8	29:31.685
3	1:42.116	23.457	51.172	27.487	238.8	9:06.352	9	4:44.491	3:15.275	56.976	32.240		34:16.176
4	1:42.645	23.482	51.344	27.819	239.6	10:48.997	10	2:21.751 B	24.079	1:02.705	54.967	217.8	36:37.927
5	1:41.746	23.250	51.019	27.477	238.8	12:30.743							
6	2:20.101 B	24.967	1:08.236	46.898	240.4	14:50.844							
7	11:56.805	...	57.232	29.240		26:47.649							
8	1:44.117	24.976	51.741	27.400	238.8	28:31.766							
9	1:41.455	23.379	50.690	27.386	240.4	30:13.221							
10	1:40.529	22.909	50.102	27.518	239.6	31:53.750							
11	1:40.182	23.120	49.775	27.287	241.2	33:33.932							
12	2:03.290 B	23.624	52.675	46.991	240.4	35:37.222							
109	Ernst KIRCHMAYR						AUT						
	Baron Motorsport						488 Challenge EVO						
1	2:16.019	44.513	1:00.943	30.563		2:16.019							
2	1:49.155	26.358	54.173	28.624	194.6	4:05.174							
3	2:05.277 B	25.601	57.482	42.194	237.9	6:10.451							
4	3:45.441	2:19.952	54.183	31.306		9:55.892							
5	1:48.800	25.128	54.869	28.803	210.5	11:44.692							
6	2:03.963 B	22.559	49.836	51.568	240.4	13:48.655							
7	12:06.770	...	58.250	27.541		25:55.425							
8	1:38.047	22.425	48.753	26.869	238.8	27:33.472							
9	1:38.164	22.384	49.171	26.609	237.9	29:11.636							
10	1:38.452	22.683	48.972	26.797	238.8	30:50.088							
11	1:38.209	22.508	48.739	26.962	239.6	32:28.297							
12	1:44.762	22.481	51.407	30.874	238.8	34:13.059							
13	2:02.961 B	22.582	56.504	43.875	237.1	36:16.020							
111	Martinus RICHTER						DEU						
	MERTEL Italo Cars Nürnberg						488 Challenge EVO						
1	2:36.467	54.999	1:07.165	34.303		2:36.467							
2	1:57.971	30.219	54.099	33.653	131.8	4:34.438							
3	1:50.172	26.592	54.309	29.271	153.0	6:24.610							
4	1:42.619	23.217	51.752	27.650	235.5	8:07.229							
5	1:48.103	24.338	54.094	29.671	237.1	9:55.332							
6	1:45.052	23.041	54.141	27.870	236.3	11:40.384							
7	2:00.227 B	23.826	52.197	44.204	237.1	13:40.611							
8	12:39.492	...	59.026	29.375		26:20.103							
9	1:39.687	22.627	50.185	26.875	236.3	27:59.790							
10	1:41.233	22.700	51.009	27.524	238.8	29:41.023							
11	1:40.321	22.723	50.149	27.449	237.9	31:21.344							
12	1:42.723	23.775	51.287	27.661	238.8	33:04.067							
13	1:40.637	23.445	50.079	27.113	239.6	34:44.704							
14	2:07.693 B	27.857	1:00.262	39.574	238.8	36:52.397							
118	James WEILAND						USA						
	Rossocorsa						488 Challenge EVO						
1	3:11.352	1:42.761	59.723	28.868		3:11.352							
2	2:16.070 B	23.767	1:09.371	42.932	237.9	5:27.422							
3	4:06.079	2:40.408	57.456	28.215		9:33.501							
4	1:41.327	23.577	50.949	26.801	240.4	11:14.828							
5	1:50.801 B	22.391	48.792	39.618	239.6	13:05.629							
6	12:57.559	...	52.309	26.880		26:03.188							
120	Guy FAWE						BEL						
	Scuderia FMA						488 Challenge EVO						
1	2:26.291	45.490	1:08.190	32.611		2:26.291							
2	1:57.134	28.680	58.767	29.687	172.0	4:23.425							
3	1:43.667	24.728	51.406	27.533	211.8	6:07.092							
4	1:47.374	27.217	52.391	27.766	235.5	7:54.466							
5	1:41.414	23.098	50.703	27.613	242.1	9:35.880							
6	1:41.371	22.828	50.883	27.660	242.9	11:17.251							
7	1:55.816 B	22.816	51.354	41.646	242.9	13:13.067							
8	13:20.794	...	52.082	27.579		26:33.861							
9	1:40.752	23.113	50.144	27.495	241.2	28:14.613							
10	1:40.984	23.462	50.266	27.256	238.8	29:55.597							
11	1:40.417	22.934	50.184	27.299	243.8	31:36.014							
12	1:40.974	22.918	50.615	27.441	243.8	33:16.988							
13	2:13.011 B	22.993	1:05.578	44.440	242.9	35:29.999							
121	Peter CHRISTENSEN						DNK						
	Formula Racing						488 Challenge EVO						
1	4:18.985	2:47.281	1:00.310	31.394		4:18.985							
2	1:52.342	25.507	58.323	28.512	230.1	6:11.327							
3	1:49.881	24.925	55.440	29.516	239.6	8:01.208							
4	1:54.099	25.761	56.634	31.704	238.8	9:55.307							
5	2:11.004 B	32.150	57.039	41.815	156.5	12:06.311							
6	14:07.532	...	56.228	28.673		26:13.843							
7	1:44.602	24.670	52.233	27.699	242.9	27:58.445							
8	1:44.160	23.383	52.403	28.374	241.2	29:42.605							
9	1:40.511	23.191	50.170	27.150	240.4	31:23.116							
10	1:44.306	23.623	53.543	27.140	241.2	33:07.422							
11	1:41.224	23.433	50.544	27.247	240.4	34:48.646							
12	2:10.979 B	29.275	59.110	42.594	178.2	36:59.625							
126	Joakim OLANDER						SWE						
	Scuderia Autoropa						488 Challenge EVO						
1	3:06.536	1:35.200	1:00.133	31.203		3:06.536							
2	1:50.273	26.435	55.043	28.795	230.8	4:56.809							
3	2:03.084	25.068	1:09.282	28.734	236.3	6:59.893							
4	2:03.779 B	28.445	55.148	40.186	227.8	9:03.672							
5	4:32.708 B	2:45.319	59.231	48.158		13:36.380							
6	12:38.087	...	55.612	28.734		26:14.467							
7	1:42.378	23.987	50.073	28.318	242.1	27:56.845							
8	1:39.231	22.480	49.681	27.070	239.6	29:36.076							
9	1:44.625	24.106	52.301	28.218	242.9	31:20.701							
10	2:06.508	45.599	53.213	27.696	238.8	33:27.209							
11	1:41.441	22.841	50.044	28.556	236.3	35:08.650							
127	Tommy LINDROTH						SWE						
	Baron Motorsport						488 Challenge EVO						
1	2:55.620	1:22.931	1:01.362	31.327		2:55.620							
2	1:54.804	26.887	55.881	32.036	191.9	4:50.424							
3	1:54.288 B	24.889	51.899	37.500	228.6	6:44.712							
4	3:13.388	1:46.506	57.205	29.677		9:58.100							
5	1:50.289	23.520	58.976	27.793	237.1	11:48.389							



COPPA SHELL
VALENCIA
Free Practice

Sector Analysis

_ Invalidated Lap							■ Personal Best							■ Session Best							B Crossing the pit lane						
Lap	Time	Sector 1	Sector 2	Sector 3	T.Spd	Elapsed	Lap	Time	Sector 1	Sector 2	Sector 3	T.Spd	Elapsed	Lap	Time	Sector 1	Sector 2	Sector 3	T.Spd	Elapsed	Lap	Time	Sector 1	Sector 2	Sector 3	T.Spd	Elapsed
128 Christian KINCH SWE																											
Formula Racing 488 Challenge EVO																											
6	1:57.510B	23.238	50.513	43.759	236.3	13:45.899	3	<u>1:42.575</u>	23.181	51.339	28.055	240.4	8:56.873	1	3:01.278	1:27.826	1:02.531	30.921	240.4	4:46.865	1	5:24.949	3:43.116	1:09.168	32.665	5:24.949	
7	15:18.501	...	50.550	27.647	...	29:04.400	4	<u>1:43.228</u>	23.326	51.663	28.239	241.2	10:40.101	2	1:45.587	24.588	52.932	28.067	240.4	4:46.865	2	1:43.597	23.630	52.766	27.201	237.1	3:44.659
8	1:41.120	23.093	50.160	27.867	236.3	30:45.520	5	2:06.881B	27.259	1:00.682	38.940	242.1	12:46.982	3	<u>1:41.150</u>	23.302	50.254	27.594	242.1	6:28.015	3	1:40.501	22.463	50.874	27.164	238.8	5:25.160
9	1:40.219	22.935	49.757	27.527	237.9	32:25.739	6	15:51.972	...	56.721	28.097	4	<u>1:38.961</u>	22.980	49.421	26.560	238.8	7:04.121	4	<u>1:38.961</u>	22.980	49.421	26.560	238.8	7:04.121
10	1:49.707	22.977	52.582	34.148	237.1	34:15.446	7	1:41.246	23.248	50.499	27.499	242.1	30:20.200	5	<u>1:39.529</u>	22.768	49.570	27.191	240.4	8:43.650	5	<u>1:39.529</u>	22.768	49.570	27.191	240.4	8:43.650
11	2:06.411B	23.070	58.205	45.136	236.3	36:21.857	8	<u>1:39.044</u>	22.760	49.352	26.932	243.8	31:59.244	6	<u>1:38.667</u>	22.428	49.323	26.916	239.6	10:22.317	6	<u>1:38.667</u>	22.428	49.323	26.916	239.6	10:22.317
168 Germana TOGNELLA GBR																											
Rossocorsa 488 Challenge EVO																											
1	2:41.078	1:06.323	1:02.508	32.247	...	2:41.078	9	<u>1:39.324</u>	22.591	49.790	26.943	244.6	33:38.568	7	12:28.131	...	58.463	28.469	26:28.496	7	1:49.403B	22.558	50.839	36.006	238.8	12:11.720	
2	1:51.437	26.671	54.780	29.986	229.3	4:32.515	10	<u>1:37.843</u>	22.204	48.974	26.665	235.5	32:34.029	8	13:54.135	...	55.066	27.758	26:05.855	8	13:54.135	...	55.066	27.758	26:05.855		
3	1:47.264	24.681	54.058	28.525	233.9	6:19.779	11	<u>1:37.843</u>	22.204	48.974	26.665	235.5	32:34.029	9	1:41.656	23.407	50.217	27.940	241.2	28:10.060	9	1:41.656	23.407	50.217	27.940	241.2	28:10.060
4	1:54.257	24.370	59.349	30.538	235.5	8:14.036	12	<u>1:51.637B</u>	22.528	51.132	37.977	237.1	34:25.666	10	1:41.669	23.113	50.327	28.229	241.2	29:51.729	10	1:41.669	23.113	50.327	28.229	241.2	29:51.729
5	1:50.075B	22.765	52.291	35.019	234.7	9:27.217	13	2:04.333B	24.979	53.822	45.532	242.9	35:42.901	11	1:40.713	22.958	50.087	27.668	242.1	31:32.442	11	1:40.713	22.958	50.087	27.668	242.1	31:32.442
6	14:07.655B	23:34.872	14	2:04.333B	24.979	53.822	45.532	242.9	35:42.901	12	1:41.754	23.526	50.397	27.831	242.1	33:14.196	12	1:41.754	23.526	50.397	27.831	242.1	33:14.196
7	5:43.072	4:19.490	55.833	27.749	...	29:17.944	15	2:04.333B	24.979	53.822	45.532	242.9	35:42.901	13	2:01.115B	23.470	57.682	39.963	238.8	35:15.311	13	2:01.115B	23.470	57.682	39.963	238.8	35:15.311
8	1:38.242	22.458	48.979	26.805	236.3	30:56.186	16	2:04.333B	24.979	53.822	45.532	242.9	35:42.901	14	1:49.403B	22.558	50.839	36.006	238.8	35:15.311	14	1:49.403B	22.558	50.839	36.006	238.8	35:15.311
9	<u>1:37.843</u>	22.204	48.974	26.665	235.5	32:34.029	17	2:04.333B	24.979	53.822	45.532	242.9	35:42.901	15	1:41.564	23.407	50.217	27.940	241.2	28:10.060	15	1:41.564	23.407	50.217	27.940	241.2	28:10.060
10	<u>1:51.637B</u>	22.528	51.132	37.977	237.1	34:25.666	18	2:04.333B	24.979	53.822	45.532	242.9	35:42.901	16	1:41.669	23.113	50.327	28.229	241.2	29:51.729	16	1:41.669	23.113	50.327	28.229	241.2	29:51.729
130 Lisa CLARK USA																											
Ferrari of Beverly Hills 488 Challenge EVO																											
1	3:01.278	1:27.826	1:02.531	30.921	...	3:01.278	19	2:04.333B	24.979	53.822	45.532	242.9	35:42.901	17	1:42.396	23.417	51.340	27.639	235.5	28:04.227	17	1:42.209	23.409	51.174	27.626	236.3	29:46.436
2	1:45.587	24.588	52.932	28.067	240.4	4:46.865	20	2:04.333B	24.979	53.822	45.532	242.9	35:42.901	18	1:42.396	23.417	51.340	27.639	235.5	28:04.227	18	1:42.396	23.417	51.340	27.639	235.5	28:04.227
3	<u>1:41.150</u>	23.302	50.254	27.594	242.1	6:28.015	21	2:04.333B	24.979	53.822	45.532	242.9	35:42.901	19	1:42.209	23.409	51.174	27.626	236.3	29:46.436	19	1:42.209	23.409	51.174	27.626	236.3	29:46.436
4	<u>1:49.453</u>	23.282	50.491	35.680	242.9	8:17.468	22	2:04.333B	24.979	53.822	45.532	242.9	35:42.901	20	1:43.239	23.738	51.961	27.540	235.5	31:29.675	20	1:43.239	23.738	51.961	27.540	235.5	31:29.675
5	1:59.961	27.425	1:02.347	30.189	186.8	10:17.429	23	2:04.333B	24.979	53.822	45.532	242.9	35:42.901	21	1:52.995B	24.464	50.869	37.662	222.7	33:22.670	21	1:52.995B	24.464	50.869	37.662	222.7	33:22.670
6	1:41.924	23.230	50.588	28.106	241.2	11:59.353	24	2:04.333B	24.979	53.822	45.532	242.9	35:42.901	22	1:52.995B	24.464	50.869	37.662	222.7	33:22.670	22	1:52.995B	24.464	50.869	37.662	222.7	33:22.670
7	2:01.012B	24.063	52.820	44.129	238.8	14:00.365	25	2:04.333B	24.979	53.822	45.532	242.9	35:42.901	23	1:52.995B	24.464	50.869	37.662	222.7	33:22.670	23	1:52.995B	24.464	50.869	37.662	222.7	33:22.670
8	12:28.131	...	58.463	28.469	...	26:28.496	26	2:04.333B	24.979	53.822	45.532	242.9	35:42.901	24	1:52.995B	24.464	50.869	37.662	222.7	33:22.670	24	1:52.995B	24.464	50.869	37.662	222.7	33:22.670
9	1:41.564	23.407	50.217	27.940	241.2	28:10.060	27	2:04.333B	24.979	53.822	45.532	242.9	35:42.901	25	1:52.995B	24.464	50.869	37.662	222.7	33:22.670	25	1:52.995B	24.464	50.869	37.662	222.7	33:22.670
10	1:41.669	23.113	50.327	28.229	241.2	29:51.729	28	2:04.333B	24.979	53.822	45.532	242.9	35:42.901	26	1:52.995B	24.464	50.869	37.662	222.7	33:22.670	26	1:52.995B	24.464	50.869	37.662	222.7	33:22.670
11	1:40.713	22.958	50.087	27.668	242.1	31:32.442	29	2:04.333B	24.979	53.822	45.532	242.9	35:42.901	27	1:52.995B	24.464	50.869	37.662	222.7	33:22.670	27	1:52.995B	24.464	50.869	37.662	222.7	33:22.670
12	1:41.754	23.526	50.397	27.831	242.1	33:14.196	30	2:04.333B	24.979	53.822	45.532	242.9	35:42.901	28	1:52.995B	24.464	50.869	37.662	222.7	33:22.670	28	1:52.995B	24.464	50.869	37.662	222.7	33:22.670
13	2:01.115B	23.470	57.682	39.963	238.8	35:15.311	31	2:04.333B	24.979	53.822	45.532	242.9	35:42.901	29	1:52.995B	24.464	50.869	37.662	222.7	33:22.670	29	1:52.995B	24.464	50.869	37.662	222.7	33:22.670
172 Giuseppe RAMELLI ITA																											
Rossocorsa - Pellin Racing 488 Challenge EVO																											
1	3:50.266	2:11.517	1:05.923	32.826	...	3:50.266	32	2:04.333B	24.979	53.822	45.532	242.9	35:42.901	31	1:39.292	22.566	49.878	26.848	242.1	32:00.173	31	1:39.292	22.566	49.878	26.848	242.1	32:00.173
2	1:46.516	24.655	52.817	29.044	232.4	5:36.782	33	1:41.602	23.173	50.930	27.499	240.4	7:18.384	32	1:39.844	22.469	50.279	27.096	242.9	33:40.017	32	1:39.844	22.469	50.279	27.096	242.9	33:40.017
3	<u>1:41.602</u>	23.173	50.930	27.499	240.4	7:18.384	34	1:41.913	23.180	50.955	27.778	241.2	9:00.297	33	1:39.844	22.469	50.279	27.096	242.9	33:40.017	33	1:39.844	22.469	50.279	27.096	242.9	33:40.017
4	1:41.913	23.180	50.955	27.778	241.2	9:00.297	35	1:41.748	23.450	50.759	27.539	241.2	10:42.045	34	1:39.844	22.469	50.279	27.096	242.9	33:40.017	34	1:39.844	22.469	50.279	27.096	242.9	33:40.017
5	1:41.748	23.450	50.759	27.539	241.2	10:42.045	36	1:41.825	23.665	50.727	27.433	242.1	12:23.870	35	1:39.844	22.469	50.279	27.096	242.9	33:40.017	35	1:39.844	22.469	50.279	27.096	242.9	33:40.017
6	1:41.825	23.665	50.727	27.433	242.1	12:23.870	37	2:16.926B	23.374	1:06.812	46.740	240.4	14:40.796	36	1:39.844	22.469	50.279	27.096	242.9	33:40.017	36	1:39.844	22.469	50.279	27.096	242.9	33:40.017
7	2:16.926B	23.374	1:06.812	46.740	240.4	14:40.796	38	12:21.297	...	55.031	27.833	...	27:02.093	37	1:39.844	22.469	50.279	27.096	242.9	33:40.017	37	1:39.844	22.469	50.279	27.096	2	





COPPA SHELL VALENCIA Free Practice

Sector Analysis

_ Invalidated Lap

 Personal Best

 Session Best

 Crossing the pit lane

Lap	Time	Sector 1	Sector 2	Sector 3	T.Spd	Elapsed	Lap	Time	Sector 1	Sector 2	Sector 3	T.Spd	Elapsed	
178	Axel SARTINGEN						DEU	1	2:26.018	48.438	1:07.178	30.402		2:26.018
	Lueg Sportivo						488 Challenge EVO	2	1:58.257	23.376	1:07.188	27.693	239.6	4:24.275
	1	3:57.663 B	2:19.048	1:00.420	38.195	3:57.663	3	1:43.398	24.791	51.220	27.387	226.3	6:07.673	
	2	2:37.024	1:19.073	50.776	27.175	6:34.687	4	1:41.299	24.855	49.535	26.909	240.4	7:48.972	
	3	1:39.572	22.820	49.112	27.640	241.2	5	1:39.760	23.029	49.678	27.053	239.6	9:28.732	
	4	1:40.102	22.637	49.627	27.838	242.1	6	1:40.248	22.607	50.552	27.089	237.9	11:08.980	
	5	<u>1:42.493</u>	22.778	53.108	26.607	240.4	7	<u>1:49.554 B</u>	22.806	50.101	36.647	237.9	12:58.534	
	6	<u>2:01.477 B</u>	22.600	49.748	49.129	240.4	8	15:29.603	...	53.129	28.121		28:28.137	
	7	14:49.241	...	54.998	27.982	28:27.572	9	<u>1:42.081</u>	25.200	49.890	26.991	240.4	30:10.218	
	8	1:51.808	31.462	52.199	28.147	240.4	10	1:39.473	22.456	49.866	27.151	239.6	31:49.691	
	9	1:38.709	22.369	48.703	27.637	241.2	11	1:39.974	23.038	49.817	27.119	236.3	33:29.665	
	10	<u>1:37.437</u>	22.214	48.558	26.665	242.9	12	1:57.523 B	22.536	49.906	45.081	237.9	35:27.188	
	11	2:03.732 B	22.571	52.422	48.739	240.4								
181	Maurizio PITORRI						ITA							
	CDP - Best Lap						488 Challenge EVO							
	1	2:14.782	44.006	59.872	30.904	2:14.782								
	2	1:46.837	25.088	53.483	28.266	233.9								
	3	1:42.646	23.589	51.349	27.708	237.1								
	4	1:40.975	23.415	50.349	27.211	237.9								
	5	1:41.821	23.075	50.912	27.834	239.6								
	6	1:46.429	23.137	54.383	28.909	238.8								
	7	1:44.487	23.515	52.133	28.839	236.3								
	8	2:08.954 B	26.199	1:00.326	42.429	237.1								
	9	11:26.180	...	56.582	28.743	26:13.111								
	10	1:42.025	23.172	51.047	27.806	235.5								
	11	1:40.651	23.009	50.320	27.322	237.9								
	12	1:41.401	23.403	50.488	27.510	237.9								
	13	1:43.959	23.183	51.690	29.086	236.3								
182	Willem VAN DER VORM						MCO							
	Scuderia Monte-Carlo						488 Challenge EVO							
	1	3:25.435	2:00.282	56.640	28.513	3:25.435								
	2	1:41.482	22.949	51.012	27.521	238.8								
	3	1:40.327	22.859	50.317	27.151	239.6								
	4	1:40.713	23.218	50.280	27.215	238.8								
	5	1:40.454	22.945	50.322	27.187	240.4								
	6	1:53.172 B	22.895	50.880	39.397	240.4								
	7	15:14.435	...	54.267	27.866	27:16.018								
	8	1:38.580	22.653	48.925	27.002	239.6								
	9	1:38.067	22.207	49.122	26.738	241.2								
	10	1:37.994	22.456	48.927	26.611	242.9								
	11	1:38.362	22.528	49.019	26.815	242.1								
	12	2:10.427 B	25.926	53.341	51.160	178.2								
197	Josef SCHUMACHER						DEU							
	Eberlein Automobile						488 Challenge EVO							
	1	3:08.808	1:44.171	56.064	28.573	3:08.808								
	2	1:40.408	23.152	49.845	27.411	236.3								
	3	1:39.446	22.597	49.578	27.271	235.5								
	4	<u>1:43.428</u>	23.038	50.874	29.516	237.1								
	5	1:41.884	22.902	51.140	27.842	234.7								
	6	2:00.436 B	22.719	1:00.034	37.683	234.7								
199	Ingvar MATSSON						SWE							
	Scuderia Autoropa						488 Challenge EVO							