


# COPPA SHELL MISANO Race 2

## Sector Analysis

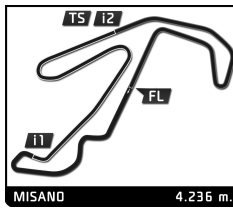
\_ Invalidated Lap

 Personal Best

 Session Best

 Crossing the pit lane

Lap	Time	Sector 1	Sector 2	Sector 3	T.Sp	Elapsed	Lap	Time	Sector 1	Sector 2	Sector 3	T.Sp	Elapsed		
<b>102</b>	<b>Claudio SCHIAVONI</b> ITA							<b>128</b>	<b>Christian KINCH</b> SWE						
Scuderia Niki - Iron Lynx 488 Challenge EVO							Formula Racing 488 Challenge EVO								
1	1:46.802	33.075	38.120	35.607	222.2	1:46.802	1	1:45.407	31.626	38.610	35.171	220.0	1:45.407		
2	<b>1:39.250</b>	26.531	<b>37.246</b>	<b>35.473</b>	222.2	3:26.052	2	<b>1:39.205</b>	26.513	<b>37.525</b>	<b>35.167</b>	219.5	3:24.612		
3	1:39.395	<b>26.393</b>	37.526	35.476	221.3	5:05.447	3	1:39.508	<b>26.317</b>	37.601	35.590	219.5	5:04.120		
4	1:41.691	26.394	37.294	38.003	222.2	6:47.138	4	1:41.038	26.351	37.596	37.091	218.6	6:45.158		
5	2:58.233	36.754	1:15.415	1:06.064	97.2	9:45.371	5	2:56.777	36.008	1:14.527	1:06.242	143.4	9:41.935		
6	2:57.372	47.195	1:10.864	59.313	106.4	12:42.743	6	2:57.936	47.506	1:09.961	1:00.469	118.8	12:39.871		
7	2:47.328	46.247	1:01.622	59.459	127.8	15:30.071	7	2:46.686	46.298	1:00.751	59.637	127.4	15:26.557		
8	2:26.087	41.408	57.469	47.210	131.7	17:56.158	8	2:28.110	42.242	57.762	48.106	117.0	17:54.667		
9	1:43.721	28.356	38.712	36.653	222.7	19:39.879	9	1:44.539	28.748	39.035	36.756	219.5	19:39.206		
10	1:43.162	27.807	38.477	36.878	221.3	21:23.041	10	1:43.316	27.930	38.741	36.645	220.9	21:22.522		
11	1:41.265	27.397	37.911	35.957	221.8	23:04.306	11	1:41.165	27.400	37.932	35.833	220.0	23:03.687		
12	1:40.251	26.650	37.646	35.955	222.2	24:44.557	12	1:39.752	26.795	37.596	35.361	220.4	24:43.439		
13	1:42.249	26.850	39.074	36.325	221.3	26:26.806	13	1:40.801	26.858	38.244	35.699	219.5	26:24.240		
14	1:41.612	27.100	38.295	36.217	220.9	28:08.418	14	1:40.356	26.954	37.729	35.673	220.4	28:04.596		
15	1:40.524	26.793	37.553	36.178	222.2	29:48.942	15	1:41.287	26.843	38.041	36.403	220.4	29:45.883		
16	1:44.746	27.687	38.740	38.319	221.3	31:33.688	16	1:47.370	28.086	40.246	39.038	219.1	31:33.253		
<b>109</b>	<b>Ernst KIRCHMAYR</b> AUT							<b>139</b>	<b>"ALEX FOX"</b> FRA						
Baron Motorsport 488 Challenge EVO							SF Grand Est Mulhouse 488 Challenge EVO								
1	1:45.441	31.974	38.556	34.911	221.8	1:45.441	1	1:47.466	33.689	38.293	35.484	220.4	1:47.466		
2	1:39.659	27.028	<b>37.164</b>	35.467	221.3	3:25.100	2	<b>1:39.404</b>	26.574	<b>37.515</b>	<b>35.315</b>	220.4	3:26.870		
3	1:39.235	26.319	37.461	35.455	220.4	5:04.335	3	1:39.901	<b>26.446</b>	37.778	35.677	218.6	5:06.771		
4	1:42.003	26.607	37.188	38.208	216.9	6:46.338	4	1:41.332	26.640	37.982	36.710	220.0	6:48.103		
5	2:57.951	36.991	1:15.221	1:05.739	111.6	9:44.289	5	2:57.723	36.525	1:15.753	1:05.445	121.6	9:45.826		
6	2:57.650	47.149	1:10.764	59.737	118.6	12:41.939	6	2:59.187	47.506	1:12.026	59.655	128.0	12:45.013		
7	2:47.068	45.888	1:01.975	59.205	116.6	15:29.007	7	2:47.522	44.890	1:03.514	59.118	99.2	15:32.535		
8	2:26.329	41.533	57.444	47.352	104.9	17:55.336	8	2:24.142	39.756	57.614	46.772	120.4	17:56.677		
9	1:43.973	28.712	38.592	36.669	221.3	19:39.309	9	1:43.635	28.266	38.783	36.586	220.9	19:40.312		
10	1:41.637	27.501	38.316	35.820	220.4	21:20.946	10	1:43.494	28.124	38.348	37.022	220.0	21:23.806		
11	1:40.220	26.874	37.689	35.657	221.8	23:01.166	11	1:41.951	28.017	38.275	35.659	220.4	23:05.757		
12	1:39.634	26.893	37.597	35.144	221.8	24:40.800	12	1:40.692	26.789	38.089	35.814	219.5	24:46.449		
13	1:38.785	26.288	37.556	34.941	221.8	26:19.585	13	1:41.441	27.287	38.029	36.125	220.4	26:27.890		
14	<b>1:38.229</b>	<b>26.143</b>	37.207	<b>34.879</b>	223.1	27:57.814	14	1:41.513	27.046	38.015	36.452	220.4	28:09.403		
15	1:40.115	26.599	37.324	36.192	224.5	29:37.929	15	1:41.876	27.153	37.994	36.729	220.0	29:51.279		
16	1:42.230	27.721	37.893	36.616	223.1	31:20.159	16	1:44.381	28.098	38.878	37.405	220.0	31:35.660		
<b>122</b>	<b>Miroslav VYBOH</b> SVK							<b>150</b>	<b>Werner GENTER</b> DEU						
Scuderia Praha 488 Challenge EVO							Moll Sportwagen Hannover 488 Challenge EVO								
1	1:53.035	37.308	38.904	36.823	219.1	1:53.035	1	1:54.054	37.843	39.589	36.622	219.1	1:54.054		
2	1:40.290	26.708	38.039	35.543	219.1	3:33.325	2	1:42.276	27.216	39.039	36.021	217.3	3:36.330		
3	<b>1:39.883</b>	26.650	<b>37.479</b>	35.754	220.4	5:13.208	3	<b>1:41.922</b>	27.225	38.420	36.277	216.4	5:18.252		
4	1:42.163	<b>26.436</b>	38.413	37.314	220.4	6:55.371	4	1:44.646	27.406	39.783	37.457	216.9	7:02.898		
5	2:57.427	34.100	1:17.591	1:05.736	145.4	9:52.798	5	2:51.091	28.197	1:17.333	1:05.561	142.7	9:53.989		
6	2:58.350	46.463	1:12.486	59.401	102.1	12:51.148	6	2:57.884	46.057	1:12.942	58.885	102.7	12:51.873		
7	2:47.042	45.142	1:03.245	58.655	114.5	15:38.190	7	2:47.169	45.559	1:03.528	58.082	94.0	15:39.042		
8	2:23.244	40.145	57.753	45.346	147.1	18:01.434	8	2:23.572	40.384	57.372	45.816	141.7	18:02.614		
9	1:44.161	28.275	38.300	37.586	221.8	19:45.595	9	1:44.923	27.762	39.921	37.240	218.2	19:47.537		
10	1:41.183	27.478	37.874	35.831	219.1	21:26.778	10	1:42.527	27.927	<b>38.411</b>	36.189	218.6	21:30.064		
11	1:41.188	26.968	38.267	35.953	221.8	23:07.966	11	1:42.473	27.540	38.972	35.961	215.1	23:12.537		
12	1:43.969	28.119	40.384	<b>35.466</b>	219.5	24:51.935	12	1:42.431	27.144	39.335	<b>35.952</b>	219.5	24:54.968		
13	1:43.773	27.391	38.224	38.158	221.3	26:35.708	13	1:42.320	<b>26.919</b>	39.343	36.058	217.3	26:37.288		
14	1:43.129	27.385	39.585	36.159	220.4	28:18.837	14	1:42.415	27.368	38.672	36.375	217.3	28:19.703		
15	1:41.659	26.808	38.689	36.162	223.1	30:00.496	15	1:44.314	27.729	38.893	37.692	219.1	30:04.017		
16	1:45.216	27.234	38.769	39.213	221.3	31:45.712	16	1:43.628	26.970	39.243	37.415	218.6	31:47.645		



# COPPA SHELL MISANO Race 2

## Sector Analysis

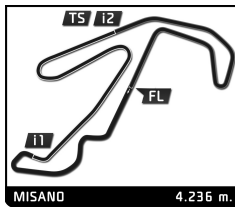
— Invalidated Lap

■ Personal Best

■ Session Best

■ Crossing the pit lane

Lap	Time	Sector 1	Sector 2	Sector 3	T.Spd	Elapsed	Lap	Time	Sector 1	Sector 2	Sector 3	T.Spd	Elapsed	
<b>155</b> Laurent DE MEEUS BEL							488 Challenge EVO							
HR Owen														
1	1:47.978	34.144	38.169	35.665	221.8	1:47.978	11	1:40.564	27.121	38.004	35.439	220.4	23:04.764	
2	<b>1:39.314</b>	26.529	37.535	<b>35.250</b>	222.2	3:27.292	12	1:40.134	26.868	37.707	35.559	221.3	24:44.898	
3	1:39.961	26.571	<b>37.527</b>	35.863	220.4	5:07.253	13	1:40.355	26.834	38.438	<b>35.083</b>	219.5	26:25.253	
							14	1:39.906	26.673	37.962	35.271	220.9	28:05.159	
							15	1:41.053	26.932	38.382	35.739	221.3	29:46.212	
							16	1:57.677	37.360	39.043	41.274	219.5	31:43.889	
<b>161</b> Thomas GOSTNER ITA							488 Challenge EVO							
CDP - MP Racing														
1	1:51.495	36.142	39.136	36.217	219.5	1:51.495	<b>177</b> Fons SCHELTEMA NLD							
2	1:40.025	26.598	38.011	<b>35.416</b>	221.3	3:31.520	Kessel Racing							
3	<b>1:39.952</b>	26.611	<b>37.512</b>	35.829	221.3	5:11.472	488 Challenge EVO							
4	1:40.811	<b>26.396</b>	37.738	36.677	221.3	6:52.283	1	1:48.552	34.611	38.258	35.683	221.8	1:48.552	
5	2:57.617	34.885	1:16.976	1:05.756	142.3	9:49.900	2	<b>1:39.396</b>	<b>26.463</b>	<b>37.472</b>	35.461	222.2	3:27.948	
6	2:58.763	46.731	1:12.302	59.730	83.5	12:48.663	3	1:39.607	26.495	37.773	<b>35.339</b>	220.0	5:07.555	
7	2:47.307	44.889	1:02.955	59.463	124.1	15:35.970	<b>178</b> Axel SARTINGEN DEU							
8	2:22.921	39.708	57.651	45.562	146.3	17:58.891	Lueg Sportivo							
9	1:43.802	28.152	38.865	36.785	220.9	19:42.693	488 Challenge EVO							
10	1:42.796	28.058	38.088	36.650	220.9	21:25.489	1	1:49.556	35.187	38.525	35.844	220.0	1:49.556	
11	1:42.017	27.742	38.153	36.122	221.8	23:07.506	2	<b>1:38.941</b>	26.589	<b>37.452</b>	<b>34.900</b>	218.6	3:28.497	
12	1:46.038	28.642	40.516	36.880	221.3	24:53.544	3	1:39.390	<b>26.255</b>	37.987	35.148	219.1	5:07.887	
13	1:41.325	26.585	38.175	36.565	220.4	26:34.869	4	1:45.597	26.770	41.445	37.382	220.0	6:53.484	
14	1:41.306	27.138	37.788	36.380	221.8	28:16.175	5	2:57.389	34.129	1:17.625	1:05.635	148.8	9:50.873	
15	1:42.538	26.744	38.682	37.112	220.9	29:58.713	6	2:58.912	46.691	1:12.114	1:00.107	95.7	12:49.785	
16	1:45.840	27.323	38.912	39.605	216.9	31:44.553	7	2:46.736	44.572	1:03.013	59.151	121.6	15:36.521	
							8	2:23.161	39.767	57.826	45.568	151.7	17:59.682	
							9	1:59.054	<b>B</b>	27.771	39.539	51.744	217.3	19:58.736
<b>172</b> Giuseppe RAMELLI ITA							488 Challenge EVO							
Rossocorsa - Pellin Racing														
1	1:50.042	35.206	38.885	35.951	221.3	1:50.042	<b>181</b> Matteo LUALDI CHE							
2	<b>1:39.937</b>	26.867	38.052	<b>35.018</b>	220.9	3:29.979	Kessel Racing							
3	1:40.025	<b>26.818</b>	<b>37.623</b>	35.584	220.4	5:10.004	488 Challenge EVO							
4	1:41.042	26.907	38.038	36.097	220.0	6:51.046	1	1:52.439	36.783	39.226	36.430	219.5	1:52.439	
5	2:56.990	34.837	1:16.179	1:05.974	128.6	9:48.036	2	1:40.024	26.831	37.831	<b>35.362</b>	219.5	3:32.463	
6	2:58.962	47.036	1:12.355	59.571	98.4	12:46.998	3	<b>1:39.862</b>	26.771	<b>37.646</b>	35.445	221.3	5:12.325	
7	2:47.029	44.975	1:02.893	59.161	94.0	15:34.027	4	1:42.423	26.807	38.243	37.373	218.6	6:54.748	
8	2:23.606	40.052	57.844	45.710	153.2	17:57.633	5	2:57.370	34.081	1:17.434	1:05.855	142.3	9:52.118	
9	1:44.959	28.290	38.589	38.080	221.8	19:42.592	6	2:58.328	46.357	1:12.489	59.482	104.3	12:50.446	
10	1:42.601	27.622	38.128	36.851	220.4	21:25.193	7	2:46.786	44.794	1:03.357	58.635	113.4	15:37.232	
11	1:42.021	27.431	38.374	36.216	221.3	23:07.214	8	2:23.684	40.231	57.953	45.500	147.5	18:00.916	
12	1:43.353	28.321	39.098	35.934	220.0	24:50.567	9	1:45.758	28.354	39.490	37.914	219.1	19:46.674	
13	1:42.440	27.711	38.433	36.296	219.5	26:33.007	10	1:42.276	27.541	38.264	36.471	218.6	21:28.950	
14	1:41.340	26.949	38.232	36.159	220.0	28:14.347	11	1:41.084	27.189	38.035	35.860	218.6	23:10.034	
15	1:43.102	27.416	38.658	37.028	220.4	29:57.449	12	1:40.997	27.018	38.403	35.576	220.0	24:51.031	
16	1:45.479	28.000	39.199	38.280	219.5	31:42.928	13	1:44.304	28.520	39.450	36.334	220.9	26:35.335	
							14	1:42.848	27.470	39.445	35.933	219.5	28:18.183	
							15	1:41.078	<b>26.559</b>	38.479	36.040	219.5	29:59.261	
							16	1:45.558	27.498	38.551	39.509	220.0	31:44.819	
<b>173</b> Corinna GOSTNER ITA							488 Challenge EVO							
CDP - MP Racing														
1	1:50.775	35.792	38.931	36.052	220.4	1:50.775	<b>182</b> Willem VAN DER VORM MCO							
2	1:40.135	26.811	37.959	35.365	220.4	3:30.910	Scuderia Montecarlo							
3	<b>1:39.757</b>	<b>26.649</b>	<b>37.649</b>	35.459	220.4	5:10.667	488 Challenge EVO							
4	1:40.854	26.731	37.770	36.353	222.2	6:51.521	1	2:03.709	47.748	39.127	36.834	219.5	2:03.709	
5	2:57.601	34.963	1:17.125	1:05.513	140.8	9:49.122	2	1:42.467	27.119	38.065	37.283	219.5	3:46.176	
6	2:58.752	46.852	1:12.449	59.451	101.0	12:47.874	3	1:41.357	27.553	38.011	35.793	219.5	5:27.533	
7	2:47.026	44.819	1:03.112	59.095	104.8	15:34.900	4	1:41.594	26.880	38.112	36.602	220.0	7:09.127	
8	2:23.434	39.840	58.040	45.554	150.0	17:58.334	5	2:45.831	27.777	1:12.221	1:05.833	137.6	9:54.958	
9	1:43.242	28.255	38.727	36.260	221.3	19:41.576	6	2:57.689	45.643	1:13.249	58.797	102.4	12:52.647	
10	1:42.624	27.439	38.026	37.159	222.7	21:24.200	7	2:47.146	45.591	1:03.433	58.122	92.1	15:39.793	
							8	2:23.219	40.461	56.928	45.830	139.7	18:03.012	
							9	1:43.873	28.191	38.427	37.255	221.3	19:46.885	
							10	1:42.340	28.012	38.114	36.214	221.8	21:29.225	
							11	1:41.280	27.439	38.178	35.663	220.4	23:10.505	



# COPPA SHELL

## MISANO

### Race 2

## Sector Analysis

\_ Invalidated Lap  
 ■ Personal Best  
 ■ Session Best  
 B Crossing the pit lane

Lap	Time	Sector 1	Sector 2	Sector 3	T.Sp	Elapsed	Lap	Time	Sector 1	Sector 2	Sector 3	T.Sp	Elapsed
12	1:40.737	27.119	38.266	35.352	221.8	24:51.242							
13	1:43.119	27.436	38.389	37.294	221.8	26:34.361							
14	1:40.285	26.619	37.415	36.251	222.2	28:14.646							

188 Roger GROUWELS		NLD											
Race Art Kroymans		488 Challenge EVO											
1	1:46.077	32.431	38.608	35.038	216.4	1:46.077							
2	1:39.236	26.808	37.163	35.265	219.5	3:25.313							
3	1:39.381	26.732	37.149	35.500	220.0	5:04.694							
4	1:40.762	26.617	37.139	37.006	219.1	6:45.456							
5	2:57.468	36.751	1:15.191	1:05.526	113.7	9:42.924							
6	2:58.260	47.433	1:10.566	1:00.261	118.2	12:41.184							
7	2:47.131	46.067	1:01.456	59.608	119.3	15:28.315							
8	2:26.458	41.389	57.657	47.412	123.1	17:54.773							
9	1:41.675	28.284	37.741	35.650	219.1	19:36.448							
10	1:39.471	26.511	37.420	35.540	218.6	21:15.919							
11	1:39.539	26.514	37.682	35.343	218.2	22:55.458							
12	1:40.394	26.383	37.193	36.818	218.6	24:35.852							
13	1:41.318	27.134	38.324	35.860	219.5	26:17.170							
14	1:40.325	26.979	37.862	35.484	219.1	27:57.495							
15	1:40.319	26.395	37.395	36.529	220.0	29:37.814							
16	1:41.825	27.616	37.739	36.470	219.1	31:19.639							

196 Michael SIMONCIC		AUT											
Baron Motorsport		488 Challenge EVO											
1	1:49.290	34.902	38.470	35.918	217.3	1:49.290							
2	1:40.313	26.543	38.265	35.505	218.2	3:29.603							
3	1:38.933	26.385	37.296	35.252	219.1	5:08.536							
4	1:40.482	26.770	38.215	35.497	218.6	6:49.018							
5	2:58.348	36.268	1:15.976	1:06.104	119.6	9:47.366							
6	2:58.562	46.746	1:12.325	59.491	122.6	12:45.928							
7	2:47.482	44.962	1:03.426	59.094	97.6	15:33.410							
8	2:23.795	39.812	57.580	46.403	153.4	17:57.205							
9	1:43.553	28.237	38.590	36.726	219.1	19:40.758							
10	1:44.041	28.730	38.237	37.074	218.2	21:24.799							
11	1:42.204	27.340	38.243	36.621	219.5	23:07.003							
12	1:40.999	27.312	37.711	35.976	217.7	24:48.002							
13	1:40.234	26.450	37.831	35.953	216.9	26:28.236							
14	1:41.694	27.151	38.048	36.495	219.5	28:09.930							
15	1:42.282	27.137	37.942	37.203	217.7	29:52.212							
16	1:43.845	27.684	38.616	37.545	220.4	31:36.057							