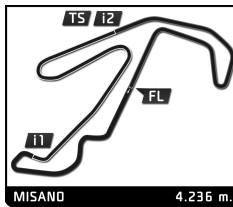


# COPPA SHELL MISANO Race 1

## Sector Analysis

\_ Invalidated Lap   
 ■ Personal Best   
 ■ Session Best   
 ■ Crossing the pit lane

Lap	Time	Sector 1	Sector 2	Sector 3	T.Sp	Elapsed	Lap	Time	Sector 1	Sector 2	Sector 3	T.Sp	Elapsed	
<b>101</b>	<b>Paolo SCUDIERI</b> ITA							3	2:44.901	41.545	1:08.992	54.364	94.8	7:44.018
	Sa.Mo.Car 488 Challenge EVO							4	1:43.040	27.715	39.131	36.194	206.5	9:27.058
1	1:58.886	35.878	41.030	41.978	220.9	1:58.886	5	1:44.967	29.001	39.627	36.339	208.5	11:12.025	
2	2:59.585	46.717	1:14.107	58.761	90.1	4:58.471	6	1:41.611	26.850	<b>38.643</b>	36.118	208.9	12:53.636	
3	2:44.986	41.548	1:09.159	54.279	93.3	7:43.457	7	1:42.016	<b>26.614</b>	38.725	36.677	209.3	14:35.652	
4	1:42.865	27.831	38.120	36.914	222.2	9:26.322	8	1:41.796	26.917	38.658	36.221	208.9	16:17.448	
5	1:43.601	28.281	38.489	36.831	220.4	11:09.923	9	1:45.463	28.033	41.277	36.153	208.5	18:02.911	
6	<b>1:41.321</b>	<b>26.900</b>	<b>37.839</b>	<b>36.582</b>	221.3	12:51.244	10	1:41.572	26.727	38.994	<b>35.851</b>	208.5	19:44.483	
7	1:42.396	27.128	38.607	36.661	221.8	14:33.640	11	1:41.863	26.743	39.256	35.864	209.7	21:26.346	
8	1:43.100	27.085	38.518	37.497	220.4	16:16.740	12	1:41.679	26.808	39.014	35.857	210.1	23:08.025	
9	2:05.629 <b>B</b>	28.393	40.784	56.452	220.9	18:22.369	13	1:41.927	26.861	39.141	35.925	210.1	24:49.952	
<b>102</b>	<b>Claudio SCHIAVONI</b> ITA							14	1:41.816	26.785	39.043	35.988	209.3	26:31.768
	Scuderia Niki - Iron Lynx 488 Challenge EVO							15	<b>1:41.568</b>	26.782	38.864	35.922	210.1	28:13.336
1	1:52.967	33.602	38.528	40.837	220.9	1:52.967	16	1:42.413	27.125	39.168	36.120	210.1	29:55.749	
2	2:59.290	45.453	1:14.052	59.785	111.7	4:52.257	17	1:42.075	26.992	39.177	35.906	208.9	31:37.824	
3	2:46.763	41.247	1:10.214	55.302	76.7	7:39.020								
4	1:40.645	27.019	38.337	35.289	221.3	9:19.665								
5	1:39.267	26.431	37.404	35.432	222.2	10:58.932								
6	1:39.405	26.736	37.464	<b>35.205</b>	223.1	12:38.337								
7	1:39.501	26.860	37.396	35.245	223.6	14:17.838								
8	1:39.665	26.713	37.713	35.239	223.1	15:57.503								
9	1:39.387	26.772	37.344	35.271	222.2	17:36.890								
10	1:39.497	26.672	37.382	35.443	223.1	19:16.387								
11	<b>1:39.233</b>	<b>26.419</b>	<b>37.070</b>	35.744	224.1	20:55.620								
12	1:39.535	26.585	37.387	35.563	223.6	22:35.155								
13	1:39.823	26.688	37.293	35.842	225.0	24:14.978								
14	1:39.555	26.730	37.383	35.442	224.5	25:54.533								
15	1:39.652	26.553	37.503	35.596	224.5	27:34.185								
16	1:39.352	26.732	37.261	35.359	223.6	29:13.537								
17	1:40.826	26.954	37.477	36.395	223.6	30:54.363								
<b>109</b>	<b>Ernst KIRCHMAYR</b> AUT													
	Baron Motorsport 488 Challenge EVO													
1	1:44.254	30.280	37.588	36.386	220.9	1:44.254								
2	3:01.317	47.663	1:12.226	1:01.428	113.9	4:45.571								
3	2:48.761	41.776	1:09.986	56.999	95.7	7:34.332								
4	1:40.031	26.855	37.488	35.688	220.4	9:14.363								
5	1:39.909	26.704	37.650	35.555	220.9	10:54.272								
6	1:39.010	26.415	37.277	35.318	221.8	12:33.282								
7	1:38.983	26.707	37.218	35.058	220.9	14:12.265								
8	<b>1:38.230</b>	26.180	37.188	<b>34.862</b>	221.8	15:50.495								
9	1:39.005	26.171	37.409	35.425	221.3	17:29.500								
10	1:38.717	26.318	37.378	35.021	221.8	19:08.217								
11	1:38.723	<b>26.120</b>	37.321	35.282	219.5	20:46.940								
12	1:38.517	26.170	<b>37.045</b>	35.302	223.6	22:25.457								
13	1:38.820	26.126	37.399	35.295	222.7	24:04.277								
14	1:39.973	27.475	37.625	34.873	223.1	25:44.250								
15	1:38.531	26.543	37.079	34.909	223.6	27:32.781								
16	1:38.560	26.384	37.122	35.054	223.1	29:01.341								
17	1:39.166	26.435	37.370	35.361	222.7	30:40.507								
<b>122</b>	<b>Miroslav VYBOH</b> SVK													
	Scuderia Praha 488 Challenge EVO													
1	1:59.385	36.578	41.256	41.551	206.5	1:59.385								
2	2:59.732	47.167	1:13.626	58.939	91.6	4:59.117								
<b>128</b>	<b>Christian KINCH</b> SWE													
	Formula Racing 488 Challenge EVO													
1	1:48.513	31.338	37.648	39.527	221.3	1:48.513								
2	2:59.401	44.906	1:13.120	1:01.375	106.8	4:47.914								
3	2:47.530	41.588	1:09.895	56.047	88.8	7:35.444								
4	1:40.116	26.803	37.540	35.773	219.5	9:15.560								
5	1:39.610	26.482	37.878	35.250	220.4	10:55.170								
6	1:39.533	26.785	37.601	35.147	221.3	12:34.703								
7	1:39.420	26.444	37.788	35.188	219.5	14:14.123								
8	1:38.690	26.249	37.330	35.111	220.4	15:52.813								
9	1:38.573	<b>26.143</b>	37.488	34.942	220.9	17:31.386								
10	1:39.077	26.289	37.575	35.213	221.3	19:10.463								
11	1:38.542	26.202	37.483	34.857	221.3	20:49.005								
12	1:38.548	26.257	<b>37.314</b>	34.977	221.8	22:27.553								
13	1:38.421	26.148	37.415	34.858	221.8	24:05.974								
14	1:39.037	26.184	37.906	34.947	222.2	25:45.011								
15	1:38.742	26.211	37.548	34.983	221.3	27:23.753								
16	<b>1:38.368</b>	26.158	37.363	<b>34.847</b>	221.3	29:02.121								
17	1:38.987	26.247	37.382	35.358	222.2	30:41.108								
<b>139</b>	<b>"ALEX FOX"</b> FRA													
	SF Grand Est Mulhouse 488 Challenge EVO													
1	1:51.119	32.711	37.901	40.507	218.2	1:51.119								
2	2:59.373	44.521	1:15.190	59.662	95.5	4:50.492								
3	2:46.959	41.397	1:10.138	55.424	74.6	7:37.451								
4	1:39.810	26.792	37.780	35.238	219.1	9:17.261								
5	1:39.995	26.457	37.820	35.718	220.0	10:57.256								
6	1:39.945	26.907	<b>37.381</b>	35.657	219.1	12:37.201								
7	<b>1:39.213</b>	26.513	37.641	<b>35.059</b>	220.4	14:16.414								
8	1:42.290	26.655	40.169	35.466	219.5	15:58.704								
9	1:39.725	26.576	37.869	35.280	218.6	17:38.429								
10	1:39.499	26.519	37.592	35.388	219.5	19:17.928								
11	1:41.701	26.796	39.302	35.603	220.4	20:59.629								
12	1:39.734	26.820	37.484	35.430	221.8	22:39.363								
13	1:39.347	<b>26.435</b>	37.698	35.214	221.8	24:18.710								
14	1:40.274	26.697	37.809	35.768	220.9	25:58.984								
15	1:41.966	28.326	38.099	35.541	220.4	27:40.950								
16	1:40.226	27.064	37.714	35.448	221.8	29:21.176								
17	1:41.478	27.239	37.851	36.388	220.9	31:02.654								




# COPPA SHELL MISANO Race 1

## Sector Analysis

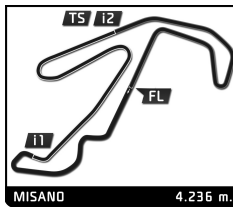
\_ Invalidated Lap

 Personal Best

 Session Best

 Crossing the pit lane

Lap	Time	Sector 1	Sector 2	Sector 3	T.Sp	Elapsed	Lap	Time	Sector 1	Sector 2	Sector 3	T.Sp	Elapsed	
<b>150</b>	<b>Werner GENTER</b> DEU							15	1:39.911	26.412	37.923	35.576	218.2	27:33.104
	Moll Sportwagen Hannover 488 Challenge EVO							16	1:39.939	26.692	37.728	35.519	220.0	29:13.043
							17	1:40.910	26.766	37.698	36.446	220.9	30:53.953	
1	2:00.124	37.349	41.293	41.482	218.2	2:00.124								
2	3:00.054	47.636	1:13.376	59.042	89.9	5:00.178								
3	2:44.549	41.742	1:08.581	54.226	95.6	7:44.727								
4	1:43.531	27.665	38.806	37.060	208.9	9:28.258								
5	1:44.976	29.126	38.556	37.294	210.1	11:13.234								
6	1:42.501	27.168	<b>38.333</b>	37.000	220.4	12:55.735								
7	1:42.564	27.240	38.680	36.644	218.6	14:38.299								
8	<b>1:41.688</b>	<b>26.915</b>	38.597	<b>36.176</b>	220.0	16:19.987								
9	1:44.640	27.202	39.849	37.589	206.9	18:04.627								
10	1:42.309	27.023	38.553	36.733	219.1	19:46.936								
11	1:43.180	26.932	38.693	37.555	220.0	21:30.116								
12	1:43.798	27.729	39.554	36.515	212.2	23:13.914								
13	1:42.503	27.197	39.014	36.292	219.1	24:56.417								
14	1:42.400	27.189	38.636	36.575	220.0	26:38.817								
15	1:43.269	27.488	39.246	36.535	218.6	28:22.086								
16	1:42.737	27.127	38.529	37.081	219.1	30:04.823								
17	1:43.480	27.496	39.011	36.973	218.2	31:48.303								
<b>155</b>	<b>Laurent DE MEEUS</b> BEL													
	HR Owen 488 Challenge EVO													
1	1:50.122	32.247	37.739	40.136	220.4	1:50.122								
2	2:59.516	44.724	1:13.832	1:00.960	104.7	4:49.638								
3	2:47.365	41.094	1:10.224	56.047	82.3	7:37.003								
4	1:39.559	26.481	<b>37.500</b>	35.578	220.0	9:16.562								
5	1:39.902	26.667	37.762	35.473	219.1	10:56.464								
6	1:39.567	26.703	37.540	35.324	220.0	12:36.031								
7	1:39.519	<b>26.382</b>	37.911	35.226	216.9	14:15.550								
8	1:39.826	26.483	37.842	35.501	218.6	15:55.376								
9	<b>1:39.336</b>	26.653	37.587	<b>35.096</b>	220.0	17:34.712								
10	1:39.613	26.633	37.579	35.401	220.9	19:14.325								
11	1:40.556	26.569	38.493	35.494	220.4	20:54.881								
12	1:39.719	26.622	37.588	35.509	221.8	22:34.600								
13	1:39.624	26.528	37.711	35.385	221.3	24:14.224								
14	1:39.785	26.509	37.876	35.400	220.9	25:54.009								
15	1:39.797	26.402	37.697	35.698	220.4	27:33.806								
16	1:40.694	26.530	38.554	35.610	220.4	29:14.500								
17	1:40.440	26.729	37.624	36.087	220.0	30:54.940								
<b>161</b>	<b>Thomas GOSTNER</b> ITA													
	CDP - MP Racing 488 Challenge EVO													
1	1:51.878	32.991	38.257	40.630	220.9	1:51.878								
2	2:59.457	44.880	1:14.943	59.634	94.6	4:51.335								
3	2:46.374	41.464	1:09.895	55.015	83.1	7:37.709								
4	1:40.090	27.038	37.844	35.208	221.3	9:17.799								
5	1:39.775	26.385	37.745	35.645	221.3	10:57.574								
6	1:39.911	26.971	37.641	35.299	221.3	12:37.485								
7	1:39.444	26.622	37.634	35.188	220.9	14:16.929								
8	1:39.784	26.524	38.090	35.170	220.4	15:56.713								
9	1:39.426	26.707	37.296	35.423	220.4	17:36.139								
10	<b>1:38.661</b>	<b>26.196</b>	<b>37.070</b>	35.395	223.1	19:14.800								
11	1:38.985	26.617	37.431	<b>34.937</b>	220.4	20:53.785								
12	1:39.750	26.322	38.088	35.340	220.9	22:33.535								
13	1:40.028	26.714	37.826	35.488	221.8	24:13.563								
14	1:39.630	26.515	37.947	35.168	221.3	25:53.193								
<b>172</b>	<b>Giuseppe RAMELLI</b> ITA													
	Rossocorsa - Pellin Racing 488 Challenge EVO													
1	1:55.316	34.592	38.789	41.935	222.2	1:55.316								
2	2:59.181	45.957	1:13.751	59.473	110.8	4:54.497								
3	2:45.925	41.318	1:09.992	54.615	83.5	7:40.422								
4	1:40.599	27.042	38.189	35.368	220.0	9:21.021								
5	1:49.656	34.236	38.696	36.724	220.9	11:10.677								
6	1:40.960	27.148	37.857	35.955	220.9	12:51.637								
7	1:40.244	27.113	37.761	35.370	220.9	14:31.881								
8	1:39.664	<b>26.578</b>	37.626	35.460	220.9	16:11.545								
9	1:40.547	27.128	37.637	35.782	220.9	17:52.092								
10	1:39.996	26.778	<b>37.557</b>	35.661	220.4	19:32.088								
11	1:39.923	26.948	37.620	35.355	221.3	21:12.011								
12	1:39.809	26.649	37.817	35.343	221.8	22:51.820								
13	1:39.875	26.819	37.818	35.238	222.2	24:31.695								
14	1:39.888	26.844	37.662	35.382	221.3	26:11.583								
15	<b>1:39.403</b>	26.727	37.657	<b>35.019</b>	220.4	27:50.986								
16	1:39.844	26.757	37.651	35.436	222.7	29:30.830								
17	1:40.051	26.809	37.880	35.362	221.8	31:10.881								
<b>173</b>	<b>Corinna GOSTNER</b> ITA													
	CDP - MP Racing 488 Challenge EVO													
1	1:56.274	35.001	39.341	41.932	220.4	1:56.274								
2	2:59.512	46.142	1:13.672	59.698	108.7	4:55.786								
3	2:45.225	40.778	1:10.240	54.207	79.6	7:41.011								
4	1:40.686	26.946	37.884	35.856	221.8	9:21.697								
5	1:41.463	28.285	37.827	35.351	220.4	11:03.160								
6	1:39.108	26.405	37.333	35.370	221.8	12:42.268								
7	<b>1:38.918</b>	<b>26.358</b>	37.496	35.064	221.3	14:21.186								
8	1:39.196	26.383	<b>37.168</b>	35.645	223.1	16:00.382								
9	1:39.212	26.385	37.910	<b>34.917</b>	220.4	17:39.594								
10	1:38.981	26.671	37.329	34.981	221.3	19:18.575								
11	1:39.904	26.729	37.991	35.184	222.2	20:58.479								
12	1:39.347	26.698	37.375	35.274	221.8	22:37.826								
13	1:39.040	26.512	37.336	35.192	222.2	24:16.866								
14	1:40.037	26.801	37.918	35.318	220.9	25:56.903								
15	1:39.502	26.529	37.656	35.317	220.0	27:36.405								
16	1:39.595	26.882	37.444	35.269	221.3	29:16.000								
17	1:39.503	26.853	37.493	35.157	222.2	30:55.503								
<b>177</b>	<b>Fons SCHELTEMA</b> NLD													
	Kessel Racing 488 Challenge EVO													
1	1:49.244	31.832	37.698	39.714	220.9	1:49.244								
2	2:59.414	44.898	1:13.056	1:01.460	102.7	4:48.658								
3	2:47.619	41.324	1:10.162	56.133	86.2	7:36.277								
4	1:39.483	26.584	37.368	35.531	220.9	9:15.760								
5	1:39.825	26.749	37.734	35.342	221.3	10:55.585								
6	1:39.576	26.819	37.487	35.270	221.8	12:35.161								
7	1:39.389	26.464	37.707	<b>35.218</b>	220.4	14:14.550								
8	<b>1:39.234</b>	26.431	<b>37.327</b>	35.476	220.9	15:53.784								
9	1:39.492	<b>26.212</b>	37.357	35.923	220.0	17:33.276								
10	1:39.942	26.986	37.726	35.230	220.0	19:13.218								
11	1:39.584	26.630	37.568	35.386	219.5	20:52.802								




# COPPA SHELL MISANO Race 1

## Sector Analysis

\_ Invalidated Lap

 Personal Best

 Session Best

 Crossing the pit lane

Lap	Time	Sector 1	Sector 2	Sector 3	T.Spd	Elapsed	Lap	Time	Sector 1	Sector 2	Sector 3	T.Spd	Elapsed
12	1:39.683	26.643	37.578	35.462	219.1	22:32.485	9	1:40.665	27.077	38.561	35.027	221.3	23:11.827
13	1:39.897	26.710	37.608	35.579	219.5	24:12.382	10	1:38.646	26.236	<b>37.360</b>	35.050	223.1	24:50.473
14	1:39.709	26.563	37.460	35.686	220.4	25:52.091	11	1:38.960	26.582	37.422	34.956	222.7	26:29.433
15	1:39.876	26.647	37.524	35.705	220.0	27:31.967	12	1:39.513	25.969	37.382	36.162	220.4	28:08.946
16	1:40.438	26.859	37.870	35.709	220.0	29:12.405	13	1:38.938	26.823	37.466	<b>34.649</b>	221.3	29:47.884
17	1:41.194	26.783	37.543	36.868	220.4	30:53.599	14	<b>1:38.060</b>	<b>25.833</b>	37.450	34.777	220.9	31:25.944

178 Axel SARTINGEN DEU						
Lueg Sportivo 488 Challenge EVO						
1	1:57.201	35.373	39.980	41.848	219.1	1:57.201
2	2:59.349	46.040	1:14.429	58.880	114.2	4:56.550
3	2:45.243	40.991	1:09.854	54.398	77.0	7:41.793
4	1:40.544	26.931	37.916	35.697	218.2	9:22.337
5	1:41.605	28.222	38.064	35.319	220.0	11:03.942
6	1:39.338	26.626	37.644	35.068	219.1	12:43.280
7	1:39.306	26.449	37.771	35.086	217.7	14:22.586
8	1:39.797	26.596	<b>37.599</b>	35.602	218.6	16:02.383
9	1:39.484	26.538	37.648	35.298	216.9	17:41.867
10	1:39.492	26.649	37.662	35.181	217.3	19:21.359
11	1:39.555	26.604	37.760	35.191	217.3	21:00.914
12	1:39.329	26.301	37.705	35.323	216.9	22:40.243
13	<b>1:39.140</b>	<b>26.251</b>	37.873	<b>35.016</b>	218.6	24:19.383
14	1:39.880	26.565	37.599	35.716	219.5	25:59.263
15	1:40.046	27.146	37.707	35.193	218.2	27:39.309
16	1:39.288	26.311	37.782	35.195	220.0	29:18.597
17	1:39.786	26.283	37.804	35.699	217.3	30:58.383

188 Roger GROUWELS NLD						
Race Art Kroymans 488 Challenge EVO						
1	1:47.470	30.731	37.616	39.123	219.1	1:47.470
2	2:59.252	45.254	1:12.598	1:01.400	104.2	4:46.722
3	2:48.173	41.567	1:10.303	56.303	85.6	7:34.895
4	1:39.705	26.846	37.278	35.581	219.5	9:14.600
5	1:39.955	26.893	37.621	35.441	219.1	10:54.555
6	1:38.891	26.634	37.203	35.054	219.5	12:33.446
7	1:39.227	26.870	37.315	35.042	218.6	14:12.673
8	<b>1:38.304</b>	26.400	37.161	34.743	216.9	15:50.977
9	1:39.406	26.480	37.410	35.516	218.2	17:30.383
10	1:38.668	26.181	37.552	34.935	218.6	19:09.051
11	1:38.363	<b>26.076</b>	37.554	<b>34.733</b>	219.5	20:47.414
12	1:38.463	26.348	37.279	34.836	220.0	22:25.877
13	1:38.666	26.246	37.429	34.991	219.5	24:04.543
14	1:39.038	26.630	37.487	34.921	218.6	25:43.581
15	1:38.617	26.545	37.115	34.957	219.1	27:22.198
16	1:38.425	26.364	<b>37.085</b>	34.976	219.1	29:00.623
17	1:38.999	26.291	37.324	35.384	218.2	30:39.622

181 Matteo LUALDI CHE						
Kessel Racing 488 Challenge EVO						
1	1:58.025	36.158	40.072	41.795	219.1	1:58.025
2	2:59.369	46.160	1:14.306	58.903	107.9	4:57.394
3	2:45.317	40.944	1:09.760	54.613	81.3	7:42.711
4	1:44.148	27.362	38.904	37.882	216.9	9:26.859
5	1:44.643	28.705	39.254	36.684	219.5	11:11.502
6	1:43.486	26.827	39.610	37.049	220.0	12:54.988
7	1:41.668	26.852	38.458	36.358	220.0	14:36.656
8	1:42.126	26.987	38.924	36.215	219.5	16:18.782
9	1:42.085	27.291	38.798	35.996	218.6	18:00.867
10	1:41.220	26.984	38.508	35.728	219.1	19:42.087
11	<b>1:40.363</b>	<b>26.491</b>	38.398	35.474	220.0	21:22.450
12	1:41.004	26.583	38.513	35.908	220.0	23:03.454
13	1:41.637	26.981	38.672	35.984	219.5	24:45.091
14	1:41.693	26.963	38.423	36.307	220.9	26:26.784
15	1:42.002	27.180	38.709	36.113	219.1	28:08.786
16	1:40.641	26.708	38.467	<b>35.466</b>	220.9	29:49.427
17	1:40.605	26.599	<b>38.229</b>	35.777	219.5	31:30.032

196 Michael SIMONCIC AUT						
Baron Motorsport 488 Challenge EVO						
1	1:53.936	33.971	38.733	41.232	219.5	1:53.936
2	2:59.279	45.663	1:13.671	59.945	118.9	4:53.215
3	2:46.604	41.153	1:10.193	55.258	84.0	7:39.819
4	1:40.739	26.820	38.191	35.728	218.2	9:20.558
5	1:40.216	26.588	38.047	35.581	217.3	11:00.774
6	1:40.081	<b>26.350</b>	37.925	35.806	216.9	12:40.855
7	<b>1:39.463</b>	26.546	37.825	<b>35.092</b>	217.7	14:20.318
8	1:41.020	26.393	37.847	36.780	217.7	16:01.338
9	1:39.972	26.412	37.986	35.574	217.7	17:41.310
10	1:40.960	26.559	38.897	35.504	219.1	19:22.270
11	1:39.953	26.478	37.718	35.757	218.6	21:02.223
12	1:39.863	26.585	37.827	35.451	217.7	22:42.086
13	1:40.321	26.607	38.007	35.707	217.3	24:22.407
14	1:39.829	26.516	<b>37.617</b>	35.696	216.9	26:02.236
15	1:39.487	26.458	37.631	35.398	217.7	27:41.723
16	1:39.851	26.837	37.906	35.108	219.5	29:21.574
17	1:41.638	27.815	37.861	35.962	218.6	31:03.212

182 Willem VAN DER VORM MCO						
Scuderia Montecarlo 488 Challenge EVO						
1	1:54.592	34.294	38.611	41.687	219.1	1:54.592
2	2:59.184	45.848	1:13.784	59.552	109.3	4:53.776
3	2:46.291	41.507	1:09.895	54.889	87.4	7:40.067
4	1:40.608	26.998	38.042	35.568	222.2	9:20.675
5	2:19.492 <b>B</b>	41.377	44.048	54.067	215.1	11:40.167
6	6:32.402	5:18.823	38.277	35.302	222.2	18:12.569
7	1:39.583	26.328	37.652	35.603	219.5	19:52.152
8	1:39.010	26.231	37.625	35.154	222.7	21:31.162