


TROFEO PIRELLI MISANO Race 2

Sector Analysis

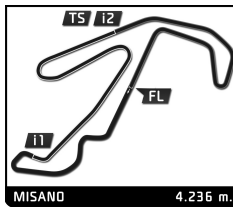
_ Invalidated Lap

 Personal Best

 Session Best

 B Crossing the pit lane

Lap	Time	Sector 1	Sector 2	Sector 3	T.Sp	Elapsed	Lap	Time	Sector 1	Sector 2	Sector 3	T.Sp	Elapsed	
8	Nicolò ROSI CHE							9	2:42.410	43.958	1:00.126	58.326	141.0	20:54.757
	Kessel Racing 488 Challenge EVO							10	2:36.814	40.168	58.354	58.292	160.5	23:31.571
1	3:04.078	59.740	1:01.694	1:02.644	89.0	3:04.078								
2	2:36.673	38.905	59.128	58.640	124.7	5:40.751								
3	2:10.493	34.965	47.768	47.760	188.8	7:51.244								
4	2:05.821	34.678	45.314	45.829	183.1	9:57.065								
5	2:10.222	32.858	52.098	45.266	171.7	12:07.287								
6	2:25.546	54.385	44.237	46.924	204.5	14:32.833								
7	2:25.790	48.142	48.244	49.404	188.8	16:58.623								
8	2:08.938	34.195	46.595	48.148	204.5	19:07.561								
9	2:06.785	34.398	45.695	46.692	197.4	21:14.346								
10	2:27.520	34.787	56.054	56.679	97.5	23:41.866								
9	Alessandro CUTRERA ITA													
	Kessel Racing 488 Challenge EVO													
1	3:05.724	1:02.015	1:01.092	1:02.617	99.9	3:05.724								
2	2:37.501	39.231	59.053	59.217	134.2	5:43.225								
3	2:12.184	36.345	48.397	47.442	177.9	7:55.409								
4	2:09.141	33.745	48.077	47.319	173.9	10:04.550								
5	2:09.961	34.552	47.481	47.928	176.5	12:14.511								
6	2:13.494	34.552	46.811	52.131	197.4	14:28.005								
7	2:16.644	36.734	49.129	50.781	177.3	16:44.649								
8	2:12.750	35.811	48.171	48.768	177.0	18:57.399								
9	2:10.386	34.748	47.829	47.809	192.5	21:07.785								
10	2:32.696	39.174	56.527	56.995	91.6	23:40.481								
10	Leonardo Maria DEL VECCHIO ITA													
	Kessel Racing 488 Challenge EVO													
1	3:06.773	1:03.154	1:01.133	1:02.486	96.7	3:06.773								
2	2:37.506	39.942	58.169	59.395	133.5	5:44.279								
3	2:14.782	37.854	48.632	48.296	179.4	7:59.061								
4	3:29.297 B	34.523	46.568	2:08.206	194.9	11:28.358								
11	Marco TALARICO ITA													
	Kessel Racing 488 Challenge EVO													
1	3:04.744	1:00.581	1:02.038	1:02.125	89.9	3:04.744								
2	2:37.133	39.497	59.182	58.454	120.3	5:41.877								
3	2:11.914	34.680	49.868	47.366	146.9	7:53.791								
4	2:09.188	33.241	47.837	48.110	175.3	10:02.979								
5	2:10.753	34.392	47.606	48.755	172.5	12:13.732								
6	2:15.484	36.393	47.791	51.300	185.6	14:29.216								
7	2:16.231	36.503	49.030	50.698	165.1	16:45.447								
8	2:13.240	36.034	48.712	48.494	175.6	18:58.687								
9	2:10.349	34.729	48.146	47.474	175.3	21:09.036								
10	2:32.188	39.319	56.030	56.839	96.9	23:41.224								
22	Vicente POTOLICCHIO VEN													
	Rossocorsa 488 Challenge EVO													
1	2:57.406	49.479	1:04.176	1:03.751	120.8	2:57.406								
2	2:37.987	37.104	1:00.435	1:00.448	129.8	5:35.393								
3	2:02.265	33.033	44.422	44.810	209.3	7:37.658								
4	1:58.188	31.628	43.834	42.726	209.7	9:35.846								
5	1:55.960	31.377	43.112	41.471	209.3	11:31.806								
6	1:56.555	31.269	43.296	41.990	210.1	13:28.361								
7	2:03.351	31.639	45.826	45.886	191.5	15:31.712								
8	2:40.635	33.632	1:02.921	1:04.082	107.8	18:12.347								
23	Tim KOHMANN DEU													
	Kessel Racing 488 Challenge EVO													
1	2:55.694	47.848	1:02.951	1:04.895	118.6	2:55.694								
2	2:38.821	36.966	1:00.394	1:01.461	131.9	5:34.515								
3	2:05.508	32.903	44.162	48.443	208.9	7:40.023								
4	1:58.841	31.800	44.252	42.789	208.9	9:38.864								
5	1:56.863	32.165	42.780	41.918	208.1	11:35.727								
6	1:57.291	32.049	43.176	42.066	209.3	13:33.018								
7	2:03.705	31.411	47.253	45.041	192.9	15:36.723								
8	2:36.706	32.405	59.873	1:04.428	131.2	18:13.429								
9	2:42.290	43.624	1:00.377	58.289	97.6	20:55.719								
10	2:36.543	40.103	58.078	58.362	154.5	23:32.262								
25	Alessandro COZZI ITA													
	Rossocorsa 488 Challenge EVO													
1	3:00.263	52.705	1:03.838	1:03.720	110.2	3:00.263								
2	2:37.451	37.517	59.984	59.950	145.2	5:37.714								
3	2:04.830	33.932	45.341	45.557	185.2	7:42.544								
4	2:02.488	32.289	45.307	44.892	204.5	9:45.032								
5	2:00.986	33.235	44.277	43.474	207.3	11:46.018								
33	Emanuele Maria TABACCHI ITA													
	Rossocorsa 488 Challenge EVO													
1	2:53.570	47.152	1:02.896	1:03.522	130.0	2:53.570								
2	2:40.194	37.958	1:00.849	1:01.387	140.1	5:33.764								
3	1:58.146	32.144	44.054	41.948	211.4	7:31.910								
4	1:55.502	32.798	42.570	40.134	210.9	9:27.412								
5	1:54.172	30.723	43.199	40.250	210.5	11:21.584								
6	1:53.486	30.656	42.555	40.275	212.6	13:15.070								
7	2:05.616	31.186	45.730	48.700	175.0	15:20.686								
8	2:48.838	36.231	1:07.551	1:05.056	85.8	18:09.524								
9	2:42.292	44.671	58.938	58.683	112.1	20:51.816								
10	2:37.007	40.990	57.231	58.786	113.1	23:28.823								
45	Christian OVERGAARD DNK													
	Baron Motorsport 488 Challenge EVO													
1	3:01.377	53.566	1:04.261	1:03.550	98.1	3:01.377								
2	2:37.282	37.168	1:00.737	59.377	149.4	5:38.659								
3	2:05.094	33.312	46.613	45.169	191.5	7:43.753								
4	2:01.530	31.978	45.732	43.820	195.7	9:45.283								
5	2:06.860	33.162	51.052	42.646	202.2	11:52.143								
6	1:58.994	31.980	43.835	43.179	203.4	13:51.137								
7	2:00.718	32.447	43.609	44.662	204.5	15:51.855								
8	2:25.568	32.841	51.031	1:01.696	94.5	18:17.423								
9	2:43.123	43.766	1:01.072	58.285	129.5	21:00.546								
10	2:35.485	40.222	57.929	57.334	102.4	23:36.031								
50	David GOSTNER ITA													
	CDP - MP Racing 488 Challenge EVO													
1	3:08.895	1:08.891	1:01.977	58.027	136.9	3:08.895								
2	2:36.633	40.730	59.204	56.699	132.4	5:45.528								
3	2:06.240	34.593	46.163	45.484	193.5	7:51.768								
4	2:05.791	33.144	46.853	45.794	197.4	9:57.559								
5	1:59.329	32.909	44.254	42.166	205.3	11:56.888								




TROFEO PIRELLI MISANO Race 2

Sector Analysis

_ Invalidated Lap

 Personal Best

 Session Best

 Crossing the pit lane

Lap	Time	Sector 1	Sector 2	Sector 3	T.Spd	Elapsed	Lap	Time	Sector 1	Sector 2	Sector 3	T.Spd	Elapsed
6	1:57.727	31.601	43.643	42.483	206.5	13:54.615							
7	2:01.379	33.011	44.644	43.724	201.5	15:55.994							
8	2:22.318	31.759	49.221	1:01.338	89.4	18:18.312							
9	2:43.044	43.800	1:01.333	57.911	128.6	21:01.356							
10	2:35.218	40.422	58.171	56.625	96.2	23:36.574							
56 Matúš VYBOH SVK							85 Hanno LASKOWSKI DEU						
Scuderia Praha 488 Challenge EVO							Riller & Schnauck 488 Challenge EVO						
1	3:03.243	58.242	1:01.863	1:03.138	83.7	3:03.243	1	2:58.892	51.348	1:03.907	1:03.637	95.2	2:58.892
2	2:36.157	38.281	59.653	58.223	117.8	5:39.400	2	2:38.630	37.680	1:00.119	1:00.831	155.6	5:37.522
3	2:03.897	33.520	44.499	45.878	201.5	7:43.297	3	2:13.394	36.157	48.863	48.374	177.0	7:50.916
4	2:00.208	32.058	45.172	42.978	210.1	9:43.505	4	2:11.214	33.829	48.839	48.546	183.1	10:02.130
5	2:00.918	32.454	44.397	44.067	210.1	11:44.423	5	2:10.306	34.273	47.709	48.324	166.2	12:12.436
6	2:00.733	32.257	44.966	43.510	201.9	13:45.156	6	2:14.459	34.452	48.069	51.938	168.2	14:26.895
7	2:03.395	32.920	46.073	44.402	198.9	15:48.551	7	2:16.349	36.631	48.627	51.091	168.5	16:43.244
8	2:26.605	33.154	50.481	1:02.970	112.4	18:15.156	8	2:13.264	36.183	47.594	49.487	191.8	18:56.508
9	2:42.568	43.972	1:00.052	58.544	91.8	20:57.724	9	2:10.227	34.237	46.785	49.205	189.1	21:06.735
10	2:36.278	40.070	58.674	57.534	133.3	23:34.002	10	2:32.725	38.598	57.493	56.634	94.7	23:39.460
65 Frederik ESPERSEN DNK							87 Olivier GROTZ LUX						
Baron Motorsport 488 Challenge EVO							Formula Racing 488 Challenge EVO						
1	2:58.174	50.167	1:04.148	1:03.859	110.9	2:58.174	1	2:56.353	48.766	1:02.934	1:04.653	119.6	2:56.353
2	2:37.987	37.006	1:00.681	1:00.300	151.0	5:36.161	2	2:38.749	37.438	59.924	1:01.387	125.1	5:35.102
3	2:23.392	33.150	44.462	1:05.780	208.5	7:59.553	3	2:04.200	33.763	45.349	45.088	205.7	7:39.302
4	1:59.082	32.416	43.204	43.462	183.7	9:58.635	4	1:59.352	32.018	43.952	43.382	211.4	9:38.654
5	1:55.311	31.409	43.185	40.717	208.5	11:53.946	5	1:58.466	31.945	43.907	42.614	211.8	11:37.120
6	2:05.239	33.592	50.030	41.617	209.3	13:59.185	6	1:58.204	31.940	43.734	42.530	210.9	13:35.324
7	1:57.640	31.957	43.196	42.487	208.1	15:56.825	7	2:02.996	32.163	45.424	45.409	204.2	15:38.320
8	2:22.334	31.911	48.914	1:01.509	92.5	18:19.159	8	2:35.836	33.168	58.392	1:04.276	124.6	18:14.156
9	2:43.221	44.090	1:01.563	57.568	119.5	21:02.380	9	2:42.600	43.839	1:00.481	58.280	104.3	20:56.756
10	2:34.902	40.921	57.329	56.652	103.9	23:37.282	10	2:36.199	40.133	57.978	58.088	150.4	23:32.955
73 Roman ZIEMIAN POL							88 Florian MERCKX BEL						
Octane 126 488 Challenge EVO							Baron Motorsport 488 Challenge EVO						
1	3:02.152	57.264	1:02.191	1:02.697	92.5	3:02.152	1	3:07.294	1:07.492	1:01.656	58.146	161.7	3:07.294
2	2:37.379	38.320	59.843	59.216	136.5	5:39.531	2	2:37.005	41.248	58.250	57.507	158.8	5:44.299
3	2:09.364	34.851	46.861	47.652	177.6	7:48.895	3	2:04.753	33.701	45.638	45.414	190.1	7:49.052
4	2:11.488	34.742	46.886	49.860	173.4	10:00.383	4	1:58.069	32.021	43.418	42.630	207.7	9:47.121
5	2:11.080	34.832	47.594	48.654	159.1	12:11.463	5	1:59.587	31.965	44.245	43.377	207.7	11:46.708
6	2:14.450	34.915	47.678	51.857	168.0	14:25.913	6	2:00.430	35.076	43.321	42.033	205.7	13:47.138
7	2:16.639	36.947	48.783	50.909	163.9	16:42.552	7	2:03.440	33.672	45.148	44.620	205.3	15:50.578
8	2:12.374	36.007	47.481	48.886	176.8	18:54.926	8	2:25.953	33.039	51.101	1:01.813	95.7	18:16.531
9	2:11.017	34.993	46.549	49.475	177.3	21:05.943	9	2:42.419	43.593	1:00.818	58.008	136.0	20:58.950
10	2:32.855	38.669	57.651	56.535	100.7	23:38.798	10	2:36.187	40.493	58.084	57.610	104.1	23:35.137
83 Michelle GATTING DNK							98 Frederik PAULSEN DNK						
Scuderia Niki - Iron Lynx 488 Challenge EVO							Formula Racing 488 Challenge EVO						
1	2:48.588	45.371	1:02.004	1:01.213	127.1	2:48.588	1	2:49.435	46.084	1:02.603	1:00.748	105.6	2:49.435
2	2:44.515	41.282	1:00.082	1:03.151	108.2	5:33.103	2	2:43.961	41.101	1:00.379	1:02.481	125.1	5:33.396
3	1:58.681	32.211	43.667	42.803	211.4	7:31.784	3	1:59.914	33.501	43.947	42.466	208.9	7:33.310
4	1:58.193	32.454	43.425	42.314	209.3	9:29.977	4	1:58.040	32.085	43.694	42.261	208.5	9:31.350
5	1:56.481	31.830	43.094	41.557	212.2	11:26.458	5	1:57.502	31.681	43.893	41.928	206.5	11:28.852
6	1:56.908	31.839	43.194	41.875	210.9	13:23.366	6	1:57.944	31.845	44.025	42.074	205.7	13:26.796
7	2:01.885	32.065	44.264	45.556	200.7	15:25.251	7	2:00.427	31.789	45.270	43.368	204.2	15:27.223
8	2:45.228	33.630	1:06.861	1:04.737	96.7	18:10.479	8	2:44.242	33.092	1:06.519	1:04.631	102.8	18:11.465
9	2:42.239	44.569	59.190	58.480	116.4	20:52.718	9	2:42.156	44.244	59.481	58.431	126.6	20:53.621
10	2:36.745	40.783	57.922	58.040	131.2	23:29.463	10	2:36.309	40.537	58.286	57.486	105.0	23:29.930