


# TROFEO PIRELLI MISANO Qualifying 2

## Sector Analysis

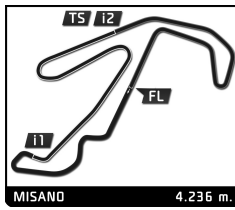
\_ Invalidated Lap

 Personal Best

 Session Best

 Crossing the pit lane

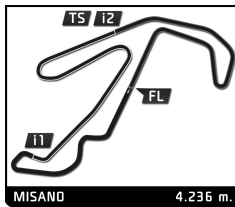
Lap	Time	Sector 1	Sector 2	Sector 3	T.Sp	Elapsed	Lap	Time	Sector 1	Sector 2	Sector 3	T.Sp	Elapsed	
<b>8</b>	<b>Nicolò ROSI</b> CHE							5	1:39.070	26.328	37.653	35.089	218.2	11:06.167
	Kessel Racing 488 Challenge EVO							6	2:02.057 <b>B</b>	<b>25.890</b>	43.687	52.480	217.7	13:08.224
1	9:03.844	7:25.265	52.359	46.220	167.7	9:03.844	7	5:28.926	4:02.670	44.282	41.974	78.4	18:37.150	
2	1:48.462	29.855	40.445	38.162	220.9	10:52.306	8	1:39.429	26.402	37.711	35.316	217.3	20:16.579	
3	1:39.177	27.122	<b>37.202</b>	34.853	221.3	12:31.483	9	1:40.011	26.500	37.837	35.674	216.4	21:56.590	
4	<b>1:37.883</b>	<b>25.833</b>	37.446	<b>34.604</b>	221.8	14:09.366	10	1:43.790	26.382	38.705	38.703	177.3	23:40.380	
5	2:24.423 <b>B</b>	47.304	42.380	54.739	220.9	16:33.789	11	1:40.867	26.144	38.289	36.434	217.3	25:21.247	
6	3:22.734	2:07.029	41.089	34.616	221.8	19:56.523	12	1:39.940	26.118	38.103	35.719	218.2	27:01.187	
7	1:38.158	26.183	37.286	34.689	220.9	21:34.681	13	<b>1:38.078</b>	25.899	<b>37.314</b>	<b>34.865</b>	218.2	28:39.265	
8	1:39.163	26.094	37.823	35.246	220.9	23:13.844	14	1:38.395	25.939	37.399	35.057	219.1	30:17.660	
9	1:39.149	26.023	37.882	35.244	220.0	24:52.993								
10	1:38.510	26.026	37.219	35.265	220.0	26:31.503								
11	1:38.489	26.106	37.468	34.915	220.9	28:09.992								
12	1:38.385	26.354	37.295	34.736	220.9	29:48.377								
13	1:38.032	25.911	37.254	34.867	220.9	31:26.409								
<b>9</b>	<b>Alessandro CUTRERA</b> ITA							<b>22</b>	<b>Vicente POTOLICCHIO</b> VEN					
	Kessel Racing 488 Challenge EVO								Rossocorsa 488 Challenge EVO					
1	3:21.798	1:45.170	51.895	44.733	168.5	3:21.798	1	2:14.376	50.144	42.932	41.300	166.9	2:14.376	
2	1:47.541	30.938	39.561	37.042	217.7	5:09.339	2	1:43.291	28.649	38.134	36.508	223.1	3:57.667	
3	1:39.575	26.714	37.843	35.018	219.5	6:48.914	3	1:37.371	26.096	36.835	34.440	221.8	5:35.038	
4	<b>1:38.614</b>	26.386	37.453	<b>34.775</b>	218.6	8:27.528	4	1:36.280	25.470	36.489	34.321	223.1	7:11.318	
5	1:38.695	26.077	37.389	35.229	219.5	10:06.223	5	3:13.570 <b>B</b>	25.628	39.815	2:08.127	171.7	10:24.888	
6	<b>1:38.172</b>	<b>25.960</b>	37.392	34.827	219.1	11:44.402	6	2:06.153	49.841	39.441	36.871	222.2	12:31.041	
7	2:01.986 <b>B</b>	29.507	42.146	50.333	210.5	13:46.388	7	1:35.953	25.634	<b>36.414</b>	<b>33.905</b>	223.6	14:06.994	
8	5:19.988	4:06.723	38.099	35.166	219.5	19:06.376	8	2:02.034	30.347	51.421	40.266	161.2	16:09.028	
9	1:39.472	26.264	37.737	35.471	218.2	20:45.848	9	<b>1:35.832</b>	<b>25.375</b>	36.466	33.991	223.1	17:44.860	
10	1:39.684	26.528	37.718	35.438	218.6	22:25.532	10	2:03.453	33.510	48.326	41.617	166.4	19:48.313	
11	<b>1:38.610</b>	26.389	<b>37.321</b>	34.900	220.0	24:04.142	11	<b>1:36.028</b>	25.644	36.450	33.934	223.6	21:24.341	
12	<b>1:42.977</b>	26.958	37.811	38.208	217.7	25:47.119								
13	1:39.314	26.602	37.467	35.245	218.6	27:26.433								
14	1:39.096	26.452	37.558	35.086	219.1	29:05.529								
15	1:58.337 <b>B</b>	26.559	39.880	51.898	213.4	31:03.866								
<b>10</b>	<b>Leonardo Maria DEL VECCHIO</b> ITA							<b>23</b>	<b>Tim KOHMANN</b> DEU					
	Kessel Racing 488 Challenge EVO								Kessel Racing 488 Challenge EVO					
1	2:30.532	59.068	48.160	43.304	199.3	2:30.532	1	16:33.742	...	43.928	39.842	214.7	16:33.742	
2	1:52.218	30.249	41.871	40.098	219.1	4:22.750	2	1:43.260	27.452	40.327	35.481	219.5	18:17.002	
3	2:01.882 <b>B</b>	29.168	40.048	52.666	220.0	6:24.632	3	1:36.380	25.678	36.681	34.021	220.9	19:53.382	
4	4:17.732	2:59.145	40.520	38.067	220.4	10:42.364	4	<b>1:36.063</b>	25.507	36.499	34.057	220.4	21:29.445	
5	1:42.579	27.114	39.091	36.374	220.0	12:24.943	5	1:36.195	<b>25.374</b>	36.723	34.098	220.4	23:05.640	
6	1:40.588	27.300	37.834	35.454	221.3	14:05.531	6	1:35.890	25.442	36.600	33.848	220.9	24:41.530	
7	2:08.321	26.894	1:04.804	36.623	220.0	16:13.852	7	1:39.638	25.961	37.796	35.881	220.0	26:21.168	
8	<b>1:40.770</b>	26.736	38.408	35.626	222.2	17:54.622	8	<b>1:35.532</b>	25.387	<b>36.392</b>	<b>33.753</b>	221.8	27:56.700	
9	<b>1:38.976</b>	26.610	<b>37.326</b>	<b>35.040</b>	221.8	19:33.598	9	1:38.609	25.465	37.569	35.575	217.7	29:35.309	
10	1:40.196	<b>26.600</b>	38.061	35.535	221.3	21:13.794	10	1:35.904	25.497	36.489	33.918	220.9	31:11.213	
11	1:39.929	26.659	37.516	35.754	221.3	22:53.723								
12	<b>1:59.227 <b>B</b></b>	26.959	39.103	53.165	220.9	24:52.950								
13	4:29.041	3:13.887	39.120	36.034	221.8	29:21.991								
<b>11</b>	<b>Marco TALARICO</b> ITA							<b>25</b>	<b>Alessandro COZZI</b> ITA					
	Kessel Racing 488 Challenge EVO								Rossocorsa 488 Challenge EVO					
1	4:19.473	2:52.876	43.629	42.968	213.0	4:19.473	1	2:38.652	1:00.791	48.780	49.081	172.5	2:38.652	
2	1:47.847	28.093	38.944	40.810	216.4	6:07.320	2	1:52.744	27.018	45.017	40.709	189.5	4:31.396	
3	<b>1:41.090</b>	27.042	38.350	35.698	218.2	7:48.410	3	1:59.864	39.302	39.532	41.030	221.3	6:31.260	
4	1:38.687	26.338	37.414	34.935	218.6	9:27.097	4	1:38.714	26.348	37.404	34.962	221.8	8:09.974	
							5	1:37.367	25.837	<b>37.031</b>	34.499	221.8	9:47.341	
							6	1:37.713	25.784	37.294	34.635	221.3	11:25.054	
							7	1:37.804	<b>25.676</b>	37.447	34.681	222.2	13:02.858	
							8	1:56.701	31.037	46.699	38.965	178.2	14:59.559	
							9	<b>1:43.192</b>	25.702	38.687	38.810	180.6	16:42.758	
							10	1:38.303	26.096	37.602	34.605	222.7	18:21.061	
							11	<b>1:37.336</b>	25.826	37.111	<b>34.399</b>	222.7	19:58.397	
							12	<b>1:37.742</b>	25.757	37.386	34.599	221.3	21:36.139	
							13	1:54.160	31.839	45.190	37.131	203.8	23:30.299	
							14	1:37.902	25.853	37.483	34.566	221.3	25:08.201	
<b>33</b>	<b>Emanuele Maria TABACCHI</b> ITA							<b>33</b>	<b>Emanuele Maria TABACCHI</b> ITA					
	Rossocorsa 488 Challenge EVO								Rossocorsa 488 Challenge EVO					



# TROFEO PIRELLI MISANO Qualifying 2

## Sector Analysis

_ Invalidated Lap							■ Personal Best							■ Session Best							B Crossing the pit lane						
Lap	Time	Sector 1	Sector 2	Sector 3	T.Spd	Elapsed	Lap	Time	Sector 1	Sector 2	Sector 3	T.Spd	Elapsed	Lap	Time	Sector 1	Sector 2	Sector 3	T.Spd	Elapsed	Lap	Time	Sector 1	Sector 2	Sector 3	T.Spd	Elapsed
<b>45 Christian OVERGAARD</b> DNK																											
Baron Motorsport 488 Challenge EVO																											
1	2:12.182	46.379	44.229	41.574	149.8	2:12.182	12	1:47.188	27.290	42.201	37.697	187.8	24:23.735														
2	1:43.097	28.659	37.950	36.488	214.7	3:55.279	13	1:36.251	25.676	36.750	<b>33.825</b>	218.6	25:59.986														
3	1:36.509	25.818	36.640	34.051	224.5	5:31.788	14	<u>1:38.196</u>	25.543	36.957	35.696	218.6	27:38.182														
4	1:35.749	25.572	36.379	33.798	225.5	7:07.537	15	1:40.670	26.872	39.295	34.503	219.1	29:18.852														
5	<b>1:35.504</b>	25.480	36.252	<b>33.772</b>	225.0	8:43.041	16	1:52.484 B	25.436	37.400	49.648	203.4	31:11.336														
6	1:35.561	25.522	<b>36.105</b>	33.934	225.5	10:18.602																					
7	7:22.914 B	25.346	36.555	6:21.013	225.0	17:41.516																					
8	2:10.818	48.667	43.925	38.226	117.5	19:52.334																					
9	1:36.067	25.431	36.378	34.258	224.5	21:28.401																					
10	1:57.640	25.446	50.012	42.182	143.4	23:26.041																					
11	1:35.786	<b>25.324</b>	36.456	34.006	225.0	25:01.827																					
<b>73 Roman ZIEMIAN</b> POL																											
Octane 126 488 Challenge EVO																											
1	2:36.065	56.213	51.967	47.885	161.7	2:36.065	12	1:47.188	27.290	42.201	37.697	187.8	24:23.735														
2	2:04.622	31.382	47.102	46.138	177.6	4:40.687	13	1:36.251	25.676	36.750	<b>33.825</b>	218.6	25:59.986														
3	1:42.610	28.438	37.935	36.237	219.1	6:23.297	14	<u>1:38.196</u>	25.543	36.957	35.696	218.6	27:38.182														
4	1:38.324	26.590	36.967	34.767	221.3	8:01.621	15	1:40.670	26.872	39.295	34.503	219.1	29:18.852														
5	1:38.162	26.247	36.914	35.001	221.3	9:39.783	16	1:52.484 B	25.436	37.400	49.648	203.4	31:11.336														
6	<b>1:37.625</b>	26.018	<b>36.802</b>	34.805	222.2	11:17.408																					
7	4:04.228 B	26.085	36.843	3:01.300	222.2	15:21.636																					
8	2:00.080	44.809	37.688	37.583	221.3	17:21.716																					
9	1:37.837	26.051	36.904	34.882	221.8	18:59.553																					
10	1:37.840	26.347	36.802	34.691	222.2	20:37.393																					
11	1:38.123	26.109	37.149	34.865	222.7	22:15.516																					
12	1:38.567	26.108	37.415	35.044	222.7	23:54.083																					
13	1:38.131	<b>25.793</b>	37.255	35.083	221.3	25:32.214																					
14	1:38.101	26.209	37.077	34.815	222.7	27:10.315																					
15	1:37.961	25.904	37.322	34.735	221.3	28:48.276																					
16	<u>1:37.373</u>	25.892	36.814	<b>34.667</b>	222.2	30:25.649																					
<b>83 Michelle GATTING</b> DNK																											
Scuderia Niki - Iron Lynx 488 Challenge EVO																											
1	6:56.788	5:28.391	47.211	41.186	215.1	6:56.788	12	1:47.188	27.290	42.201	37.697	187.8	24:23.735														
2	1:48.999	32.578	40.916	35.505	223.1	8:45.787	13	1:36.251	25.676	36.750	<b>33.825</b>	218.6	25:59.986														
3	1:36.008	25.590	36.516	33.902	224.5	10:21.795	14	<u>1:38.196</u>	25.543	36.957	35.696	218.6	27:38.182														
4	<b>1:35.125</b>	25.312	36.243	<b>33.570</b>	225.0	11:56.920	15	1:40.670	26.872	39.295	34.503	219.1	29:18.852														
5	<u>1:35.629</u>	<b>25.138</b>	<b>36.217</b>	34.274	223.6	13:32.549	16	1:52.484 B	25.436	37.400	49.648	203.4	31:11.336														
6	1:42.499	26.558	38.632	37.309	206.1	15:15.048																					
7	1:35.593	25.366	36.463	33.764	224.5	16:50.641																					
8	<u>1:52.706 B</u>	25.702	40.503	46.501	216.4	18:43.347																					
9	4:25.445	3:09.613	38.883	36.949	149.6	23:08.792																					
10	2:07.790 B	25.203	45.558	57.029	196.0	25:16.582																					
11	3:24.513 B	1:57.839	38.402	48.272	222.7	28:41.095																					
<b>85 Hanno LASKOWSKI</b> DEU																											
Riller & Schnauck 488 Challenge EVO																											
1	2:21.276	51.469	46.467	43.340	148.4	2:21.276	12	1:47.188	27.290	42.201	37.697	187.8	24:23.735														
2	1:39.767	26.440	37.319	36.008	220.9	4:01.043	13	1:36.251	25.676	36.750	<b>33.825</b>	218.6	25:59.986														
3	<u>1:37.672</u>	26.007	37.146	34.519	220.9	5:38.715	14	<u>1:38.196</u>	25.543	36.957	35.696	218.6	27:38.182														
4	<b>1:36.666</b>	<b>25.417</b>	36.854	34.395	220.4	7:15.381	15	1:40.670	26.872	39.295	34.503	219.1	29:18.852														
5	1:40.665	25.740	37.121	37.804	221.3	8:56.046	16	1:52.484 B	25.436	37.400	49.648	203.4	31:11.336														
6	1:37.428	26.009	36.985	34.434	221.3	10:33.474																					
7	1:37.063	25.624	37.153	<b>34.286</b>	221.8	12:10.537																					
8	1:37.127	25.706	<b>36.836</b>	34.585	222.2	13:47.664																					
9	<u>1:37.784</u>	25.648	37.469	34.667	221.3	15:25.448																					
10	1:36.951	25.641	37.012	34.298	222.2	17:02.399																					
11	1:57.517 B	27.681	39.748	50.088	193.9	18:59.916																					
<b>87 Olivier GROTZ</b> LUX																											
Formula Racing 488 Challenge EVO																											
1	13:38.862	...	49.797	38.583	219.5	13:38.862	12	1:47.188	27.290	42.201	37.697	187.8	24:23.735														
2	1:37.214	26.304	36.778	34.132	224.1	15:16.076	13	1:36.251	25.676	36.750	<b>33.825</b>	218.6	25:59.986														



# TROFEO PIRELLI

## MISANO

### Qualifying 2

## Sector Analysis

\_ Invalidated Lap   
 ■ Personal Best   
 ■ Session Best   
 B Crossing the pit lane

Lap	Time	Sector 1	Sector 2	Sector 3	T.Spd	Elapsed	Lap	Time	Sector 1	Sector 2	Sector 3	T.Spd	Elapsed
3	<b>1:35.761</b>	25.690	36.344	33.727	225.0	16:51.837							
4	1:35.887	<b>25.343</b>	36.554	33.990	223.6	18:27.724							
5	1:46.681	25.645	42.085	38.951	130.3	20:14.405							
6	1:36.419	25.540	36.632	34.247	224.1	21:50.824							
7	1:36.017	25.871	36.564	<b>33.582</b>	225.5	23:26.841							
8	1:36.452	25.549	36.552	34.351	225.0	25:03.293							
9	1:59.106 <b>B</b>	26.026	39.386	53.694	172.0	27:02.399							
10	2:36.823	1:25.678	37.037	34.108	224.5	29:39.222							
11	1:35.903	25.765	<b>36.331</b>	33.807	224.1	31:15.125							

88 Florian MERCKX		BEL				
Baron Motorsport		488 Challenge EVO				
1	2:52.012	1:11.494	46.445	54.073	145.4	2:52.012
2	2:01.503	28.803	43.088	49.612	189.8	4:53.515
3	1:36.862	25.804	36.723	34.335	220.0	6:30.377
4	1:36.057	25.528	36.596	33.933	219.5	8:06.434
5	1:35.632	<b>25.291</b>	36.482	33.859	220.0	9:42.066
6	2:07.899	33.257	44.557	50.085	152.3	11:49.965
7	<b>1:35.556</b>	25.308	36.635	<b>33.613</b>	219.5	13:25.521
8	1:35.637	25.348	36.496	33.793	220.4	15:01.158
9	1:47.622	32.572	39.617	35.433	218.6	16:48.780
10	1:36.386	25.314	37.175	33.897	221.3	18:25.166
11	1:43.684	25.505	39.195	38.984	163.9	20:08.850
12	1:56.913 <b>B</b>	25.558	<b>36.350</b>	55.005	219.5	22:05.763

98 Frederik PAULSEN		DNK				
Formula Racing		488 Challenge EVO				
1	3:59.366	2:27.593	48.251	43.522	215.6	3:59.366
2	1:49.096	32.006	40.004	37.086	215.1	5:48.462
3	1:35.873	25.605	36.369	33.899	222.7	7:24.335
4	1:35.821	25.376	<b>36.206</b>	34.239	222.2	9:00.156
5	<b>1:35.452</b>	<b>25.244</b>	36.333	<b>33.875</b>	222.2	10:35.608
6	1:44.702	27.653	42.291	34.758	217.3	12:20.310
7	1:35.575	25.441	36.219	33.915	222.2	13:55.885
8	1:36.177	25.557	36.629	33.991	222.2	15:32.062
9	2:06.042 <b>B</b>	29.522	44.375	52.145	193.9	17:38.104