

# TROFEO PIRELLI

## MISANO


### Race 1

## Sector Analysis

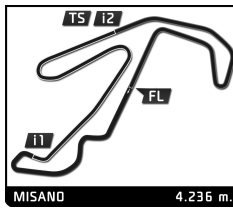
\_ Invalidated Lap

 Personal Best

 Session Best

 Crossing the pit lane

Lap	Time	Sector 1	Sector 2	Sector 3	T.Spd	Elapsed	Lap	Time	Sector 1	Sector 2	Sector 3	T.Spd	Elapsed	
<b>8</b>	<b>Nicolò ROSI</b> CHE							8	1:37.738	26.143	37.056	34.539	221.3	17:13.129
	Kessel Racing 488 Challenge EVO							9	1:37.509	26.095	37.037	<b>34.377</b>	220.9	18:50.638
	1	1:57.744	38.201	41.337	38.206	214.7	10	1:37.469					20:28.107	
	2	2:54.262	34.906	1:08.003	1:11.353	127.1	11	1:37.612					22:05.719	
	3	3:06.170	52.762	1:07.496	1:05.912	89.0	12	1:38.122					23:43.841	
	4	2:46.812	51.476	1:02.821	52.515	103.9	13	1:38.042					25:21.883	
	5	1:40.886	27.554	37.946	35.386	219.5	14	1:37.761					26:59.644	
	6	1:39.241	26.692	37.328	35.221	221.8	15	1:37.857					28:37.501	
	7	1:38.785	26.330	37.344	35.111	221.3	16	1:37.663					30:15.164	
	8	1:39.026	26.151	37.520	35.355	222.7	17	1:37.530					31:52.694	
	9	1:39.651	26.409	38.039	35.203	220.9								
	10	1:42.251	28.937	38.088	35.226	220.4								
	11	1:38.874	26.177	37.618	35.079	220.9								
	12	1:38.559	26.155	37.245	35.159	220.0								
	13	1:38.452	26.155	37.357	34.940	220.4								
	14	1:38.130	26.090	37.372	<b>34.668</b>	220.4								
	15	1:38.088	26.005	37.156	34.927	220.4								
	16	1:38.201	<b>25.971</b>	37.326	34.904	220.4								
	17	<b>1:37.898</b>	26.059	<b>37.101</b>	34.738	221.3								
<b>9</b>	<b>Alessandro CUTRERA</b> ITA													
	Kessel Racing 488 Challenge EVO													
	1	1:54.828	35.747	38.486	40.595	220.0								
	2	2:55.321	35.784	1:08.541	1:10.996	127.2								
	3	3:05.776	53.091	1:07.805	1:04.880	86.9								
	4	2:48.126	50.663	1:04.722	52.741	115.3								
	5	1:40.594	27.519	37.850	35.225	220.0								
	6	1:39.508	26.590	37.549	35.369	220.0								
	7	<b>1:38.639</b>	<b>26.158</b>	<b>37.531</b>	<b>34.950</b>	219.5								
	8	1:39.082	26.337	37.728	35.017	219.5								
	9	1:39.674	26.509	38.014	35.151	219.5								
	10	2:22.674 <b>B</b>	33.449	43.179	1:06.046	199.6								
<b>11</b>	<b>Marco TALARICO</b> ITA													
	Kessel Racing 488 Challenge EVO													
	1	1:55.142	36.134	39.007	40.001	220.4								
	2	2:55.764	36.368	1:08.066	1:11.330	126.2								
	3	3:05.823	52.768	1:07.783	1:05.272	89.0								
	4	2:47.874	50.482	1:04.493	52.899	114.3								
	5	1:40.948	27.261	38.355	35.332	219.5								
	6	1:39.116	26.509	37.380	35.227	222.2								
	7	<b>1:38.603</b>	<b>26.151</b>	<b>37.246</b>	35.206	221.3								
	8	1:39.048	26.192	37.666	<b>35.190</b>	222.7								
	9	1:39.782	26.418	37.879	35.485	221.8								
	10	2:03.100 <b>B</b>	29.966	39.695	53.439	211.4								
	11	3:39.364 <b>B</b>	1:51.197	47.013	1:01.154	119.5								
<b>22</b>	<b>Vicente POTOLICCHIO</b> VEN													
	Rossocorsa 488 Challenge EVO													
	1	1:53.306	33.576	39.238	40.492	215.1								
	2	2:53.757	35.300	1:07.230	1:11.227	150.8								
	3	3:03.714	52.952	1:07.428	1:03.334	93.2								
	4	2:51.071	50.554	1:07.582	52.935	101.3								
	5	1:38.742	26.295	37.312	35.135	224.1								
	6	<b>1:37.236</b>	<b>25.943</b>	<b>36.813</b>	34.480	222.7								
	7	1:37.565	26.008	37.094	34.463	220.9								
<b>23</b>	<b>Tim KOHMANN</b> DEU													
	Kessel Racing 488 Challenge EVO													
	1	1:51.303	33.085	38.065	40.153	218.2								
	2	2:52.514	35.064	1:07.467	1:09.983	144.0								
	3	3:04.524	54.628	1:06.975	1:02.921	95.7								
	4	2:52.502	50.771	1:08.238	53.493	104.0								
	5	1:38.912	26.442	37.971	34.499	221.3								
	6	1:37.411	26.159	36.876	34.376	221.3								
	7	1:37.090	25.972	36.831	34.287	220.0								
	8	1:37.120	25.848	37.105	34.167	220.4								
	9	1:37.579	26.320	37.033	34.226	219.1								
	10	1:36.973	<b>25.844</b>	36.873	34.256	220.0								
	11	1:37.406	26.274	36.824	34.308	220.4								
	12	<b>1:36.875</b>	26.037	<b>36.697</b>	<b>34.141</b>	220.9								
	13	1:37.360	25.933	37.063	34.364	221.8								
	14	1:37.776	26.042	37.366	34.368	221.8								
	15	1:37.883	26.097	37.149	34.637	221.8								
	16	1:38.313	26.561	37.012	34.740	220.9								
	17	1:37.517	26.114	36.797	34.606	221.3								
<b>25</b>	<b>Alessandro COZZI</b> ITA													
	Rossocorsa 488 Challenge EVO													
	1	1:55.333	34.803	40.166	40.364	215.1								
	2	2:53.402	35.676	1:06.967	1:10.759	128.3								
	3	3:05.338	53.006	1:08.214	1:04.118	93.1								
	4	2:48.942	49.181	1:07.260	52.501	115.9								
	5	1:38.841	26.324	37.632	34.885	220.9								
	6	<b>1:38.298</b>	26.094	37.320	34.884	220.4								
	7	1:38.753	25.997	37.359	35.397	220.4								
	8	1:38.758	26.461	37.440	<b>34.857</b>	220.9								
	9	1:38.925	26.121	37.501	35.303	220.4								
	10	1:38.527	<b>25.933</b>	37.655	34.939	220.4								
	11	1:38.684	26.202	37.494	34.988	220.9								
	12	1:39.230	26.326	37.615	35.289	220.0								
	13	1:38.732	26.068	37.585	35.079	221.3								
	14	1:39.060	26.017	37.996	35.047	219.1								
	15	1:39.190	26.243	38.040	34.907	216.9								
	16	1:38.966	26.172	37.765	35.029	220.9								
	17	1:39.577	26.301	<b>37.312</b>	35.964	220.9								
<b>33</b>	<b>Emanuele Maria TABACCHI</b> ITA													
	Rossocorsa 488 Challenge EVO													
	1	1:44.633	31.073	37.252	36.308	223.6								
	2	2:55.828	36.712	1:09.628	1:09.488	101.8								
	3	3:04.474	55.789	1:05.290	1:03.395	82.6								
	4	2:54.659	51.744	1:07.823	55.092	85.5								



# TROFEO PIRELLI

## MISANO


### Race 1

## Sector Analysis

\_ Invalidated Lap

 Personal Best

 Session Best

 Crossing the pit lane

Lap	Time	Sector 1	Sector 2	Sector 3	T.Spd	Elapsed
5	1:36.855	26.164	36.513	34.178	224.5	12:16.449
6	<b>1:35.822</b>	25.461	<b>36.401</b>	<b>33.960</b>	225.0	13:52.271
7	1:36.111	25.432	36.570	34.109	225.0	15:28.382
8	1:36.348	<b>25.366</b>	36.777	34.205	224.5	17:04.730
9	1:36.925	25.717	36.696	34.512	224.1	18:41.655
10	1:36.838	25.743	37.006	34.089	223.6	20:18.493
11	1:36.622	25.773	36.605	34.244	224.5	21:55.115
12	1:36.663	25.638	36.681	34.344	224.1	23:31.778
13	1:37.021	25.789	36.681	34.551	224.5	25:08.799
14	1:36.669	25.816	36.599	34.254	225.0	26:45.468
15	1:36.850	25.848	36.669	34.333	224.5	28:22.318
16	1:36.874	25.876	36.664	34.334	225.0	29:59.192
17	1:36.908	25.898	36.640	34.370	224.5	31:36.100

**56** **Matús VYBOH** SVK  
Scuderia Praha 488 Challenge EVO

1	2:02.978	43.284	<b>41.459</b>	<b>38.235</b>	212.6	2:02.978
2	<b>2:50.307</b>	<b>30.975</b>	1:08.045	1:11.287	115.6	4:53.285

**73** **Roman ZIEMIAN** POL  
Octane 126 488 Challenge EVO

1	1:53.941	34.418	39.010	40.513	219.5	1:53.941
2	2:54.080	35.577	1:07.502	1:11.001	134.0	4:48.021
3	3:04.360	53.159	1:07.553	1:03.648	91.1	7:52.381
4	2:49.890	50.291	1:07.080	52.519	111.9	10:42.271
5	1:39.101	26.549	37.371	35.181	220.9	12:21.372
6	<b>1:38.110</b>	26.137	36.952	35.021	222.2	13:59.482
7	1:38.516	26.282	37.044	35.190	222.2	15:37.998
8	1:38.873	26.292	37.598	<b>34.983</b>	222.2	17:16.871
9	1:38.815	26.418	37.251	35.146	222.2	18:55.686
10	1:38.364	26.031	37.218	35.115	223.1	20:34.050
11	1:38.594	26.232	37.156	35.206	221.8	22:12.644
12	1:38.847	26.190	37.234	35.423	222.2	23:51.491
13	1:39.137	26.548	<b>36.938</b>	35.651	222.2	25:30.628
14	1:39.410	26.406	37.072	35.932	222.2	27:10.038
15	1:38.562	<b>25.911</b>	37.322	35.329	221.8	28:48.600
16	1:39.239	26.271	37.158	35.810	222.2	30:27.839
17	1:39.684	26.430	37.234	36.020	222.2	32:07.523

**83** **Michelle GATTING** DNK  
Scuderia Niki - Iron Lynx 488 Challenge EVO

1	1:43.742	30.565	37.172	36.005	221.3	1:43.742
2	2:56.397	36.857	1:09.434	1:10.106	105.6	4:40.139
3	3:04.278	55.338	1:04.349	1:04.591	114.3	7:44.417
4	2:54.874	51.512	1:07.957	55.405	91.5	10:39.291
5	1:36.694	26.023	36.700	33.971	223.1	12:15.985
6	<b>1:35.832</b>	<b>25.410</b>	36.454	33.968	224.1	13:51.817
7	1:35.863	25.576	<b>36.404</b>	<b>33.883</b>	223.6	15:27.680
8	1:36.064	25.555	36.485	34.024	223.6	17:03.744
9	1:36.375	25.664	36.559	34.152	223.1	18:40.119
10	1:36.626	25.758	36.645	34.223	222.7	20:16.745
11	1:36.693	25.804	36.746	34.143	222.7	21:53.438
12	1:36.778	25.889	36.629	34.260	223.6	23:30.216
13	1:36.564	25.751	36.571	34.242	223.6	25:06.780
14	1:37.009	25.879	36.723	34.407	223.6	26:43.789
15	1:36.911	25.985	36.740	34.186	224.1	28:20.700
16	1:36.945	25.880	36.798	34.267	223.1	29:57.645

Lap	Time	Sector 1	Sector 2	Sector 3	T.Spd	Elapsed
17	1:37.643	25.900	36.968	34.775	222.7	31:35.288

**85** **Hanno LASKOWSKI** DEU  
Riller & Schnauck 488 Challenge EVO

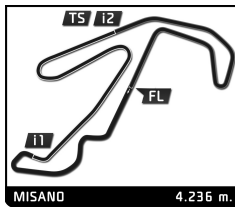
1	1:54.176	35.323	39.334	39.519	220.0	1:54.176
2	2:55.221	35.695	1:08.726	1:10.800	122.6	4:49.397
3	3:05.468	52.771	1:08.283	1:04.414	87.2	7:54.865
4	2:48.622	49.347	1:06.668	52.607	117.0	10:43.487
5	1:39.890	27.577	37.693	34.620	221.3	12:23.377
6	1:37.957	26.023	37.333	34.601	221.8	14:01.334
7	1:38.253	25.872	37.484	34.897	222.2	15:39.587
8	1:38.623	26.409	37.388	34.826	222.7	17:18.210
9	1:39.160	26.003	37.503	35.654	222.2	18:57.370
10	1:38.631	25.961	37.565	35.105	221.3	20:36.001
11	1:50.572 <b>B</b>	26.402	37.288	46.882	221.8	22:26.573
12	1:55.876	42.153	37.276	36.447	220.9	24:22.449
13	1:37.894	25.886	<b>36.926</b>	35.082	221.8	26:00.343
14	1:37.672	25.864	37.053	34.755	221.3	27:38.015
15	<b>1:37.535</b>	25.805	37.184	34.546	221.8	29:15.550
16	1:37.682	25.888	37.271	<b>34.523</b>	221.8	30:53.232
17	1:37.865	<b>25.729</b>	37.258	34.878	221.8	32:31.097

**87** **Olivier GROTZ** LUX  
Formula Racing 488 Challenge EVO

1	1:52.693	34.028	38.351	40.314	197.4	1:52.693
2	2:51.732	34.653	1:07.310	1:09.769	142.5	4:44.425
3	3:04.593	54.643	1:06.972	1:02.978	100.7	7:49.018
4	2:52.075	50.636	1:08.151	53.288	103.7	10:41.093
5	1:38.282	26.456	37.341	34.485	224.1	12:19.375
6	1:37.334	26.070	36.884	34.380	223.6	13:56.709
7	1:37.059	25.905	36.848	34.306	224.1	15:33.768
8	1:37.223	25.899	37.037	<b>34.287</b>	224.1	17:10.991
9	1:37.345	26.162	36.864	34.319	223.6	18:48.336
10	<b>1:36.711</b>	<b>25.807</b>	<b>36.566</b>	34.338	224.5	20:25.047
11	1:37.238	25.997	36.940	34.301	224.5	22:02.285
12	1:37.325	26.184	36.762	34.379	224.1	23:39.610
13	1:37.475	26.023	36.973	34.479	223.6	25:17.085
14	1:37.767	25.977	37.496	34.294	223.6	26:54.852
15	1:38.143	26.045	37.194	34.904	223.1	28:32.995
16	1:39.200	26.305	37.131	35.764	223.1	30:12.195
17	1:39.081	26.431	37.637	35.013	222.7	31:51.276

**88** **Florian MERCKX** BEL  
Baron Motorsport 488 Challenge EVO

1	1:46.794	31.661	37.335	37.798	217.7	1:46.794
2	2:55.559	35.375	1:09.957	1:10.227	121.6	4:42.353
3	3:03.989	54.779	1:06.961	1:02.249	100.9	7:46.342
4	2:53.823	51.309	1:08.095	54.419	107.4	10:40.165
5	1:36.916	26.119	<b>36.814</b>	<b>33.983</b>	220.0	12:17.081
6	<b>1:36.756</b>	25.693	36.938	34.125	219.5	13:53.837
7	1:37.001	25.741	37.143	34.117	219.5	15:30.838
8	1:37.402	25.832	37.349	34.221	218.6	17:08.240
9	1:37.167	25.704	37.153	34.310	219.1	18:45.407
10	1:37.216	25.831	37.053	34.332	218.6	20:22.623
11	1:37.405	<b>25.663</b>	37.363	34.379	219.1	22:00.028
12	1:36.932	25.715	37.016	34.201	218.6	23:36.960
13	1:36.976	25.819	36.951	34.206	219.5	25:13.936



# TROFEO PIRELLI

## MISANO

### Race 1

## Sector Analysis

\_ Invalidated Lap   
 ■ Personal Best   
 ■ Session Best   
 ■ Crossing the pit lane

Lap	Time	Sector 1	Sector 2	Sector 3	T.Spd	Elapsed	Lap	Time	Sector 1	Sector 2	Sector 3	T.Spd	Elapsed
14	1:37.675	25.918	37.100	34.657	218.6	26:51.611							
15	1:37.386	26.070	37.074	34.242	220.0	28:28.997							
16	1:36.814	25.713	36.816	34.285	219.5	30:05.811							
17	1:37.709	25.670	37.150	34.889	218.6	31:43.520							

98	<b>Frederik PAULSEN</b>	DNK
	Formula Racing	488 Challenge EVO

1	1:50.435	32.110	37.344	40.981	218.2	1:50.435
2	2:52.720	35.004	1:07.582	1:10.134	134.7	4:43.155
3	3:03.962	54.557	1:06.912	1:02.493	93.4	7:47.117
4	2:53.484	51.309	1:08.107	54.068	101.5	10:40.601
5	1:37.772	26.317	37.174	34.281	220.9	12:18.373
6	1:37.063	25.924	36.829	34.310	220.4	13:55.436
7	1:37.145	25.889	36.855	34.401	220.9	15:32.581
8	1:37.155	25.955	36.886	34.314	221.3	17:09.736
9	1:37.020	25.903	36.750	34.367	220.9	18:46.756
10	1:37.195	25.961	36.878	34.356	220.9	20:23.951
11	1:37.361	26.035	36.986	34.340	220.9	22:01.312
12	1:37.229	26.035	36.818	34.376	220.9	23:38.541
13	1:37.483	26.027	36.961	34.495	221.8	25:16.024
14	1:37.378	25.951	36.952	34.475	221.3	26:53.402
15	1:37.683	26.105	37.095	34.483	221.8	28:31.085
16	1:37.629	26.101	36.995	34.533	221.3	30:08.714
17	1:38.695	26.320	37.374	35.001	220.9	31:47.409