



TROFEO PIRELLI MISANO Qualifying 1

Sector Analysis

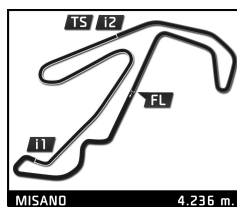
_ Invalidated Lap

 Personal Best

 Session Best

 Crossing the pit lane

Lap	Time	Sector 1	Sector 2	Sector 3	T.Sp	Elapsed	Lap	Time	Sector 1	Sector 2	Sector 3	T.Sp	Elapsed	
8	Nicolò ROSI CHE Kessel Racing 488 Challenge EVO							22	Vicente POTOLICCHIO VEN Rossocorsa 488 Challenge EVO					
1	9:04.685	7:37.403	44.590	42.692	214.3	9:04.685	1	14:06.017	...	49.937	40.688	156.3	14:06.017	
2	1:55.528	28.834	42.759	43.935	177.9	11:00.213	2	1:44.601	29.262	38.858	36.481	220.9	15:50.618	
3	1:38.760	26.072	37.781	34.907	220.4	12:38.973	3	1:37.285	25.845	36.898	34.542	221.8	17:27.903	
4	1:39.543	26.824	37.380	35.339	220.4	14:18.516	4	1:37.563	25.920	36.862	34.781	220.9	19:05.466	
5	1:38.501	25.940	37.151	35.410	220.0	15:57.017	5	1:37.461	26.047	36.803	34.611	222.2	20:42.927	
6	2:00.181 B	26.806	37.674	55.701	204.9	17:57.198	6	9:45.979 B	26.082	36.827	8:43.070	222.2	30:28.906	
7	3:24.971	2:07.419	41.036	36.516	216.9	21:22.169	7	2:00.309	47.844	37.697	34.768	220.0	32:29.215	
8	2:07.331 B	25.966	37.332	1:04.033	220.0	23:29.500	8	1:37.232	25.867	36.804	34.561	221.8	34:06.447	
9	7:44.326	6:16.806	44.934	42.586	161.0	31:13.826	9	1:36.811	25.850	36.843	34.118	222.2	35:43.258	
10	1:38.349	25.989	37.104	35.256	220.0	32:52.175	10	1:37.403	26.015	37.083	34.305	221.8	37:20.661	
11	1:55.899	29.936	46.414	39.549	169.3	34:48.074								
12	1:38.042	26.151	37.216	34.675	221.3	36:26.116								
9	Alessandro CUTRERA ITA Kessel Racing 488 Challenge EVO							23	Tim KOHMANN DEU Kessel Racing 488 Challenge EVO					
1	3:17.946	1:45.757	48.170	44.019	171.7	3:17.946	1	11:38.449	...	42.393	37.485	217.7	11:38.449	
2	1:49.537	29.588	41.749	38.200	189.8	5:07.483	2	1:45.228	26.425	39.149	39.654	217.7	13:23.677	
3	1:47.310	28.054	41.074	38.182	190.5	6:54.793	3	1:37.769	25.668	37.433	34.668	217.7	15:01.446	
4	1:50.088	28.490	43.436	38.162	192.5	8:44.881	4	1:36.686	25.483	36.824	34.379	219.1	16:38.132	
5	1:51.756	30.911	42.359	38.486	191.5	10:36.637	5	1:37.055	25.561	37.043	34.451	219.5	18:15.187	
6	2:03.205 B	29.585	41.662	51.958	190.8	12:39.842	6	2:00.975 B	27.697	42.557	50.721	216.9	20:16.162	
7	4:11.786	2:57.235	38.392	36.159	219.5	16:51.628	7	10:36.947	9:24.086	37.863	34.998	217.7	30:53.109	
8	1:40.533	27.137	37.893	35.503	220.0	18:32.161	8	1:38.414	25.699	36.871	35.844	220.0	32:31.523	
9	1:39.746	26.600	37.672	35.474	220.4	20:11.907	9	1:37.745	25.463	37.662	34.620	219.5	34:09.268	
10	1:43.496	27.038	38.227	38.231	219.1	21:55.403	10	1:37.978	25.683	36.720	35.575	221.8	35:47.246	
11	2:11.732 B	28.480	45.925	57.327	158.4	24:07.135	11	1:36.804	25.622	36.692	34.490	220.9	37:24.050	
10	Leonardo Maria DEL VECCHIO ITA Kessel Racing 488 Challenge EVO							25	Alessandro COZZI ITA Rossocorsa 488 Challenge EVO					
1	3:50.690	2:28.462	41.842	40.386	213.9	3:50.690	1	8:38.263	7:21.397	40.532	36.334	219.1	8:38.263	
2	1:41.851	27.153	38.584	36.114	220.0	5:32.541	2	2:30.846 B	40.532	52.002	58.312	182.1	11:09.109	
3	1:40.658	26.527	38.376	35.755	220.0	7:13.199	3	2:02.242	48.069	38.843	35.330	220.0	13:11.351	
4	1:39.607	26.406	37.792	35.409	219.1	8:52.806	4	1:38.619	26.517	37.240	34.862	220.0	14:49.970	
5	1:50.516	28.693	43.370	38.453	212.6	10:43.322	5	1:38.539	25.992	37.309	35.238	220.0	16:28.509	
6	1:45.763	31.449	38.114	36.200	220.4	12:29.085	6	1:42.089	25.939	37.450	38.700	210.1	18:10.598	
7	2:00.777 B	26.971	40.089	53.717	214.7	14:29.862	7	3:46.440 B	26.100	39.107	2:41.233	216.0	21:57.038	
8	2:35.815	1:16.943	39.103	39.769	206.9	17:05.677	8	7:39.038 B	53.220	50.520	5:55.298	145.0	29:36.076	
9	1:39.926	26.429	37.824	35.673	218.6	18:45.603	9	2:00.473	44.948	39.004	36.521	216.9	31:36.549	
10	1:40.324	26.837	37.567	35.920	220.4	20:25.927	10	1:38.488	26.109	37.490	34.889	218.6	33:15.037	
11	1:40.633	26.499	37.853	36.281	218.6	22:06.560	11	1:39.018	26.353	37.610	35.055	220.0	34:54.055	
12	2:36.679 B	29.555	53.964	1:13.160	151.7	24:43.239	12	1:38.510	26.135	37.247	35.128	221.8	36:32.565	
							13	1:39.096	26.061	37.865	35.170	220.0	38:11.661	
11	Marco TALARICO ITA Kessel Racing 488 Challenge EVO							33	Emanuele Maria TABACCHI ITA Rossocorsa 488 Challenge EVO					
1	3:21.498	1:55.192	41.450	44.856	189.1	3:21.498	1	19:33.072	...	40.890	36.129	222.2	19:33.072	
2	1:53.760	27.051	48.819	37.890	180.6	5:15.258	2	1:36.548	25.580	36.443	34.525	224.5	21:09.620	
3	1:41.072	26.467	38.683	35.922	222.2	6:56.330	3	2:00.639 B	25.722	36.933	57.984	224.1	23:10.259	
4	1:43.476	28.013	39.993	35.470	220.4	8:39.806	4	7:48.053	6:31.353	38.928	37.772	221.3	30:58.312	
5	1:39.514	26.216	37.929	35.369	222.2	10:19.320	5	1:36.021	25.635	36.610	33.776	225.0	32:34.333	
6	1:39.477	26.312	37.856	35.309	222.7	11:58.797	6	1:36.217	25.446	36.740	34.031	225.0	34:10.550	
7	1:39.405	26.216	37.850	35.339	220.4	13:38.202	7	1:48.005	26.011	40.844	41.150	122.6	35:58.555	
8	1:38.810	26.282	37.486	35.042	220.9	15:17.012								
9	1:38.329	26.133	37.494	34.702	222.2	16:55.341								
10	1:59.108 B	27.074	39.580	52.454	219.1	18:54.449								
45	Christian OVERGAARD DNK Baron Motorsport 488 Challenge EVO													
1	7:03.281	5:40.841	42.890	39.550	210.1	7:03.281								



TROFEO PIRELLI MISANO Qualifying 1

Sector Analysis

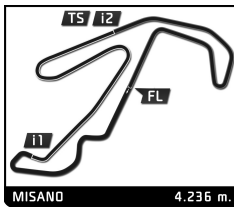
— Invalidated Lap

■ Personal Best

■ Session Best

B Crossing the pit lane

Lap	Time	Sector 1	Sector 2	Sector 3	T.Spd	Elapsed	Lap	Time	Sector 1	Sector 2	Sector 3	T.Spd	Elapsed		
2	1:42.472	27.449	38.732	36.291	216.4	8:45.753	16	1:38.688	25.886	36.870	35.932	223.1	36:51.622		
3	1:44.754	29.298	39.487	35.969	216.4	10:30.507	83	Michelle GATTING					DNK		
4	1:38.480	26.358	36.824	35.298	218.6	12:08.987	Scuderia Niki - Iron Lynx						488 Challenge EVO		
5	1:38.493	26.079	37.565	34.849	219.1	13:47.480	1	11:11.539	B	9:14.612	57.371	59.556	87.3	11:11.539	
6	1:38.376	25.871	37.223	35.282	216.0	15:25.856	2	3:30.188	2:05.261	46.479	38.448	220.0	14:41.727		
7	1:38.429	26.072	37.176	35.181	217.3	17:04.285	3	1:36.477	25.783	36.488	34.206	223.6	16:18.204		
8	1:52.527	29.519	43.728	39.280	208.1	18:56.812	4	1:35.747	25.377	36.220	34.150	223.1	17:53.951		
9	1:38.804	26.286	37.500	35.018	218.2	20:35.616	5	1:35.842	25.419	36.415	34.008	222.7	19:29.793		
10	1:37.791	26.052	37.142	34.597	218.2	22:13.407	6	1:40.937	27.427	38.942	34.568	224.1	21:10.730		
11	2:40.266	B	32.426	53.962	1:13.878	150.6	24:53.673	7	2:01.797	B	25.801	36.703	59.293	223.6	23:12.527
56	Matúš VYBOH						8	9:24.606	8:12.903	37.416	34.287	223.1	32:37.133		
	Scuderia Praha						9	1:35.997	25.439	36.487	34.071	224.1	34:13.130		
							10	1:49.676	B	25.504	36.586	47.586	225.5	36:02.806	
1	8:12.157	6:46.038	44.907	41.212	210.9	8:12.157	85	Hanno LASKOWSKI					DEU		
2	1:47.488	30.848	41.066	35.574	216.4	9:59.645	Riller & Schnauck						488 Challenge EVO		
3	1:39.045	26.112	37.525	35.408	219.1	11:38.690	1	2:29.874	49.328	51.966	48.580	125.0	2:29.874		
4	1:53.354	31.804	43.139	38.411	208.5	13:32.044	2	1:41.167	27.810	38.334	35.023	220.0	4:11.041		
5	1:37.247	25.958	37.093	34.196	219.1	15:09.291	3	1:37.824	25.796	37.034	34.994	220.9	5:48.865		
6	1:37.068	25.999	36.832	34.237	220.0	16:46.359	4	1:37.642	25.871	37.073	34.698	220.4	7:26.507		
7	1:43.172	25.748	40.562	36.862	167.2	18:29.531	5	1:37.631	25.759	37.011	34.861	221.3	9:04.138		
8	1:36.751	25.569	37.059	34.123	219.5	20:06.282	6	1:39.379	25.706	38.144	35.529	219.1	10:43.517		
9	1:40.827	26.243	39.494	35.090	216.4	21:47.109	7	1:57.580	B	30.115	37.046	50.419	221.8	12:41.097	
10	8:31.516	B	25.757	43.811	7:21.948	172.8	30:18.625	8	8:53.878	7:36.953	39.407	37.518	214.3	21:34.975	
11	1:57.042	44.102	38.288	34.652	218.2	32:15.667	9	2:07.482	B	25.802	42.443	59.237	148.6	23:42.457	
12	1:36.822	25.650	37.086	34.086	219.5	33:52.489	10	7:22.870	6:00.679	40.271	41.920	210.9	31:05.327		
65	Frederik ESPERSEN						11	1:38.206	26.143	37.240	34.823	220.9	32:43.533		
	Baron Motorsport						12	2:01.519	B	28.677	42.300	50.542	198.9	34:45.052	
1	7:19.454	5:54.233	45.957	39.264	214.7	7:19.454	87	Olivier GROTZ					LUX		
2	1:39.760	26.201	37.453	36.106	218.6	8:59.214	Formula Racing						488 Challenge EVO		
3	1:37.906	25.888	37.567	34.451	219.1	10:37.120	1	11:28.734	...	43.976	39.158	172.0	11:28.734		
4	1:40.479	27.026	38.096	35.357	218.2	12:17.599	2	1:36.979	26.030	36.880	34.069	222.7	13:05.713		
5	1:42.827	25.703	39.834	37.290	201.1	14:00.426	3	1:37.271	26.059	36.839	34.373	221.8	14:42.984		
6	1:36.659	25.694	36.804	34.161	217.7	15:37.085	4	1:36.941	25.856	36.775	34.310	223.6	16:19.925		
7	1:43.421	27.127	39.414	36.880	217.7	17:20.506	5	1:36.846	25.891	36.708	34.247	222.7	17:56.771		
8	1:38.565	25.595	37.425	35.545	218.6	18:59.071	6	1:37.178	25.997	37.011	34.170	223.1	19:33.949		
9	1:49.024	25.718	43.856	39.450	141.4	20:48.095	7	1:37.290	25.891	36.856	34.543	222.2	21:11.239		
10	1:36.961	25.877	36.908	34.176	218.2	22:25.056	8	2:04.130	B	25.992	36.707	1:01.431	225.0	23:15.369	
11	2:35.641	B	29.997	46.941	1:18.703	153.4	25:00.697	9	8:28.860	7:03.665	46.172	39.023	217.3	31:44.229	
								10	1:37.190	25.798	36.701	34.691	224.1	33:21.419	
								11	1:36.949	26.023	36.752	34.174	224.5	34:58.368	
								12	2:09.075	B	25.703	42.842	1:00.530	129.8	37:07.443
73	Roman ZIEMIAN						88	Florian MERCKX					BEL		
	Octane 126						Baron Motorsport						488 Challenge EVO		
1	2:26.354	47.861	51.442	47.051	143.4	2:26.354	1	6:09.378	4:41.428	43.830	44.120	131.7	6:09.378		
2	1:55.970	30.945	45.435	39.590	217.3	4:22.324	2	1:44.320	29.498	39.246	35.576	216.9	7:53.698		
3	1:39.144	26.338	37.322	35.484	220.0	6:01.468	3	4:16.190	B	53.949	1:41.275	1:40.966	62.9	12:09.888	
4	1:38.459	25.957	37.080	35.422	220.9	7:39.927	4	9:49.478	8:21.429	44.699	43.350	208.9	21:59.366		
5	1:38.397	26.163	37.233	35.001	220.9	9:18.324	5	2:38.282	B	31.160	58.065	1:09.057	162.7	24:37.648	
6	1:40.343	26.182	37.286	36.875	222.2	10:58.667	6	6:25.032	5:05.935	39.243	39.854	217.3	31:02.680		
7	1:39.172	26.522	37.270	35.380	221.3	12:37.839	7	1:36.738	25.791	36.996	33.951	219.5	32:39.418		
8	4:16.710	B	33.105	49.111	2:54.494	162.4	16:54.549	8	1:36.510	25.575	37.029	33.906	218.6	34:15.928	
9	2:01.511	47.252	38.439	35.820	220.4	18:56.060	9	1:36.858	25.614	36.885	34.359	219.1	35:52.786		
10	1:38.177	26.124	37.006	35.047	221.8	20:34.237	10	1:36.690	25.613	37.010	34.067	219.1	37:29.476		
11	1:38.461	26.000	36.901	35.560	222.2	22:12.698									
12	7:28.668	B	32.478	53.156	6:03.034	145.7	29:41.366								
13	2:14.638	47.496	46.953	40.189	125.3	31:56.004									
14	1:38.469	26.287	37.010	35.172	222.2	33:34.473									
15	1:38.461	26.044	37.122	35.295	222.7	35:12.934									



TROFEO PIRELLI

MISANO

Qualifying 1

Sector Analysis

— Invalidated Lap
 ■ Personal Best
 ■ Session Best
 B Crossing the pit lane

Lap	Time	Sector 1	Sector 2	Sector 3	T.Spd	Elapsed	Lap	Time	Sector 1	Sector 2	Sector 3	T.Spd	Elapsed	
98	Frederik PAULSEN DNK													
	Formula Racing						488 Challenge EVO							
1	11:25.843	9:55.529	45.542	44.772	164.4	11:25.843								
2	1:52.640	30.573	45.248	36.819	218.6	13:18.483								
3	<u>1:49.828</u>	26.492	44.515	38.821	172.5	15:08.311								
4	1:36.468	25.698	36.608	34.162	221.3	16:44.779								
5	<u>1:36.343</u>	25.649	36.673	34.021	220.9	18:21.122								
6	1:36.363	25.653	36.582	34.128	221.8	19:57.485								