


TROFEO PIRELLI MISANO Free Practice Sector Analysis

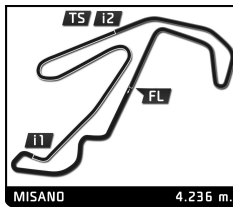
_ Invalidated Lap

 Personal Best

 Session Best

 Crossing the pit lane

Lap	Time	Sector 1	Sector 2	Sector 3	T.Sp	Elapsed	Lap	Time	Sector 1	Sector 2	Sector 3	T.Sp	Elapsed	
8	Nicolò ROSI CHE							10	<u>2:06.527</u> B	25.988	38.170	1:02.369	220.0	22:03.547
	Kessel Racing 488 Challenge EVO							11	19:06.383	...	41.156	37.494	221.8	41:09.930
1	5:18.059	3:42.314	48.591	47.154	175.6	5:18.059	12	1:39.491	26.172	38.096	35.223	221.3	42:49.421	
2	1:51.340	30.906	40.580	39.854	220.4	7:09.399	13	1:38.624	26.567	37.100	34.957	222.7	44:28.045	
3	1:42.494	27.075	38.231	37.188	221.8	8:51.893	14	1:39.105	26.368	37.703	35.034	221.3	46:07.150	
4	1:43.452	26.597	37.888	38.967	221.8	10:35.345	15	<u>2:03.089</u> B	28.014	40.301	54.774	203.4	48:10.239	
5	1:39.840	26.703	37.767	35.370	222.7	12:15.185								
6	<u>2:09.705</u> B	29.511	43.475	56.719	187.8	14:24.890								
7	6:09.478	4:37.565	47.857	44.056	137.2	20:34.368								
8	1:46.769	28.354	38.779	39.636	219.5	22:21.137								
9	1:37.119	25.729	36.995	34.395	221.8	23:58.256								
10	<u>1:54.787</u> B	26.023	37.117	51.647	222.2	25:53.043								
11	9:00.458	7:28.584	47.297	44.577	220.0	34:53.501								
12	1:38.940	26.769	37.318	34.853	222.7	36:32.441								
13	1:38.193	25.815	37.105	35.273	222.2	38:10.634								
14	1:38.393	26.145	37.128	35.120	223.6	39:49.027								
15	<u>2:18.911</u> B	30.214	45.836	1:02.861	208.1	42:07.938								
9	Alessandro CUTRERA ITA							10	<u>1:56.238</u> B	26.340	37.713	52.185	222.7	22:36.388
	Kessel Racing 488 Challenge EVO							11	<u>4:41.560</u> B	2:33.461	43.798	1:24.301	219.1	27:17.948
1	2:37.642	1:05.746	49.467	42.429	201.1	2:37.642	12	8:14.873	6:53.659	40.694	40.520	216.9	35:32.821	
2	1:48.893	29.255	40.701	38.937	220.4	4:26.535	13	1:40.706	26.682	37.904	36.120	222.2	37:13.527	
3	1:40.525	26.903	38.103	35.519	220.0	6:07.060	14	1:38.985	26.084	37.338	35.563	222.7	38:52.512	
4	1:39.640	26.548	37.704	35.388	221.3	7:46.700	15	1:41.800	26.407	38.845	36.548	220.0	40:34.312	
5	<u>2:10.335</u> B	27.633	40.078	1:02.624	189.8	9:57.035	16	1:38.474	25.838	37.439	35.197	223.1	42:12.786	
6	4:54.267	3:24.748	45.722	43.797	216.0	14:51.302	17	<u>1:38.706</u>	26.289	37.619	34.798	224.5	43:51.492	
7	1:54.348	29.063	44.563	40.722	177.9	16:45.650	18	<u>2:13.425</u> B	26.146	52.133	55.146	215.6	46:04.917	
8	<u>1:41.409</u>	26.750	37.973	36.686	222.2	18:27.059	19	6:51.314	5:36.603	38.177	36.534	222.7	52:56.231	
9	1:40.453	26.753	38.134	35.566	221.3	20:07.512	20	1:38.702	26.082	37.288	35.332	223.6	54:34.933	
10	1:41.333	26.698	37.899	36.736	220.4	21:48.845	21	<u>2:13.248</u> B	25.698	37.452	1:10.098	224.1	56:48.181	
11	1:40.727	26.703	38.476	35.548	220.9	23:29.572								
12	1:41.796	27.107	39.076	35.613	223.6	25:11.368								
13	<u>2:32.191</u> B	33.267	45.593	1:13.331	164.9	27:43.559								
14	11:35.858	...	39.735	38.055	220.4	39:19.417								
15	1:41.875	27.301	38.831	35.743	221.8	41:01.292								
16	1:40.145	27.034	37.994	35.117	221.8	42:41.437								
17	1:40.770	28.115	37.621	35.034	222.2	44:22.207								
18	1:38.753	26.413	37.401	34.939	222.7	46:00.960								
19	1:38.482	26.451	37.361	34.670	222.7	47:39.442								
20	1:38.998	26.556	37.171	35.271	223.1	49:18.440								
21	1:39.674	26.558	37.456	35.660	222.7	50:58.114								
22	2:05.851 B	30.518	42.846	52.487	185.9	53:03.965								
23	4:44.314	3:27.294	40.243	36.777	185.9	57:48.279								
24	<u>2:13.477</u> B	26.876	46.657	59.944	141.9	1:00:01.756								
10	Leonardo Maria DEL VECCHIO ITA							1	5:45.540	4:12.058	47.915	45.567	195.7	5:45.540
	Kessel Racing 488 Challenge EVO							2	1:43.373	28.239	39.084	36.050	219.1	7:28.913
1	2:39.299	1:06.750	48.988	43.561	188.8	2:39.299	3	1:39.102	26.000	38.137	34.965	219.1	9:08.015	
2	1:52.149	31.430	39.875	40.844	221.8	4:31.448	4	1:37.128	25.608	37.082	34.438	220.4	10:45.143	
3	1:42.720	27.486	39.090	36.144	220.9	6:14.168	5	1:37.101	25.567	37.070	34.464	220.9	12:22.244	
4	1:56.663 B	26.529	38.014	52.120	213.0	8:10.831	6	1:36.765	25.588	36.770	34.407	220.9	13:59.009	
5	5:07.308	3:51.167	38.924	37.217	220.4	13:18.139	7	1:39.247	25.858	38.390	34.999	220.0	15:38.256	
6	1:39.135	26.246	37.493	35.396	221.3	14:57.274	8	1:37.869	25.548	36.792	35.529	220.4	17:16.125	
7	1:39.498	26.050	38.008	35.440	221.3	16:36.772	9	<u>2:00.607</u> B	27.545	38.700	54.362	209.7	19:16.732	
8	1:39.348	26.584	37.606	35.158	220.9	18:16.120	10	5:25.707	4:10.859	39.740	35.108	220.0	24:42.439	
9	1:40.900	26.839	38.156	35.905	220.9	19:57.020	11	1:39.014	25.973	37.622	35.419	219.5	26:21.453	
							12	<u>2:31.081</u> B	32.703	48.570	1:09.808	166.4	28:52.534	
							13	9:16.234	7:49.700	44.418	42.116	215.6	38:08.768	
							14	1:45.261	27.329	39.712	38.220	191.2	39:54.029	
							15	1:37.358	25.690	37.555	34.113	221.8	41:31.387	
							16	1:36.269	25.460	36.675	34.134	221.3	43:07.656	
							17	1:36.613	25.510	36.805	34.298	221.3	44:44.269	
							18	<u>1:36.680</u>	25.801	36.647	34.232	221.8	46:20.949	


TROFEO PIRELLI
MISANO

Free Practice

Sector Analysis

_ Invalidated Lap

■ Personal Best

■ Session Best

B Crossing the pit lane

Lap	Time	Sector 1	Sector 2	Sector 3	T.Spd	Elapsed	Lap	Time	Sector 1	Sector 2	Sector 3	T.Spd	Elapsed
19	1:59.116 B	26.644	39.679	52.793	217.3	48:20.065	12	1:52.153 B	27.237	38.202	46.714	218.2	21:22.676
20	4:34.316	2:32.663	1:21.987	39.666	64.7	52:54.381	13	6:40.518 B	4:43.695	50.021	1:06.802	157.4	28:03.194
21	1:36.776	25.664	36.745	34.367	221.3	54:31.157	14	5:56.802	4:38.673	39.672	38.457	218.6	33:59.996
22	1:37.856	25.558	36.649	35.649	221.8	56:09.013	15	<u>1:38.648</u>	26.767	37.258	34.623	219.5	35:38.644
23	1:36.306	25.516	36.674	34.116	221.8	57:45.319	16	1:38.774	25.895	38.076	34.803	219.1	37:17.418
24	1:40.055	25.691	36.798	37.566	221.3	59:25.374	17	1:37.836	25.802	37.038	34.996	219.1	38:55.254
25	1:36.375	25.580	36.702	34.093	222.2	1:01:01.749	18	1:51.164	28.794	41.145	41.225	204.2	40:46.418

25 **Alessandro COZZI** ITA
 Rossocorsa 488 Challenge EVO

1	2:33.825	1:01.779	46.602	45.444	203.8	2:33.825
2	1:50.628	30.153	40.942	39.533	195.7	4:24.453
3	1:40.225	26.753	37.571	35.901	220.9	6:04.678
4	<u>1:38.702</u>	26.012	37.481	35.209	221.8	7:43.380
5	4:27.309 B	26.042	37.208	3:24.059	222.2	12:10.689
6	2:08.211	50.540	40.975	36.696	218.6	14:18.900
7	1:37.766	26.189	36.974	34.603	221.8	15:56.666
8	1:38.539	26.230	37.183	35.126	221.8	17:35.205
9	1:37.974	25.963	37.124	34.887	221.3	19:13.179
10	1:38.270	26.277	37.153	34.840	221.8	20:51.449
11	14:23.208 B	26.206	37.207	...	223.1	35:14.657
12	2:07.052	50.530	39.588	36.934	220.4	37:21.709
13	1:37.560	25.919	37.056	34.585	221.8	38:59.269
14	1:40.336	25.896	37.067	37.373	223.6	40:39.605
15	<u>1:38.892</u>	27.039	37.219	34.634	221.8	42:18.497
16	1:37.904	25.786	37.148	34.970	221.8	43:56.401
17	7:04.100 B	25.856	37.207	6:01.037	222.2	51:00.501
18	2:09.419	54.144	39.736	35.539	220.4	53:09.920
19	1:37.104	25.859	37.146	34.099	222.2	54:47.024
20	1:52.441	25.688	36.799	49.954	222.7	56:39.465
21	1:42.754	27.836	38.916	36.002	220.4	58:22.219

33 **Emanuele Maria TABACCHI** ITA
 Rossocorsa 488 Challenge EVO

1	3:18.428	1:58.209	41.497	38.722	134.7	3:18.428
2	1:37.541	26.130	36.968	34.443	225.9	4:55.969
3	1:36.775	25.851	36.669	34.255	225.9	6:32.744
4	1:36.309	25.284	36.596	34.429	226.9	8:09.053
5	1:47.750	26.229	40.020	41.501	225.5	9:56.803
6	1:37.219	26.300	36.649	34.270	225.9	11:34.022
7	<u>8:29.352 B</u>	25.837	37.394	7:26.121	226.4	20:03.374
8	2:08.553	50.067	41.015	37.471	207.7	22:11.927
9	<u>1:36.702</u>	25.693	36.887	34.122	226.4	23:48.629

45 **Christian OVERGAARD** DNK
 Baron Motorsport 488 Challenge EVO

1	2:40.519	1:10.901	47.643	41.975	208.9	2:40.519
2	1:48.281	29.456	39.215	39.610	217.3	4:28.800
3	1:40.250	26.629	38.067	35.554	219.1	6:09.050
4	<u>1:40.445</u>	26.272	38.753	35.420	217.3	7:49.495
5	1:39.659	26.399	37.856	35.404	217.3	9:29.154
6	1:40.748	26.280	37.549	36.919	218.6	11:09.902
7	1:40.661	26.726	37.536	36.399	218.6	12:50.563
8	1:38.372	25.957	37.458	34.957	217.7	14:28.935
9	1:41.405	28.361	37.837	35.207	218.6	16:10.340
10	1:40.895	26.463	38.224	36.208	219.1	17:51.235
11	1:39.288	26.475	37.420	35.393	219.1	19:30.523

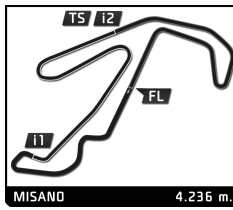
19	1:39.052	25.991	37.283	35.778	218.6	44:03.625
21	1:37.833	26.217	37.166	34.450	220.0	45:41.458
22	<u>1:38.280</u>	26.026	37.289	34.965	220.0	47:19.738
23	1:42.368	28.511	38.594	35.263	219.1	49:02.106
24	1:37.758	26.063	37.207	34.488	220.0	50:39.864
25	1:58.766 B	28.707	39.069	50.990	203.4	52:38.630

56 **Matús VYBOH** SVK
 Scuderia Praha 488 Challenge EVO

1	2:39.564	1:08.910	47.485	43.169	215.6	2:39.564
2	1:48.503	29.542	38.916	40.045	221.8	4:28.067
3	1:39.379	25.994	38.229	35.156	220.4	6:07.446
4	7:12.976 B	26.702	47.084	5:59.190	140.3	13:20.422
5	2:09.071	46.523	43.842	38.706	170.6	15:29.493
6	1:38.215	26.231	37.638	34.346	220.9	17:07.708
7	1:36.150	25.468	36.762	33.920	222.2	18:43.858
8	<u>1:37.434</u>	25.459	37.445	34.530	220.0	20:21.292
9	<u>1:37.165</u>	25.587	37.016	34.562	220.9	21:58.457
10	7:21.079 B	27.245	37.736	6:16.098	219.1	29:19.536
11	4:31.789	3:19.471	37.636	34.682	221.3	33:51.325
12	<u>1:38.342</u>	25.841	37.061	35.440	220.4	35:29.667
13	1:36.981	25.883	36.931	34.167	220.4	37:06.648
14	1:37.805	25.663	37.559	34.583	220.0	38:44.453
15	1:37.592	25.921	36.960	34.711	221.8	40:22.045
16	<u>1:37.150</u>	25.725	37.008	34.417	220.9	41:59.195
17	1:37.333	25.790	37.178	34.365	221.8	43:36.528
18	3:52.989 B	25.781	36.905	2:50.303	221.3	47:29.517
19	2:08.630	46.403	41.751	40.476	217.7	49:38.147
20	1:44.054	28.190	40.241	35.623	218.6	51:22.201
21	1:36.064	25.286	36.651	34.127	221.8	52:58.265
22	1:46.615	28.008	43.945	34.662	210.5	54:44.880
23	1:36.576	25.644	36.664	34.268	222.2	56:21.456
24	1:36.071	25.388	36.704	33.979	221.8	57:57.527
25	1:38.616	25.523	37.018	36.075	221.3	59:36.143
26	1:36.610	25.504	36.861	34.245	221.8	1:01:12.753

65 **Frederik ESPERSEN** DNK
 Baron Motorsport 488 Challenge EVO

1	2:36.595	1:09.569	45.311	41.715	215.6	2:36.595
2	1:48.789	29.459	40.551	38.779	220.0	4:25.384
3	1:40.487	26.978	38.064	35.445	220.9	6:05.871
4	1:39.230	26.411	37.666	35.153	221.8	7:45.101
5	1:43.191	26.673	39.261	37.257	203.0	9:28.292
6	1:38.851	26.018	37.163	35.670	221.3	11:07.143
7	1:43.716	29.958	37.329	36.429	221.3	12:50.859
8	1:38.565	26.123	37.427	35.015	220.4	14:29.424
9	1:39.543	27.144	37.670	34.729	216.9	16:08.967
10	1:54.225 B	25.954	37.189	51.082	220.9	18:03.192
11	9:56.385 B	8:01.329	51.268	1:03.788	161.2	27:59.577



TROFEO PIRELLI

MISANO

Free Practice

Sector Analysis

_ Invalidated Lap
 ■ Personal Best
 ■ Session Best
 B Crossing the pit lane

Lap	Time	Sector 1	Sector 2	Sector 3	T.Spd	Elapsed	Lap	Time	Sector 1	Sector 2	Sector 3	T.Spd	Elapsed
12	6:45.484	B 5:03.658	47.534	54.292	125.7	34:45.061	17	1:35.591	25.337	36.466	33.788	225.0	43:11.543
13	11:58.028	...	39.083	35.661	218.2	46:43.089	18	1:35.561	25.276	36.525	33.760	225.5	44:47.104
14	1:36.148	25.385	36.738	34.025	220.0	48:19.237	19	1:56.908	B 29.197	39.317	48.394	222.2	46:44.012
15	1:40.008	26.460	38.380	35.168	218.2	49:59.245	20	4:28.251	B 3:00.414	40.555	47.282	223.1	51:12.263
16	1:36.467	25.444	36.850	34.173	220.0	51:35.712	21	2:03.824	52.016	37.154	34.654	224.5	53:16.087
17	1:36.608	25.621	36.831	34.156	220.4	53:12.320	22	1:35.228	25.350	36.199	33.679	225.9	54:51.315
18	1:36.479	25.497	36.884	34.098	220.0	54:48.799	23	1:40.399	26.253	36.440	37.706	225.5	56:31.714
19	1:56.437	B 29.853	37.723	48.861	221.3	56:45.236	24	1:35.310	25.238	36.295	33.777	225.9	58:07.024
20	3:33.718	2:22.262	37.099	34.357	220.0	1:00:18.954	25	1:37.681	25.387	36.325	35.969	225.5	59:44.705
							26	1:35.641	25.352	36.365	33.924	225.9	1:01:20.346

73 **Roman ZIEMIAN** POL
 Octane 126 488 Challenge EVO

1	2:36.278	1:05.096	48.321	42.861	178.2	2:36.278
2	1:48.748	29.407	40.768	38.573	219.1	4:25.026
3	1:40.474	26.828	38.157	35.489	221.8	6:05.500
4	1:39.340	26.343	37.495	35.502	223.1	7:44.840
5	4:51.052	B 26.564	37.381	3:47.107	221.8	12:35.892
6	2:00.935	46.389	38.900	35.646	220.4	14:36.827
7	1:38.799	26.241	37.380	35.178	222.7	16:15.626
8	1:38.964	26.170	37.363	35.431	221.8	17:54.590
9	1:39.478	26.295	37.424	35.759	223.6	19:34.068
10	1:39.175	26.163	37.619	35.393	222.2	21:13.243
11	1:39.311	26.402	37.374	35.535	222.2	22:52.554
12	1:38.738	26.259	37.174	35.305	222.2	24:31.292
13	1:39.164	26.002	37.392	35.770	224.1	26:10.456
14	9:01.993	B 33.435	50.478	7:38.080	158.8	35:12.449
15	3:17.471	B 52.272	48.953	1:36.246	138.5	38:29.920
16	2:12.653	48.660	43.057	40.936	216.0	40:42.573
17	1:38.880	26.350	37.530	35.000	223.6	42:21.453
18	1:38.396	26.304	37.155	34.937	222.7	43:59.849
19	1:38.243	26.052	37.201	34.990	222.7	45:38.092
20	1:37.909	25.850	37.143	34.916	223.1	47:16.001
21	1:37.841	25.677	37.231	34.933	223.1	48:53.842
22	1:38.211	26.091	36.944	35.176	223.1	50:32.053
23	4:04.415	B 26.278	37.497	3:00.640	223.1	54:36.468
24	2:09.370	48.430	45.181	35.759	223.1	56:45.838
25	1:38.213	26.061	37.203	34.949	223.1	58:24.051
26	1:38.482	25.746	37.428	35.308	223.6	1:00:02.533

83 **Michelle GATTING** DNK
 Scuderia Niki - Iron Lynx 488 Challenge EVO

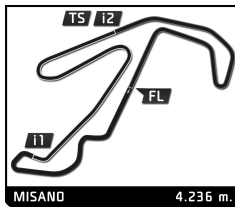
1	2:29.533	53.135	49.628	46.770	210.1	2:29.533
2	2:10.017	B 33.210	44.030	52.777	209.7	4:39.550
3	7:31.292	6:14.079	39.727	37.486	221.3	12:10.842
4	1:37.568	26.537	36.778	34.253	224.1	13:48.410
5	1:36.018	25.341	36.559	34.118	223.1	15:24.428
6	1:36.352	25.516	36.602	34.234	224.1	17:00.780
7	1:47.720	B 25.602	36.679	45.439	224.5	18:48.500
8	3:39.216	2:26.048	37.966	35.202	223.1	22:27.716
9	1:36.377	25.523	36.632	34.222	224.5	24:04.093
10	1:37.394	25.533	36.573	35.288	225.0	25:41.487
11	2:25.250	B 26.463	49.957	1:08.830	141.5	28:06.737
12	6:50.888	5:08.806	52.469	49.613	217.7	34:57.625
13	1:41.489	27.677	37.434	36.378	222.7	36:39.114
14	1:35.271	25.303	36.344	33.624	224.5	38:14.385
15	1:45.451	25.599	44.495	35.357	210.9	39:59.836
16	1:36.116	25.264	36.839	34.013	224.5	41:35.952

85 **Hanno LASKOWSKI** DEU
 Riller & Schnauck 488 Challenge EVO

1	2:15.665	47.884	45.951	41.830	215.1	2:15.665
2	1:43.356	28.316	38.526	36.514	221.3	3:59.021
3	1:39.440	26.194	37.793	35.453	221.3	5:38.461
4	1:38.709	26.074	37.459	35.176	222.7	7:17.170
5	1:38.346	26.184	37.347	34.815	221.8	8:55.516
6	1:39.307	26.033	37.454	35.820	222.7	10:34.823
7	1:49.818	B 26.087	37.440	46.291	221.8	12:24.641
8	7:12.025	5:57.564	38.145	36.316	222.7	19:36.666
9	1:38.261	26.097	37.329	34.835	221.3	21:14.927
10	1:38.689	26.187	37.636	34.866	222.7	22:53.616
11	1:38.378	26.409	37.210	34.759	221.8	24:31.994
12	1:39.121	26.369	37.066	35.686	222.7	26:11.115
13	2:27.533	B 32.003	50.437	1:05.093	157.4	28:38.648
14	6:40.479	5:19.494	42.348	38.637	219.1	35:19.127
15	1:37.827	26.343	36.952	34.532	223.1	36:56.954
16	1:37.546	25.596	36.931	35.019	223.1	38:34.500
17	1:38.219	25.613	37.903	34.703	223.1	40:12.719
18	1:37.610	25.671	37.260	34.679	224.1	41:50.329
19	1:37.797	25.775	37.179	34.843	223.1	43:28.126
20	1:57.229	B 28.443	39.814	48.972	210.5	45:25.355
21	5:29.276	4:15.262	38.395	35.619	220.9	50:54.631
22	1:37.554	26.018	37.084	34.452	222.2	52:32.185
23	1:37.890	25.867	37.031	34.992	222.7	54:10.075
24	1:37.684	25.926	37.251	34.507	223.1	55:47.759
25	1:37.904	25.997	37.301	34.606	223.6	57:25.663
26	1:47.613	28.875	41.640	37.098	210.5	59:13.276
27	1:47.315	25.731	36.885	44.699	223.1	1:01:00.591

87 **Olivier GROTZ** LUX
 Formula Racing 488 Challenge EVO

1	2:54.886	1:33.615	41.840	39.431	152.8	2:54.886
2	1:38.889	26.659	37.180	35.050	223.6	4:33.775
3	1:37.025	25.955	36.814	34.256	223.6	6:10.800
4	1:42.423	25.895	41.401	35.127	200.7	7:53.223
5	1:37.527	25.986	36.893	34.648	224.5	9:30.750
6	1:38.493	25.898	36.666	35.929	226.9	11:09.243
7	1:52.189	B 26.443	36.980	48.766	220.4	13:01.432
8	5:04.315	3:28.207	56.071	40.037	186.5	18:05.747
9	1:36.691	26.262	36.476	33.953	224.1	19:42.438
10	1:36.082	25.634	36.566	33.882	225.0	21:18.520
11	1:36.201	25.678	36.460	34.063	225.5	22:54.721
12	2:04.471	32.342	53.931	38.198	171.7	24:59.192
13	2:23.692	B 25.901	36.689	1:21.102	224.5	27:22.884
14	9:23.442	8:10.579	38.656	34.207	224.5	36:46.326



TROFEO PIRELLI

MISANO


Free Practice

Sector Analysis

_ Invalidated Lap

 Personal Best

 Session Best

 B Crossing the pit lane

Lap	Time	Sector 1	Sector 2	Sector 3	T.Spd	Elapsed	Lap	Time	Sector 1	Sector 2	Sector 3	T.Spd	Elapsed
15	1:37.137	25.829	36.832	34.476	224.1	38:23.463	25	<u>1:37.285</u>	25.950	36.704	34.631	223.1	58:30.100
16	1:54.674 B	25.973	38.640	50.061	221.8	40:18.137	26	2:15.021 B	31.429	47.407	56.185	182.1	1:00:45.121

88 Florian MERCKX													BEL	
Baron Motorsport													488 Challenge EVO	
1	2:27.744	51.190	48.240	48.314	213.0	2:27.744								
2	2:07.999	33.731	43.055	51.213	190.5	4:35.743								
3	2:01.163	33.066	42.261	45.836	210.9	6:36.906								
4	1:50.953	32.355	42.115	36.483	220.4	8:27.859								
5	1:37.144	25.772	37.017	34.355	220.4	10:05.003								
6	1:36.893	25.737	37.094	34.062	220.9	11:41.896								
7	1:37.043	26.096	36.871	34.076	221.3	13:18.939								
8	2:03.636 B	26.149	37.119	1:00.368	222.7	15:22.575								
9	4:46.785	3:24.023	42.181	40.581	216.4	20:09.360								
10	1:46.510	28.574	39.291	38.645	218.6	21:55.870								
11	<u>1:35.685</u>	25.464	36.464	33.757	222.2	23:31.555								
12	1:37.932	25.465	38.394	34.073	220.9	25:09.487								
13	2:17.042 B	25.339	36.616	1:15.087	221.8	27:26.529								
14	7:00.046	5:45.277	39.569	35.200	220.0	34:26.575								
15	1:36.064	25.485	36.615	33.964	222.2	36:02.639								
16	1:47.441	25.839	39.603	41.999	220.0	37:50.080								
17	1:36.063	25.444	36.622	33.997	223.1	39:26.143								
18	1:39.472	25.705	39.604	34.163	221.8	41:05.615								
19	1:36.267	25.575	36.818	33.874	220.4	42:41.882								
20	1:37.818	27.134	36.773	33.911	223.1	44:19.700								
21	1:36.422	25.389	36.694	34.339	221.8	45:56.122								
22	1:36.154	25.518	36.860	33.776	222.2	47:32.276								
23	2:03.394 B	25.495	36.581	1:01.318	221.8	49:35.670								
24	10:04.450	8:48.975	39.892	35.583	217.7	59:40.120								
25	1:36.379	25.679	36.708	33.992	221.3	1:01:16.499								

98 Frederik PAULSEN													DNK	
Formula Racing													488 Challenge EVO	
1	2:10.677	46.462	44.298	39.917	216.9	2:10.677								
2	1:41.362	28.284	37.582	35.496	221.3	3:52.039								
3	1:37.606	26.491	36.849	34.266	221.8	5:29.645								
4	1:36.956	25.869	36.573	34.514	222.2	7:06.601								
5	1:54.592 B	27.578	37.938	49.076	222.2	9:01.193								
6	4:30.717	3:09.154	41.673	39.890	219.1	13:31.910								
7	1:41.722	28.892	38.283	34.547	221.3	15:13.632								
8	1:35.837	25.752	36.330	33.755	223.1	16:49.469								
9	<u>1:39.822</u>	25.759	36.433	37.630	224.1	18:29.291								
10	2:15.264 B	30.896	48.610	55.758	99.2	20:44.555								
11	6:47.188 B	4:46.185	43.413	1:17.590	219.1	27:31.743								
12	7:10.406	5:45.318	45.356	39.732	219.1	34:42.149								
13	1:36.716	25.953	36.666	34.097	222.2	36:18.865								
14	1:36.560	25.817	36.668	34.075	222.2	37:55.425								
15	1:36.197	25.739	36.511	33.947	222.7	39:31.622								
16	1:57.092 B	27.545	38.843	50.704	220.0	41:28.714								
17	4:00.197	2:38.496	42.505	39.196	218.6	45:28.911								
18	1:44.962	29.851	39.871	35.240	222.7	47:13.873								
19	<u>1:35.693</u>	25.721	36.208	33.764	223.1	48:49.566								
20	<u>1:36.228</u>	25.517	36.481	34.230	222.7	50:25.794								
21	1:36.523	25.716	36.639	34.168	222.2	52:02.317								
22	1:36.699	25.763	36.757	34.179	222.7	53:39.016								
23	1:36.832	25.882	36.796	34.154	222.2	55:15.848								
24	1:36.967	26.023	36.631	34.313	222.7	56:52.815								