

TROFEO PIRELLI MISANO


Test 1

Sector Analysis

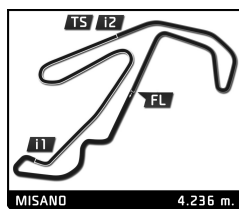
_ Invalidated Lap

 Personal Best

 Session Best

 Crossing the pit lane

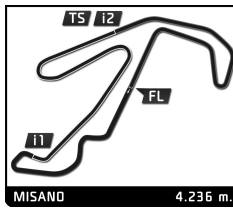
Lap	Time	Sector 1	Sector 2	Sector 3	T.Sp	Elapsed	Lap	Time	Sector 1	Sector 2	Sector 3	T.Sp	Elapsed	
8	Nicolò ROSI CHE							23	1:46.641	29.840	39.554	37.247	219.5	1:29:53.956
	Kessel Racing							24	1:39.693	26.459	37.848	35.386	219.5	1:31:33.649
	1	3:18.542	1:28.971	56.133	53.438	167.7	25	1:39.207	26.216	37.541	35.450	219.1	1:33:12.856	
	2	2:16.491	36.623	50.342	49.526	85.3	26	1:40.048	26.641	37.858	35.549	219.1	1:34:52.904	
	3	2:12.857	34.127	51.593	47.137	119.9	27	1:40.261	26.685	37.886	35.690	218.2	1:36:33.165	
	4	2:08.112	31.811	50.146	46.155	93.7	28	2:13.738 B	31.382	43.101	59.255	170.9	1:38:46.903	
	5	2:32.609 B	31.882	54.589	1:06.138	99.4								
	6	24:20.339	...	57.961	52.752	167.4								
	7	2:24.900 B	32.916	43.245	1:08.739	206.5								
	8	19:44.116	...	42.529	45.327	216.4								
	9	2:20.058 B	31.663	42.753	1:05.642	163.1								
	10	13:35.411	...	43.091	40.615	216.4								
	11	1:47.048	28.892	38.840	39.316	217.7								
	12	1:44.766	27.722	38.951	38.093	218.6								
	13	1:42.573	27.643	38.531	36.399	218.6								
	14	2:24.636 B	27.255	42.404	1:14.977	172.2								
	15	7:17.834	5:56.498	41.141	40.195	216.9								
	16	1:42.488	27.302	38.347	36.839	218.6								
	17	1:40.946	26.507	38.580	35.859	220.4								
	18	2:08.472 B	26.813	38.662	1:02.997	184.9								
	19	6:53.188	5:37.213	38.831	37.144	220.0								
	20	1:40.892	26.426	38.205	36.261	220.9								
	21	1:40.693	26.491	37.808	36.394	220.4								
	22	1:40.695	26.528	37.846	36.321	220.4								
	23	1:40.030	26.619	37.822	35.589	220.4								
	24	1:40.401	26.578	37.825	35.998	220.0								
	25	2:00.562	30.524	48.545	41.493	154.7								
	26	1:40.023	26.236	38.149	35.638	221.3								
	27	1:39.776	26.417	37.641	35.718	221.8								
	28	1:41.954	26.612	37.899	37.443	220.9								
	29	2:27.290 B	33.507	47.070	1:06.713	165.6								
9	Alessandro CUTRERA ITA							10	20:32.115 B	...	48.570	1:05.882	198.2	20:32.115
	Kessel Racing							2	5:26.793	3:53.669	45.079	48.045	214.3	25:58.908
	1	3:42.548	2:04.308	49.268	48.972	183.1	3	2:01.918	32.445	43.387	46.086	216.4	28:00.826	
	2	1:56.754	31.609	42.584	42.561	213.9	4	1:59.404	31.972	43.361	44.071	217.3	30:00.230	
	3	2:15.287 B	31.885	44.862	58.540	210.5	5	1:54.893	30.022	41.897	42.974	218.2	31:55.123	
	4	12:53.931 B	...	46.753	1:05.306	185.9	6	1:54.498	29.788	41.394	43.316	218.6	33:49.621	
	5	5:43.724	4:14.989	44.917	43.818	212.6	7	1:48.837	28.580	40.217	40.040	219.1	35:38.458	
	6	1:53.849	30.971	41.241	41.637	214.7	8	1:54.652	31.231	39.617	43.804	191.2	37:33.110	
	7	1:49.213	28.868	39.952	40.393	215.6	9	2:08.518 B	28.671	39.011	1:00.836	220.4	39:41.628	
	8	1:47.315	28.131	39.484	39.700	217.3	10	18:40.724	...	40.381	38.559	220.0	58:22.352	
	9	1:45.601	27.893	39.547	38.161	216.0	11	1:44.382	27.701	38.745	37.936	218.6	1:00:06.734	
	10	1:44.560	27.991	39.033	37.536	216.9	12	1:42.167	27.497	38.178	36.492	220.9	1:01:48.901	
	11	1:44.019	27.643	38.575	37.801	217.7	13	1:42.591	27.462	38.457	36.672	220.4	1:03:31.492	
	12	2:03.696 B	26.988	38.749	57.959	217.3	14	2:18.978 B	27.289	53.197	58.492	220.4	1:05:50.470	
	13	20:03.696	...	42.228	40.888	214.3	15	17:22.724	...	44.514	42.113	193.9	1:23:13.194	
	14	1:45.317	27.836	39.356	38.125	214.7	16	1:42.520	27.243	38.366	36.901	219.5	1:24:55.704	
	15	1:42.961	27.540	38.872	36.549	214.3	17	1:42.619	27.679	38.476	36.464	221.8	1:26:38.323	
	16	1:42.307	26.958	38.638	36.711	214.7	18	2:20.755 B	26.481	1:00.187	54.087	219.1	1:28:59.078	
	17	1:42.069	26.750	39.046	36.273	214.7	19	2:49.576	1:34.488	38.205	36.883	220.9	1:31:48.654	
	18	1:43.206	27.765	39.217	36.224	212.6	20	1:42.122	26.617	39.116	36.389	219.5	1:33:30.776	
	19	1:42.231	27.454	38.609	36.168	215.6	21	1:42.021	27.615	38.276	36.130	219.5	1:35:12.797	
	20	1:40.920	27.142	37.946	35.832	216.4	22	1:40.399	26.371	37.779	36.249	221.3	1:36:53.196	
	21	2:20.567 B	32.884	47.559	1:00.124	165.6	23	1:43.344	27.421	38.000	37.923	219.5	1:38:36.540	
	22	14:23.544	...	43.402	41.662	216.9	24	1:43.096	27.017	39.607	36.472	219.5	1:40:19.636	
11	Marco TALARICO ITA							25	1:41.989	26.999	38.548	36.442	219.5	1:42:01.625
	Kessel Racing							26	1:42.049	27.293	38.336	36.420	220.0	1:43:43.674
	1	21:02.295 B	...	47.301	1:08.257	167.4	27	1:42.120	26.942	38.333	36.845	220.0	1:45:25.794	
	2	4:33.862	3:06.141	43.787	43.934	212.6	28	1:42.286	27.294	38.804	36.188	219.5	1:47:08.080	
	3	1:52.889	29.999	41.424	41.466	214.3	29	1:42.088	26.929	38.940	36.219	220.0	1:48:50.168	
	4	1:48.326	28.620	39.943	39.763	216.4	30	1:43.195	27.434	38.588	37.173	214.7	1:50:33.363	
	5	1:47.515	28.155	39.636	39.724	217.7	31	1:40.620	26.869	37.900	35.851	220.4	1:52:13.983	
	6	1:46.143	27.818	39.487	38.838	217.7	32	1:42.153	26.735	38.957	36.461	220.0	1:53:56.136	
	7	1:43.253	27.181	38.762	37.310	218.2	33	2:04.633 B	27.718	45.604	51.311	177.3	1:56:00.769	
	8	2:13.365 B	27.211	41.402	1:04.752	198.9								
	9	21:35.365	...	40.256	38.576	219.1								
	10	1:45.109	28.111	39.101	37.897	218.2								
	11	1:41.977	26.993	38.057	36.927	220.0								
	12	1:42.560	26.912	38.606	37.042	220.4								



TROFEO PIRELLI MISANO Test 1

Sector Analysis

_ Invalidated Lap							■ Personal Best							■ Session Best							B Crossing the pit lane						
Lap	Time	Sector 1	Sector 2	Sector 3	T.Spd	Elapsed	Lap	Time	Sector 1	Sector 2	Sector 3	T.Spd	Elapsed	Lap	Time	Sector 1	Sector 2	Sector 3	T.Spd	Elapsed	Lap	Time	Sector 1	Sector 2	Sector 3	T.Spd	Elapsed
13	2:05.925	B	27.278	43.443	55.204	210.5	1:05:38.584	34	2:12.317	55.588	41.625	35.104	222.2	1:48:00.204													
14	6:11.393	4:53.846	39.784	37.763	219.5	1:11:49.977	35	1:37.394	25.989	36.832	34.573	221.8	1:49:37.598														
15	1:42.715	26.830	38.955	36.930	219.1	1:13:32.692	36	1:37.232	26.020	36.844	34.368	222.2	1:51:14.830														
16	1:42.710	26.538	39.089	37.083	220.0	1:15:15.402	37	1:37.141	26.009	36.852	34.280	220.4	1:52:51.971														
17	1:41.420	26.800	38.593	36.027	221.8	1:16:56.822	38	1:37.295	25.893	36.871	34.531	221.3	1:54:29.266														
18	1:41.222	26.720	38.464	36.038	220.9	1:18:38.044	39	1:37.238	25.981	36.650	34.607	221.8	1:56:06.504														
19	2:17.975	B	30.948	47.173	59.854	181.2	1:20:56.019	40	1:45.675	26.065	40.168	39.442	163.4	1:57:52.179													
20	13:12.308	...	43.862	41.254	206.9	1:34:08.327	41	1:37.671	25.882	37.039	34.750	223.1	1:59:29.850														
21	1:44.827	27.792	39.431	37.604	218.6	1:35:53.154	42	1:37.608	26.074	36.678	34.856	221.8	2:01:07.458														
22	1:51.621	30.217	44.170	37.234	218.2	1:37:44.775	23 Tim KOHMANN DEU																				
23	1:41.144	26.929	38.028	36.187	219.1	1:39:25.919	Kessel Racing																				
24	1:41.985	26.289	39.253	36.443	219.5	1:41:07.904	1	15:58.111	B	...	58.033	1:13.174	120.3	15:58.111													
25	1:40.701	26.312	38.515	35.874	220.0	1:42:48.605	2	9:33.409	7:54.413	51.912	47.084	147.7	25:31.520														
26	1:41.156	26.327	38.474	36.355	219.1	1:44:29.761	3	1:58.795	31.841	44.670	42.284	145.9	27:30.315														
27	1:42.570	27.174	39.441	35.955	220.4	1:46:12.331	4	1:54.134	30.573	43.091	40.470	210.1	29:24.449														
28	1:40.076	26.384	38.232	35.460	220.0	1:47:52.407	5	1:50.447	30.065	40.686	39.696	212.6	31:14.896														
29	1:39.906	26.743	37.853	35.310	221.3	1:49:32.313	6	2:17.829	B	30.623	46.032	1:01.174	172.2	33:32.725													
30	1:40.904	26.185	38.811	35.908	221.8	1:51:13.217	7	4:58.725	3:43.372	39.006	36.347	214.3	38:31.450														
31	1:40.545	26.270	39.005	35.270	220.0	1:52:53.762	8	2:40.004	B	28.882	50.164	1:20.958	166.2	41:11.454													
32	1:39.571	26.417	37.842	35.312	219.5	1:54:33.333	9	17:05.891	...	38.522	36.435	218.6	58:17.345														
33	1:39.818	26.296	38.010	35.512	220.0	1:56:13.151	10	1:47.617	26.123	37.231	44.263	220.0	1:00:04.962														
34	2:09.218	B	28.491	43.809	56.918	147.3	1:58:22.369	11	1:37.601	25.722	37.080	34.799	219.5	1:01:42.563													
22 Vicente POTOLICCHIO VEN							Rossocorsa						12						2:04.724	B	26.739	42.244	55.741	208.5	1:03:47.287		
1	6:51.981	5:03.559	56.687	51.735	143.8	6:51.981	13	9:16.396	7:54.794	42.200	39.402	195.3	1:13:03.683														
2	6:43.570	B	31.584	43.018	5:28.968	210.5	13:35.551	14	2:05.532	B	27.842	38.346	59.344	219.1	1:15:09.215												
3	2:23.572	1:00.659	40.921	41.992	218.2	15:59.123	15	2:28.957	1:07.938	42.509	38.510	174.5	1:17:38.172														
4	1:51.213	29.441	40.085	41.687	212.6	17:50.336	16	1:44.423	27.326	40.034	37.063	219.5	1:19:22.595														
5	1:49.956	28.419	39.520	42.017	220.0	19:40.292	17	1:45.526	31.829	37.971	35.726	218.6	1:21:08.121														
6	1:46.840	28.209	38.804	39.827	218.6	21:27.132	18	1:40.425	26.882	38.439	35.104	218.6	1:22:48.546														
7	1:45.833	27.533	38.478	39.822	220.4	23:12.965	19	1:39.344	26.664	37.931	34.749	218.2	1:24:27.890														
8	1:43.345	27.149	37.577	38.619	220.4	24:56.310	20	1:38.534	26.241	37.666	34.627	218.2	1:26:06.424														
9	1:41.273	26.857	37.331	37.085	220.9	26:37.583	21	1:38.233	26.149	37.636	34.448	218.6	1:27:44.657														
10	1:40.559	26.654	37.669	36.236	220.4	28:18.142	22	2:02.242	B	26.367	42.106	53.769	193.9	1:29:46.899													
11	1:40.810	26.834	37.121	36.855	221.8	29:58.952	23	9:09.007	7:35.737	50.834	42.436	167.7	1:38:55.906														
12	1:39.392	26.579	36.995	35.818	221.3	31:38.344	24	1:51.660	27.780	40.331	43.549	132.8	1:40:47.566														
13	1:39.142	26.528	36.919	35.695	222.2	33:17.486	25	1:38.790	25.957	37.247	35.586	218.6	1:42:26.356														
14	1:38.778	26.156	36.959	35.663	221.8	34:56.264	26	1:37.254	25.700	37.406	34.148	217.7	1:44:03.610														
15	25:42.638	B	26.177	37.781	...	221.8	1:00:38.902	27	1:37.253	25.882	37.161	34.210	218.2	1:45:40.863													
16	2:20.519	1:04.544	40.527	35.448	221.8	1:02:59.421	28	1:55.813	B	25.936	39.381	50.496	207.7	1:47:36.676													
17	1:39.195	26.524	36.944	35.727	221.3	1:04:38.616	29	5:53.237	4:32.750	42.250	38.237	103.4	1:53:29.913														
18	1:38.176	26.067	36.779	35.330	222.7	1:06:16.792	30	1:38.950	26.636	37.468	34.846	218.6	1:55:08.863														
19	1:38.525	26.665	36.867	34.993	221.8	1:07:55.317	31	1:37.002	25.855	36.857	34.290	219.5	1:56:45.865														
20	1:38.187	26.024	37.199	34.964	220.9	1:09:33.504	32	1:37.541	25.946	37.242	34.353	218.6	1:58:23.406														
21	1:38.189	26.033	36.997	35.159	219.5	1:11:11.693	33	1:37.500	25.692	37.164	34.644	218.6	2:00:00.906														
22	1:37.792	25.962	37.164	34.666	220.9	1:12:49.485	25 Alessandro COZZI ITA																				
23	1:38.213	25.918	37.130	35.165	220.4	1:14:27.698	Rossocorsa						1						34:13.170	...	45.780	46.217	145.2	34:13.170			
24	11:05.728	B	26.174	37.347	...	221.8	1:25:33.426	2	1:50.999	29.668	40.554	40.777	216.4	36:04.169													
25	2:57.319	B	59.037	45.354	1:12.928	219.5	1:28:30.745	3	1:45.632	28.129	39.224	38.279	218.6	37:49.801													
26	2:08.375	50.932	40.280	37.163	221.8	1:30:39.120	4	13:32.243	B	27.438	52.785	...	95.8	51:22.044													
27	1:54.963	30.334	48.608	36.021	175.6	1:32:34.083	5	6:51.238	5:32.555	39.870	38.813	219.1	58:13.282														
28	1:37.848	25.877	36.467	35.504	222.7	1:34:11.931	6	1:44.061	28.038	38.882	37.141	220.0	59:57.343														
29	1:37.388	25.605	36.867	34.916	223.1	1:35:49.319	7	1:42.118	26.991	38.354	36.773	221.3	1:01:39.461														
30	1:37.096	25.823	36.587	34.686	223.6	1:37:26.415	8	1:41.988	27.231	38.117	36.640	219.5	1:03:21.449														
31	1:37.441	26.016	36.658	34.767	220.9	1:39:03.856	9	1:42.072	26.905	38.486	36.681	220.4	1:05:03.521														
32	1:37.524	26.085	36.966	34.473	222.2	1:40:41.380																					
33	5:06.507	B	26.356	40.721	3:59.430	157.4	1:45:47.887																				



TROFEO PIRELLI MISANO Test 1

Sector Analysis

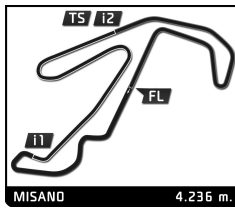
_ Invalidated Lap
 ■ Personal Best
 ■ Session Best
 B Crossing the pit lane

Lap	Time	Sector 1	Sector 2	Sector 3	T.Spd	Elapsed	Lap	Time	Sector 1	Sector 2	Sector 3	T.Spd	Elapsed
3	1:47.284	28.868	39.564	38.852	216.9	23:21.732	14	1:58.447	33.535	42.817	42.095	211.4	36:11.967
4	1:45.179	28.563	38.924	37.692	218.6	25:06.911	15	1:51.768	30.602	40.394	40.772	214.3	38:03.735
5	1:45.802	27.729	39.615	38.458	216.4	26:52.713	16	16:22.490B	29.141	41.735	...	163.9	54:26.225
6	1:45.714	31.191	38.312	36.211	218.6	28:38.427	17	3:54.628	2:33.606	41.391	39.631	211.8	58:20.853
7	1:40.068	26.874	37.576	35.618	220.0	30:18.495	18	1:44.983	28.182	38.668	38.133	217.3	1:00:05.836
8	1:44.453	26.407	38.414	39.632	216.4	32:02.948	19	1:42.187	27.441	38.123	36.623	219.5	1:01:48.023
9	1:43.827	28.096	38.159	37.572	220.4	33:46.775	20	1:42.839	27.476	38.219	37.144	219.5	1:03:30.862
10	1:40.858	26.326	37.300	37.232	220.9	35:27.633	21	1:42.208	27.403	38.562	36.243	218.2	1:05:13.070
11	1:39.006	26.856	37.094	35.056	220.0	37:06.639	22	1:41.988	27.710	38.000	36.278	220.0	1:06:55.058

65 Frederik ESPERSEN		DNK					
Baron Motorsport							
1	12:09.196	...	45.980	49.418	196.4	12:09.196	
2	1:59.232	33.085	42.578	43.569	214.7	14:08.428	
3	1:53.410	30.805	41.656	40.949	216.0	16:01.838	
4	1:52.264	28.969	40.924	42.371	217.3	17:54.102	
5	2:03.669B	29.421	40.522	53.726	216.9	19:57.771	
6	18:39.564	...	44.021	41.840	195.3	38:37.335	
7	2:38.108B	35.634	46.687	1:15.787	199.3	41:15.443	
8	17:34.642	...	41.263	40.235	215.6	58:50.085	
9	1:50.504	30.753	40.033	39.718	214.7	1:00:40.589	
10	1:48.070	30.236	39.417	38.417	215.6	1:02:28.659	
11	2:19.718B	32.931	47.404	59.383	173.6	1:04:48.377	
12	16:59.235	...	40.339	38.992	217.3	1:21:47.612	
13	1:43.412	27.620	38.782	37.010	216.9	1:23:31.024	
14	2:11.272B	26.808	38.347	1:06.117	216.9	1:25:42.296	
15	6:10.267	4:55.166	38.653	36.448	219.1	1:31:52.563	
16	1:42.298	27.935	37.989	36.374	218.6	1:33:34.861	
17	1:41.625	27.365	38.360	35.900	220.0	1:35:16.486	
18	1:41.315	26.915	38.410	35.990	217.3	1:36:57.801	
19	1:39.711	26.603	37.700	35.408	216.4	1:38:37.512	
20	1:39.563	26.769	37.415	35.379	218.6	1:40:17.075	
21	1:39.297	26.362	37.384	35.551	218.2	1:41:56.372	
22	2:01.544B	26.932	38.124	56.488	220.4	1:43:57.916	
23	5:55.727	4:29.883	42.876	42.968	215.6	1:49:53.643	
24	1:54.452	32.380	43.469	38.603	195.3	1:51:48.095	
25	1:37.986	26.029	36.976	34.981	218.6	1:53:26.081	
26	1:46.211	28.227	41.436	36.548	218.6	1:55:12.292	
27	1:41.588	26.090	38.848	36.650	210.5	1:56:53.880	
28	1:41.691	26.090	39.593	36.008	219.1	1:58:35.571	
29	1:38.220	26.051	37.159	35.010	218.6	2:00:13.791	

73 Roman ZIEMIAN		POL					
Octane 126							
1	3:45.190	1:58.981	53.726	52.483	154.1	3:45.190	
2	2:15.460	37.165	48.122	50.173	174.2	6:00.650	
3	2:16.788	36.044	50.391	50.353	143.2	8:17.438	
4	2:12.226	34.485	49.083	48.658	170.6	10:29.664	
5	2:08.730	34.085	46.920	47.725	176.2	12:38.394	
6	2:06.165	33.015	46.946	46.204	174.2	14:44.559	
7	2:02.286	31.829	45.315	45.142	182.7	16:46.845	
8	1:58.312	31.904	43.109	43.299	200.7	18:45.157	
9	1:58.016	31.363	43.247	43.406	200.4	20:43.173	
10	1:57.888	31.564	42.536	43.788	189.5	22:41.061	
11	1:54.054	30.770	41.477	41.807	208.1	24:35.115	
12	2:16.705B	30.349	41.441	1:04.915	213.9	26:51.820	
13	7:21.700	5:44.543	50.067	47.090	148.4	34:13.520	

83 Michelle GATTING		DNK					
Scuderia Niki - Iron Lynx							
1	13:10.526	...	1:03.212	55.178	97.6	13:10.526	
2	2:28.422	39.740	57.249	51.433	165.1	15:38.948	
3	2:19.972	36.094	51.822	52.056	111.1	17:58.920	
4	2:10.748	35.615	46.732	48.401	196.7	20:09.668	
5	2:26.642B	36.309	48.900	1:01.433	177.9	22:36.310	
6	12:37.493	...	1:02.754	53.096	95.4	35:13.803	
7	2:22.906	37.170	53.146	52.590	105.6	37:36.709	
8	3:17.682B	39.153	55.785	1:42.744	100.8	40:54.391	
9	17:53.494	...	51.536	50.338	138.8	58:47.885	
10	2:04.766	35.384	43.778	45.604	202.2	1:00:52.651	
11	1:55.212	32.591	42.233	40.388	220.9	1:02:47.863	
12	1:45.046	28.366	38.804	37.876	223.1	1:04:32.909	
13	1:42.207	27.267	38.416	36.524	222.2	1:06:15.116	
14	2:06.083B	31.747	42.110	52.226	220.9	1:08:21.199	
15	12:19.717	...	53.845	42.538	214.3	1:20:40.916	
16	1:41.123	27.385	37.915	35.823	225.0	1:22:22.039	
17	1:38.985	26.230	37.316	35.439	224.1	1:24:01.024	
18	1:38.848	26.349	37.124	35.375	224.1	1:25:39.872	
19	1:44.679	26.265	37.563	40.851	201.5	1:27:24.551	
20	1:51.744B	26.275	37.606	47.863	222.7	1:29:16.295	
21	4:24.285	3:02.532	44.062	37.691	184.6	1:33:40.580	
22	1:38.776	26.479	37.206	35.091	224.1	1:35:19.356	
23	1:39.025	26.815	37.175	35.035	224.5	1:36:58.381	



TROFEO PIRELLI

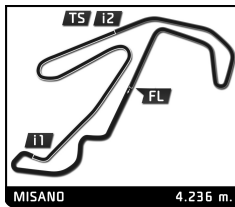
MISANO

Test 1

Sector Analysis

_ Invalidated Lap
 ■ Personal Best
 ■ Session Best
 ■ Crossing the pit lane

Lap	Time	Sector 1	Sector 2	Sector 3	T.Spd	Elapsed	Lap	Time	Sector 1	Sector 2	Sector 3	T.Spd	Elapsed
85 Hanno LASKOWSKI DEU							87 Olivier GROTZ LUX						
Riller & Schnauck							Formula Racing						
1	5:51.067	4:09.071	51.799	50.197	163.9	5:51.067	1	12:09.935	...	53.433	51.493	174.8	12:09.935
2	2:10.450	36.404	45.834	48.212	201.5	8:01.517	2	2:19.010B	35.520	43.740	59.750	195.7	14:28.945
3	2:02.801	34.111	43.255	45.435	206.5	10:04.318	3	3:15.891	1:50.190	43.292	42.409	210.1	17:44.836
4	2:04.335	32.338	43.866	48.131	198.9	12:08.653	4	1:55.169	31.850	41.188	42.131	211.4	19:40.005
5	1:55.166	31.045	41.382	42.739	217.3	14:03.819	5	2:07.466B	30.625	41.288	55.553	214.7	21:47.471
6	1:54.099	31.151	40.741	42.207	219.5	15:57.918	6	7:25.279	5:58.314	43.631	43.334	213.0	29:12.750
7	2:07.478B	29.963	42.302	55.213	199.6	18:05.396	7	1:53.461	30.693	40.547	42.221	213.0	31:06.211
8	3:23.463	2:00.800	41.569	41.094	192.9	21:28.859	8	1:47.683	29.205	39.411	39.067	219.1	32:53.894
9	1:49.069	29.167	40.114	39.788	218.6	23:17.928	9	1:46.008	28.448	39.310	38.250	220.0	34:39.902
10	1:47.538	28.702	39.419	39.417	217.7	25:05.466	10	1:46.066	28.362	38.457	39.247	219.5	36:25.968
11	1:47.063	28.728	39.208	39.127	219.1	26:52.529	11	1:43.929	27.918	38.494	37.517	220.0	38:09.897
12	1:49.734	32.376	39.136	38.222	220.0	28:42.263	12	2:54.153B	28.438	47.284	1:38.431	170.1	41:04.050
13	1:44.046	28.173	38.290	37.583	220.0	30:26.309	13	17:34.385	...	41.081	39.876	184.0	58:38.435
14	1:43.552	27.972	38.368	37.212	220.4	32:09.861	14	1:45.377	28.293	38.875	38.209	219.1	1:00:23.812
15	1:43.018	27.353	38.853	36.812	221.3	33:52.879	15	1:42.195	27.599	38.355	36.241	220.4	1:02:06.007
16	1:45.358	27.113	38.913	39.332	220.9	35:38.237	16	1:42.704	27.016	39.700	35.988	221.3	1:03:48.711
17	2:04.633B	32.376	38.936	53.321	199.3	37:42.870	17	1:50.771	27.276	45.518	37.977	144.8	1:05:39.482
18	21:47.093	...	40.208	38.529	216.0	59:29.963	18	1:41.508	27.385	37.999	36.124	221.8	1:07:20.990
19	1:42.500	27.332	38.262	36.906	219.1	1:01:12.463	19	1:40.538	27.049	37.905	35.584	220.9	1:09:01.528
20	1:43.712	28.393	38.435	36.884	219.5	1:02:56.175	20	1:39.652	27.037	37.623	34.992	221.8	1:10:41.180
21	1:42.303	27.346	38.375	36.582	220.4	1:04:38.478	21	2:20.482B	29.036	41.335	1:10.111	200.4	1:13:01.662
22	1:41.871	27.806	38.251	35.814	219.1	1:06:20.349	22	15:44.037	...	38.712	36.329	222.7	1:28:45.699
23	1:42.173	27.175	38.540	36.458	220.4	1:08:02.522	23	1:39.286	26.773	37.605	34.908	223.1	1:30:24.985
24	1:41.434	26.887	38.370	36.177	220.0	1:09:43.956	24	1:38.951	26.450	37.349	35.152	224.1	1:32:03.936
25	1:41.237	26.916	38.143	36.178	219.5	1:11:25.193	25	1:58.702B	26.138	40.659	51.905	221.8	1:34:02.638
26	1:41.256	27.159	38.374	35.723	220.0	1:13:06.449	26	6:05.137	4:45.295	41.566	38.276	220.9	1:40:07.775
27	1:56.795B	26.761	38.123	51.911	220.4	1:15:03.244	27	1:38.076	26.353	37.152	34.571	223.1	1:41:45.851
28	8:46.408	7:29.203	38.937	38.268	216.4	1:23:49.652	28	1:37.380	25.976	36.835	34.569	223.6	1:43:23.231
29	1:41.307	26.917	38.375	36.015	220.9	1:25:30.959	29	1:37.501	25.902	37.080	34.519	223.1	1:45:00.732
30	1:41.387	26.748	38.519	36.120	220.4	1:27:12.346	30	1:37.813	25.868	36.982	34.963	223.1	1:46:38.545
31	1:40.369	26.563	38.071	35.735	220.0	1:28:52.715	31	1:38.280	26.211	37.102	34.967	223.1	1:48:16.825
32	1:40.903	26.833	38.178	35.892	220.0	1:30:33.618	32	1:37.840	26.059	36.923	34.858	222.7	1:49:54.665
33	1:40.742	26.930	37.978	35.834	220.0	1:32:14.360	33	1:50.199	28.702	44.441	37.056	219.5	1:51:44.864
34	1:40.632	27.106	37.862	35.664	219.1	1:33:54.992	34	1:38.010	26.240	36.876	34.894	223.1	1:53:22.874
35	1:40.056	26.745	37.896	35.415	219.1	1:35:35.048	35	1:56.034B	26.097	37.300	52.637	223.1	1:55:18.908
36	1:39.725	26.476	37.685	35.564	220.0	1:37:14.773	88 Florian MERCKX BEL						
37	2:08.045B	30.652	44.510	52.883	174.8	1:39:22.818	Baron Motorsport						
38	8:43.000	7:30.363	37.894	34.743	220.9	1:48:05.818	1	8:58.743	7:08.084	54.163	56.496	190.8	8:58.743
39	1:38.396	26.135	37.559	34.702	222.2	1:49:44.214	2	2:16.073	36.663	48.049	51.361	193.9	11:14.816
40	1:37.715	25.885	37.261	34.569	221.8	1:51:21.929	3	2:08.463	34.548	46.224	47.691	210.9	13:23.279
41	1:53.682B	25.795	38.246	49.641	218.6	1:53:15.611	4	2:25.480B	32.443	46.229	1:06.808	183.7	15:48.759
							5	10:08.290	8:32.868	46.631	48.791	198.9	25:57.049
							6	2:03.097	32.716	43.027	47.354	213.9	28:00.146
							7	2:20.754B	31.731	44.711	1:04.312	166.9	30:20.900
							8	32:04.431	...	41.178	39.646	217.3	1:02:25.331
							9	1:43.771	28.180	38.396	37.195	218.6	1:04:09.102
							10	1:42.191	27.164	38.185	36.842	218.6	1:05:51.293
							11	1:40.401	26.717	37.533	36.151	219.5	1:07:31.694
							12	1:39.798	26.651	37.426	35.721	219.1	1:09:11.492
							13	1:40.339	26.508	38.180	35.651	220.0	1:10:51.831
							14	1:39.522	26.108	37.393	36.021	219.1	1:12:31.353
							15	1:38.754	26.275	37.335	35.144	219.5	1:14:10.107
							16	1:38.773	26.303	37.486	34.984	219.5	1:15:48.880



TROFEO PIRELLI MISANO Test 1

Sector Analysis

_ Invalidated Lap
 ■ Personal Best
 ■ Session Best
 B Crossing the pit lane

Lap	Time	Sector 1	Sector 2	Sector 3	T.Spd	Elapsed	Lap	Time	Sector 1	Sector 2	Sector 3	T.Spd	Elapsed	
17	1:50.135	26.541	44.882	38.712	174.8	1:17:39.015	<div style="border: 1px solid black; padding: 5px;"> 280 Josef KRAL CZE Scuderia Praha </div>	1	23:25.466	...	53.371	56.285	177.3	23:25.466
18	1:44.103	27.268	39.849	36.986	219.5	1:19:23.118		2	2:08.439	34.909	47.560	45.970	142.7	25:33.905
19	2:05.451 B	32.337	37.558	55.556	220.9	1:21:28.569		3	2:01.718	31.553	45.670	44.495	184.0	27:35.623
20	11:56.278	...	49.099	42.853	213.4	1:33:24.847		4	9:51.263 B	30.433	43.647	8:37.183	184.0	37:26.886
21	1:46.808	30.816	39.411	36.581	219.5	1:35:11.655		5	22:40.499 B	48.202	55.251	...	96.9	1:00:07.385
22	1:37.052	25.590	37.062	34.400	221.3	1:36:48.707		6	15:34.972 B	49.373	45.116	...	184.9	1:15:42.357
23	1:41.999	25.583	36.869	39.547	219.5	1:38:30.706		7	2:07.129	46.832	39.414	40.883	216.4	1:17:49.486
24	1:41.676	29.933	37.367	34.376	220.0	1:40:12.382		8	1:39.764	26.532	37.937	35.295	216.4	1:19:29.250
25	1:37.195	25.613	37.258	34.324	221.8	1:41:49.577		9	1:47.453	27.794	38.064	41.595	216.4	1:21:16.703
26	2:24.086 B	32.096	46.465	1:05.525	173.9	1:44:13.663		10	1:38.680	26.276	37.666	34.738	217.3	1:22:55.383
27	6:47.146	5:31.767	39.875	35.504	220.0	1:51:00.809		11	11:58.934 B	28.153	38.644	...	216.4	1:34:54.317
28	1:43.175	25.608	37.482	40.085	220.0	1:52:43.984		12	2:22.905	54.020	46.656	42.229	196.7	1:37:17.222
29	2:01.548	31.949	48.493	41.106	215.1	1:54:45.532		13	1:46.405	30.240	39.410	36.755	213.9	1:39:03.627
30	1:36.856	25.854	36.954	34.048	220.9	1:56:22.388	14	1:40.224	27.022	37.816	35.386	216.4	1:40:43.851	
31	1:36.602	25.702	36.910	33.990	220.4	1:57:58.990	15	1:38.816	25.947	37.753	35.116	215.6	1:42:22.667	
32	1:51.172	32.401	41.397	37.374	220.0	1:59:50.162	16	1:43.671	27.430	40.847	35.394	215.6	1:44:06.338	
33	1:37.620	26.143	36.963	34.514	220.4	2:01:27.782	17	1:39.478	26.058	38.113	35.307	215.6	1:45:45.816	
98 Frederik PAULSEN DNK Formula Racing	1	12:55.733	...	50.497	51.534	156.5	12:55.733	18	1:39.698	26.203	38.167	35.328	215.6	1:47:25.514
	2	2:08.663	35.323	45.157	48.183	183.1	15:04.396	19	1:39.099	26.131	37.779	35.189	215.1	1:49:04.613
	3	2:04.391	32.309	45.135	46.947	115.6	17:08.787	20	1:39.099	26.317	37.809	34.973	215.6	1:50:43.712
	4	2:11.304 B	30.940	43.397	56.967	182.4	19:20.091	21	1:38.931	26.224	37.736	34.971	214.7	1:52:22.643
	5	10:23.199	8:53.625	44.393	45.181	193.2	29:43.290	22	1:42.084	26.333	38.377	37.374	213.4	1:54:04.727
	6	1:58.224	32.437	41.795	43.992	207.7	31:41.514	23	1:39.165	26.114	38.007	35.044	215.1	1:55:43.892
	7	1:55.415	31.044	41.340	43.031	207.3	33:36.929	24	1:38.697	26.085	37.855	34.757	215.6	1:57:22.589
	8	1:49.313	29.172	39.934	40.207	216.4	35:26.242	25	1:38.870	26.432	37.424	35.014	214.7	1:59:01.459
	9	2:04.441 B	29.431	40.561	54.449	149.0	37:30.683	26	1:38.897	25.950	37.977	34.970	214.3	2:00:40.356
	10	21:36.498	...	51.941	47.334	168.7	59:07.181							
	11	2:02.919	32.949	46.089	43.881	188.5	1:01:10.100							
	12	1:56.612	31.958	43.910	40.744	216.4	1:03:06.712							
	13	1:48.539	29.331	41.544	37.664	217.3	1:04:55.251							
	14	1:42.152	27.295	38.379	36.478	218.6	1:06:37.403							
	15	1:40.783	26.849	37.982	35.952	217.7	1:08:18.186							
	16	1:40.617	26.550	38.002	36.065	216.9	1:09:58.803							
	17	1:40.881	26.931	38.013	35.937	216.9	1:11:39.684							
	18	1:40.490	26.496	37.840	36.154	217.3	1:13:20.174							
	19	1:57.156 B	28.754	38.021	50.381	217.3	1:15:17.330							
	20	6:01.138	4:42.800	39.689	38.649	220.4	1:21:18.468							
	21	1:44.858	26.914	37.524	40.420	222.7	1:23:03.326							
	22	1:36.967	25.675	36.947	34.345	223.1	1:24:40.293							
	23	1:37.059	25.694	36.922	34.443	223.1	1:26:17.352							
	24	1:57.984 B	27.269	37.988	52.727	221.3	1:28:15.336							
	25	7:16.192	5:56.334	38.558	41.300	197.1	1:35:31.528							
	26	1:36.700	25.491	36.896	34.313	223.6	1:37:08.228							
	27	1:53.995 B	26.676	37.855	49.464	221.3	1:39:02.223							
	28	3:59.980	2:43.626	38.914	37.440	220.9	1:43:02.203							
	29	1:38.056	26.163	37.076	34.817	222.2	1:44:40.259							
	30	1:38.372	26.084	37.570	34.718	222.2	1:46:18.631							
	31	1:37.549	26.053	37.037	34.459	221.8	1:47:56.180							
	32	1:37.389	25.897	36.822	34.670	223.1	1:49:33.569							
	33	1:37.561	25.978	36.987	34.596	221.3	1:51:11.130							
	34	1:37.287	25.742	36.839	34.706	221.3	1:52:48.417							
	35	1:37.573	26.142	36.911	34.520	222.2	1:54:25.990							
	36	1:38.196	26.210	37.023	34.963	221.8	1:56:04.186							
	37	1:37.735	26.097	36.865	34.773	221.3	1:57:41.921							
	38	1:59.762 B	27.283	39.999	52.480	196.7	1:59:41.683							