

# FERRARI CHALLENGE ASIA PACIFIC

## MUGELLO

### Race 1

## Sector Analysis

\_ Invalidated Lap

Personal Best

Session Best

Crossing the finish line in the pit lane

Lap	Time	Sector 1	Sector 2	Sector 3	T.Sp	Elapsed
<b>401</b>	<b>Philippe PRETTE</b> ITA					
Blackbird Concessionaires HK		Ferrari 488 Challenge				
1	2:04.779	34.776	37.967	52.036		2:04.779
2	<b>1:54.978</b>	<b>27.476</b>	<b>36.032</b>	<b>51.470</b>	266.5	3:59.757
3	1:55.937	27.678	36.631	51.628	267.1	5:55.694
4	1:56.074	27.682	36.384	52.008	267.1	7:51.768
5	1:56.057	27.762	36.501	51.794	267.1	9:47.825
6	1:56.552	27.872	36.846	51.834	267.1	11:44.377
7	1:55.922	27.638	36.602	51.682	267.8	13:40.299
8	1:56.100	27.687	36.476	51.937	267.8	15:36.399
9	1:56.097	27.768	36.679	51.650	266.5	17:32.496
10	1:58.094	27.661	38.296	52.137	267.8	19:30.590
11	1:56.798	27.742	36.903	52.153	267.1	21:27.388
12	1:56.235	27.682	36.672	51.881	267.8	23:23.623
13	1:56.754	27.913	36.745	52.096	267.8	25:20.377
14	1:56.399	27.733	36.547	52.119	268.4	27:16.776
15	2:10.566	27.590	37.030	1:05.946	269.1	29:27.342
16	4:07.864	47.847	1:20.984	1:59.033	152.3	33:35.206

Lap	Time	Sector 1	Sector 2	Sector 3	T.Sp	Elapsed
<b>488</b>	<b>Liu JINXIAORUI</b> CHN					
Kessel Racing		Ferrari 488 Challenge				
1	2:20.241	40.556	41.299	58.386		2:20.241
2	2:04.562	29.749	39.874	54.939	268.4	4:24.803
3	2:02.766	29.658	38.971	54.137	267.8	6:27.569
4	2:01.395	29.051	38.504	53.840	268.4	8:28.964
5	2:04.749	28.707	39.951	56.091	271.1	10:33.713
6	2:05.195	29.143	40.032	56.020	270.4	12:38.908
7	2:03.168	29.419	39.554	54.195	269.1	14:42.076
8	2:01.642	29.498	38.894	<b>53.250</b>	265.8	16:43.718
9	2:00.538	<b>28.616</b>	38.173	53.749	267.8	18:44.256
10	1:59.867	28.867	<b>37.571</b>	53.429	265.8	20:44.123
11	2:00.054	28.829	37.706	53.519	265.8	22:44.177
12	<b>1:59.657</b>	28.660	37.677	53.320	265.8	24:43.834
13	2:01.663	28.796	37.931	54.936	266.5	26:45.497
14	2:05.097	28.963	38.178	57.956	267.8	28:50.594
15	2:18.391	34.387	42.367	1:01.637	187.8	31:08.985
16	2:39.800	32.920	44.052	1:22.828	217.0	33:48.785

Lap	Time	Sector 1	Sector 2	Sector 3	T.Sp	Elapsed
<b>424</b>	<b>Go MAX</b> JPN					
M Auto Hiroshima		Ferrari 488 Challenge				
1	2:02.350	33.595	36.364	52.391		2:02.350
2	1:55.983	27.493	36.566	51.924	266.5	3:58.333
3	1:55.802	<b>27.202</b>	36.882	51.718	267.1	5:54.135
4	<b>1:55.390</b>	27.617	<b>36.171</b>	51.602	267.1	7:49.525
5	1:55.967	27.521	36.346	52.100	268.4	9:45.492
6	1:57.019	27.771	36.686	52.562	268.4	11:42.511
7	1:55.505	27.650	36.442	<b>51.413</b>	268.4	13:38.016
8	1:55.816	27.383	36.471	51.962	267.8	15:33.832
9	1:56.121	27.485	36.565	52.071	267.1	17:29.953
10	1:57.820	27.859	37.702	52.259	268.4	19:27.773
11	1:56.546	27.678	36.947	51.921	266.5	21:24.319
12	1:56.445	27.603	36.708	52.134	267.8	23:20.764
13	1:57.067	27.538	36.794	52.735	268.4	25:17.831
14	1:55.675	27.514	36.361	51.800	268.4	27:13.506
15	2:11.778	27.622	37.086	1:07.070	269.8	29:25.284
16	4:09.391	48.958	1:20.705	1:59.728	176.2	33:34.675

Lap	Time	Sector 1	Sector 2	Sector 3	T.Sp	Elapsed
<b>489</b>	<b>Alex MOSS</b> GBR					
Graypaull Birmingham		Ferrari 488 Challenge				
1	2:20.723	40.915	42.209	57.599		2:20.723
2	2:04.372	29.538	40.129	54.705	268.4	4:25.095
3	2:02.917	29.659	39.141	<b>54.117</b>	266.5	6:28.012
4	2:02.983	29.032	39.413	54.538	270.4	8:30.995
5	2:03.031	28.962	39.198	54.871	270.4	10:34.026
6	2:05.244	29.249	40.152	55.843	270.4	12:39.270
7	2:04.602	29.370	39.858	55.374	268.4	14:43.872
8	<b>2:02.095</b>	29.107	38.768	54.220	267.8	16:45.967
9	2:04.242	28.895	39.866	55.481	268.4	18:50.209
10	2:04.185	29.113	39.704	55.368	266.5	20:54.394
11	2:05.351	29.075	39.819	56.457	266.5	22:59.745
12	2:03.580	29.191	39.285	55.104	265.8	25:03.325
13	2:02.334	28.955	<b>38.610</b>	54.769	266.5	27:05.659
14	2:14.295	<b>28.842</b>	38.731	1:06.722	267.1	29:19.954
15	2:21.789	35.297	43.473	1:03.019	183.3	31:41.743
16	2:24.276	35.052	44.824	1:04.400	186.8	34:06.019

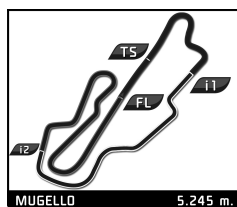
Lap	Time	Sector 1	Sector 2	Sector 3	T.Sp	Elapsed
<b>452</b>	<b>Nobuhiro IMADA</b> JPN					
Rosso Scuderia		Ferrari 488 Challenge				
1	2:07.595	35.587	38.340	53.668		2:07.595
2	1:57.993	27.918	37.055	53.020	271.1	4:05.588
3	1:57.491	28.337	36.671	52.483	271.8	6:03.079
4	<b>1:56.506</b>	27.963	<b>36.397</b>	<b>52.146</b>	271.1	7:59.585
5	1:56.802	27.976	36.421	52.405	271.8	9:56.387
6	1:56.594	<b>27.729</b>	36.442	52.423	271.8	11:52.981
7	1:57.921	28.113	36.704	53.104	272.5	13:50.902
8	1:57.471	27.946	36.806	52.719	271.8	15:48.373
9	1:57.735	28.407	36.652	52.676	272.5	17:46.108
10	1:57.910	28.160	37.256	52.494	271.1	19:44.018
11	1:57.685	28.016	36.994	52.675	272.5	21:41.703
12	1:57.500	28.152	36.844	52.504	269.1	23:39.203
13	1:57.054	28.185	36.701	52.168	268.4	25:36.257
14	1:59.050	28.204	37.020	53.826	269.8	27:35.307
15	2:02.428	28.191	38.394	55.843	271.1	29:37.735
16	3:59.925	39.116	1:22.134	1:58.675	268.4	33:37.660

Lap	Time	Sector 1	Sector 2	Sector 3	T.Sp	Elapsed
<b>508</b>	<b>Kenneth LAU</b> HKG					
Blackbird Concessionaires HK		Ferrari 488 Challenge				
1	2:15.107	39.080	40.899	55.128		2:15.107
2	2:02.876	28.941	38.711	55.224	267.8	4:17.983
3	2:04.246	29.662	38.597	55.987	262.0	6:22.229
4	2:04.544	30.127	39.899	54.518	265.8	8:26.773
5	2:01.850	<b>28.043</b>	38.629	55.178	267.8	10:28.623
6	2:00.587	28.812	37.851	53.924	267.8	12:29.210
7	2:00.469	29.207	37.896	<b>53.366</b>	266.5	14:29.679
8	2:01.596	28.517	38.558	54.521	267.1	16:31.275
9	2:01.666	28.678	38.611	54.377	266.5	18:32.941
10	2:00.618	28.581	38.416	53.621	265.8	20:33.559
11	2:00.062	28.398	37.993	53.671	265.2	22:33.621
12	2:00.216	28.477	37.891	53.848	265.2	24:33.837
13	2:00.306	28.784	38.125	53.397	265.2	26:34.143
14	<b>1:59.610</b>	28.486	<b>37.233</b>	53.891	266.5	28:33.753
15	2:22.413	28.667	47.661	1:06.085	266.5	30:56.166
16	2:51.804	33.409	47.021	1:31.374	189.7	33:47.970



Trofeo **IRELLI**

**HUBLOT**

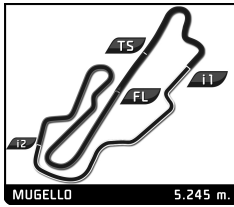


# FERRARI CHALLENGE ASIA PACIFIC MUGELLO Race 1

## Sector Analysis

— Invalidated Lap    ■ Personal Best    ■ Session Best    B Crossing the finish line in the pit lane

Lap	Time	Sector 1	Sector 2	Sector 3	T.Sp	Elapsed	Lap	Time	Sector 1	Sector 2	Sector 3	T.Sp	Elapsed	
<b>511</b>	<b>Andrew MOON</b>	KOR						<b>549</b>	<b>David DICKER</b>	NZL				
Forza Motor Korea							Ferrari 488 Challenge							
1	2:09.651	36.731	38.544	54.376		2:09.651	1	2:13.999	39.097	39.821	55.081		2:13.999	
2	<b>1:59.392</b>	<b>28.005</b>	37.670	53.717	271.1	4:09.043	2	2:00.465	28.710	37.533	54.222	266.5	4:14.464	
3	1:59.485	28.423	37.698	53.364	270.4	6:08.528	3	2:00.797	28.476	37.873	54.448	267.1	6:15.261	
4	2:00.488	28.430	38.055	54.003	269.8	8:09.016	4	2:01.359	28.429	38.635	54.295	268.4	8:16.620	
5	2:00.445	28.964	38.218	<b>53.263</b>	269.1	10:09.461	5	<b>1:59.387</b>	<b>28.197</b>	37.678	<b>53.512</b>	268.4	10:16.007	
6	2:01.436	28.707	38.281	54.448	271.1	12:10.897	6	2:00.697	28.430	37.717	54.550	268.4	12:16.704	
7	2:00.473	28.683	38.454	53.336	269.8	14:11.370	7	2:00.580	28.356	38.101	54.123	267.1	14:17.284	
8	1:59.549	28.289	37.480	53.780	269.8	16:10.919	8	2:00.899	28.852	37.807	54.240	267.1	16:18.183	
9	2:01.386	29.140	38.372	53.874	269.1	18:12.305	9	2:00.162	28.946	37.561	53.655	267.1	18:18.345	
10	2:02.089	28.833	38.524	54.732	271.1	20:14.394	10	2:00.082	28.483	37.899	53.700	267.8	20:18.427	
11	2:00.635	28.327	37.946	54.362	269.8	22:15.029	11	2:00.817	28.752	37.861	54.204	267.8	22:19.244	
12	2:00.270	28.304	37.840	54.126	269.8	24:15.299	12	2:00.388	28.473	37.816	54.099	267.1	24:19.632	
13	2:00.282	28.405	38.465	53.412	270.4	26:15.581	13	2:00.195	28.454	37.809	53.932	268.4	26:19.827	
14	2:00.024	28.024	<b>37.269</b>	54.731	269.1	28:15.605	14	1:59.635	28.399	<b>37.464</b>	53.772	268.4	28:19.462	
15	2:32.278	32.887	51.502	1:07.889	270.4	30:47.883	15	2:31.956	39.495	47.999	1:04.462	173.1	30:51.418	
16	2:55.952	36.752	45.337	1:33.863	158.5	33:43.835	16	2:53.643	35.195	47.789	1:30.659	188.7	33:45.061	
<b>513</b>	<b>Makoto FUJIWARA</b>	JPN						<b>550</b>	<b>Kazuyuki YAMAGUCHI</b>	JPN				
Comes Shiba							Ferrari 488 Challenge							
1	2:02.898	34.342	<b>36.492</b>	52.064		2:02.898	1	2:05.578	35.436	38.005	<b>52.137</b>		2:05.578	
2	<b>1:56.487</b>	27.755	36.524	52.208	268.4	3:59.385	2	1:57.352	<b>27.714</b>	37.157	52.481	270.4	4:02.930	
3	1:57.509	28.745	36.629	52.135	269.1	5:56.894	3	1:57.483	27.805	36.914	52.764	268.4	6:00.413	
4	1:56.737	<b>27.712</b>	36.668	52.357	271.1	7:53.631	4	1:57.403	27.793	36.829	52.781	269.1	7:57.816	
5	1:57.096	27.934	36.625	52.537	270.4	9:50.727	5	1:57.475	28.107	36.948	52.420	271.1	9:55.291	
6	1:57.358	28.017	36.734	52.607	270.4	11:48.085	6	1:57.314	27.892	36.952	52.470	271.1	11:52.605	
7	1:57.171	28.090	36.758	52.323	269.8	13:45.256	7	1:57.721	27.820	37.084	52.817	269.8	13:50.326	
8	1:57.160	28.080	37.018	52.062	269.1	15:42.416	8	1:57.816	27.937	37.076	52.803	269.1	15:48.142	
9	1:56.850	27.998	36.832	<b>52.020</b>	269.1	17:39.266	9	1:57.362	27.847	36.919	52.596	269.1	17:45.504	
10	1:57.144	27.826	36.799	52.519	269.1	19:36.410	10	1:59.513	28.174	37.908	53.431	270.4	19:45.017	
11	1:57.668	28.010	37.285	52.373	269.1	21:34.078	11	1:58.932	27.768	37.364	53.800	269.1	21:43.949	
12	1:57.432	27.907	37.075	52.450	269.1	23:31.510	12	1:58.311	27.754	37.295	53.262	268.4	23:42.260	
13	1:56.889	27.856	36.616	52.417	267.1	25:28.399	13	<b>1:57.168</b>	27.834	<b>36.697</b>	52.637	267.8	25:39.428	
14	1:57.808	28.222	36.849	52.737	270.4	27:26.207	14	1:58.704	28.064	37.541	53.099	268.4	27:38.132	
15	2:05.429	27.938	38.272	59.219	269.8	29:31.636	15	2:06.034	28.104	40.268	57.662	270.4	29:44.166	
16	4:04.738	44.356	1:21.638	1:58.744	184.6	33:36.374	16	3:54.840	33.699	1:22.316	1:58.825	264.5	33:39.006	
<b>525</b>	<b>Jay PARK</b>	KOR						<b>555</b>	<b>Ray WU</b>	CHN				
Forza Motor Korea							Ferrari 488 Challenge							
1	2:07.090	35.107	38.201	53.782		2:07.090	1	2:10.129	37.058	38.609	54.462		2:10.129	
2	<b>1:58.502</b>	<b>27.982</b>	<b>37.207</b>	53.313	268.4	4:05.592	2	1:59.459	28.574	<b>37.280</b>	53.605	267.1	4:09.588	
3	1:59.855	28.774	37.595	53.486	263.9	6:05.447	3	2:01.502	28.431	38.077	54.994	267.8	6:11.090	
4	1:59.527	28.245	37.490	53.792	266.5	8:04.974	4	2:00.483	28.919	37.877	53.687	268.4	8:11.573	
5	1:59.700	28.618	37.452	53.630	266.5	10:04.674	5	1:59.948	28.556	37.902	53.490	267.1	10:11.521	
6	1:59.898	28.490	37.352	54.056	267.1	12:04.572	6	1:59.751	28.234	37.591	53.926	267.8	12:11.272	
7	2:01.314	28.964	38.431	53.919	266.5	14:05.886	7	2:00.372	28.803	38.236	<b>53.333</b>	269.1	14:11.644	
8	1:59.658	28.681	37.700	53.277	265.8	16:05.544	8	1:59.620	28.597	37.505	53.518	269.1	16:11.264	
9	2:00.220	29.100	37.347	53.773	266.5	18:05.764	9	2:00.240	28.099	37.755	54.386	269.1	18:11.504	
10	2:00.374	28.501	38.190	53.683	265.8	20:06.138	10	2:01.717	29.066	38.883	53.768	267.1	20:13.221	
11	1:59.397	28.511	37.805	53.081	266.5	22:05.535	11	2:00.762	28.529	38.086	54.147	266.5	22:13.983	
12	1:59.807	28.556	38.237	53.014	266.5	24:05.342	12	2:00.746	28.431	38.530	53.785	267.1	24:14.729	
13	1:59.159	28.276	37.365	53.518	266.5	26:04.501	13	<b>1:59.440</b>	28.129	37.748	53.563	265.8	26:14.169	
14	1:58.847	28.414	37.434	<b>52.999</b>	266.5	28:03.348								
15	2:04.032	28.507	38.993	56.532	267.8	30:07.380								
16	3:34.006	28.640	1:07.804	1:57.562	265.8	33:41.386								
<b>556</b>	<b>Abdulrahman ADDAS</b>	SAU												
Al Tayer Dubai							Ferrari 488 Challenge							



# FERRARI CHALLENGE ASIA PACIFIC

## MUGELLO

### Race 1

## Sector Analysis

Lap	Time	Sector 1	Sector 2	Sector 3	T.Sp	Elapsed	Lap	Time	Sector 1	Sector 2	Sector 3	T.Sp	Elapsed
1	2:19.851	41.049	41.284	57.518		2:19.851	9	1:58.535	28.015	36.969	53.551	266.5	17:45.174
2	2:00.922	28.618	38.112	54.192	263.9	4:20.773	10	1:58.384	28.062	37.556	52.766	265.2	19:43.558
3	2:01.936	28.257	38.012	55.667	265.8	6:22.709	11	2:02.131	27.924	40.810	53.397	264.5	21:45.689
4	2:05.048	29.967	40.078	55.003	265.2	8:27.757	12	1:57.512	28.004	37.089	52.419	267.8	23:43.201
5	2:00.318	<b>28.154</b>	37.831	54.333	264.5	10:28.075	13	1:57.841	28.055	37.297	52.489	267.1	25:41.042
6	2:00.994	29.027	37.788	54.179	265.2	12:29.069	14	1:57.911	28.168	37.336	52.407	267.8	27:38.953
7	<b>1:59.482</b>	28.228	37.469	<b>53.785</b>	264.5	14:28.551	15	2:07.865	29.184	39.270	59.411	270.4	29:46.818
8	1:59.764	28.435	<b>37.388</b>	53.941	263.9	16:28.315	16	3:53.093	31.704	1:22.844	1:58.545	250.5	33:39.911

**558** **Kent CHEN** TPE  
 Modena Motori Taiwan Ferrari 488 Challenge

1	2:08.278	36.467	38.532	53.279		2:08.278
2	1:59.896	28.320	37.945	53.631	267.8	4:08.174
3	<b>1:59.450</b>	28.507	<b>37.614</b>	53.329	267.1	6:07.624
4	2:00.117	28.325	38.223	53.569	267.1	8:07.741
5	2:00.283	28.316	38.672	53.295	266.5	10:08.024
6	2:02.432	29.629	38.669	54.134	267.1	12:10.456
7	2:00.178	28.538	38.208	53.432	267.1	14:10.634
8	1:59.755	28.508	37.713	53.534	267.8	16:10.389
9	2:00.839	28.487	37.993	54.359	265.8	18:11.228
10	2:01.587	29.147	38.391	54.049	265.8	20:12.815
11	2:00.160	28.459	38.240	53.461	265.8	22:12.975
12	2:00.647	28.487	38.988	<b>53.172</b>	266.5	24:13.622
13	1:59.706	28.387	37.899	53.420	266.5	26:13.328
14	2:01.669	<b>28.241</b>	37.671	55.757	265.8	28:14.997
15	2:32.298	32.898	51.463	1:07.937	266.5	30:47.295
16	2:56.059	36.327	45.739	1:33.993	164.2	33:43.354

**581** **Atsushi IRITANI** JPN  
 Cornes Osaka Ferrari 488 Challenge

1	2:14.816	38.551	40.319	55.946		2:14.816
2	2:03.079	28.583	38.971	55.525	272.5	4:17.895
3	2:04.013	28.606	39.029	56.378	271.8	6:21.908
4	2:02.963	29.431	38.559	54.973	267.8	8:24.871
5	2:00.467	28.322	38.035	54.110	269.8	10:25.338
6	1:59.618	28.479	<b>37.371</b>	53.768	270.4	12:24.956
7	2:00.927	28.487	38.598	<b>53.842</b>	269.8	14:25.883
8	1:59.900	28.420	37.988	<b>53.492</b>	269.1	16:25.783
9	2:00.835	28.611	38.340	53.884	269.8	18:26.618
10	2:00.935	28.607	38.064	54.264	268.4	20:27.553
11	<b>1:59.520</b>	<b>28.245</b>	37.674	53.601	270.4	22:27.073
12	2:00.623	28.392	38.192	54.039	270.4	24:27.696
13	2:00.681	28.590	38.253	53.838	270.4	26:28.377
14	2:01.117	28.746	38.156	54.215	270.4	28:29.494
15	2:26.322	31.352	48.605	1:06.365	229.4	30:55.816
16	2:51.527	33.072	47.463	1:30.992	204.4	33:47.343

**563** **Vincent WONG** HKG  
 Blackbird Concessionaires HK Ferrari 488 Challenge

1	2:10.875	38.029	38.712	54.134		2:10.875
2	1:59.507	28.846	37.877	<b>52.784</b>	273.9	4:10.382
3	2:00.934	28.551	38.254	54.129	276.6	6:11.316
4	2:08.850	28.990	44.088	55.772	255.2	8:20.166
5	2:00.432	29.155	37.817	53.460	243.8	10:20.598
6	1:58.963	27.985	37.515	53.463	269.1	12:19.561
7	<b>1:58.254</b>	<b>27.739</b>	<b>37.449</b>	53.066	270.4	14:17.815
8	2:00.873	28.764	38.651	53.458	271.8	16:18.688
9	2:01.254	29.001	38.296	53.957	271.1	18:19.942
10	2:00.371	28.468	38.065	53.838	271.8	20:20.313
11	2:00.036	27.925	38.270	53.841	270.4	22:20.349
12	1:59.502	28.152	37.691	53.659	271.8	24:19.851
13	2:01.673	29.221	38.842	53.610	250.5	26:21.524
14	1:59.220	28.177	37.563	53.480	272.5	28:20.744
15	2:34.495	38.915	48.910	1:06.670	176.5	30:55.239
16	2:51.429	32.420	48.016	1:30.993	214.9	33:46.668

**586** **Min XIAO** CHN  
 CTF Beijing Ferrari 488 Challenge

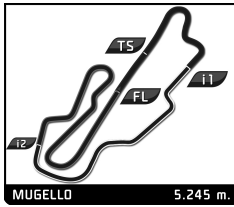
1	2:15.602	39.444	40.797	55.361		2:15.602
2	<b>2:02.641</b>	28.900	38.764	<b>54.977</b>	271.1	4:18.243
3	2:03.339	<b>28.828</b>	<b>38.688</b>	55.823	269.8	6:21.582
4	2:05.570	30.360	39.780	55.430	268.4	8:27.152
5	2:06.028	29.838	40.118	56.072	270.4	10:33.180
6	2:05.232	29.384	40.075	55.773	268.4	12:38.412
7	2:05.704	29.328	40.147	56.229	265.8	14:44.116
8	2:06.596	29.996	40.069	56.531	269.8	16:50.712
9	2:09.385	29.870	41.876	57.639	266.5	19:00.097
10	2:07.516	29.597	40.786	57.133	265.2	21:07.613
11	2:07.889	30.075	40.783	57.031	264.5	23:15.502
12	2:11.218	30.002	42.393	58.823	265.8	25:26.720
13	2:10.081	30.204	42.109	57.768	265.8	27:36.801
14	2:15.256	31.479	43.468	1:00.309	267.1	29:52.057
15	3:48.327	30.793	1:19.516	1:58.018	265.8	33:40.384

**568** **Yanbin XING** CHN  
 CTF Beijing Ferrari 488 Challenge

1	2:05.075	34.733	37.466	52.876		2:05.075
2	<b>1:56.916</b>	27.931	36.851	<b>52.134</b>	267.1	4:01.991
3	1:57.313	27.763	37.064	52.486	266.5	5:59.304
4	1:58.204	27.785	37.073	53.346	268.4	7:57.508
5	1:57.199	27.866	36.855	52.478	265.8	9:54.707
6	1:57.089	<b>27.760</b>	36.809	52.520	267.1	11:51.796
7	1:57.605	27.899	36.949	52.757	265.2	13:49.401
8	1:57.238	27.885	<b>36.734</b>	52.619	266.5	15:46.639

**588** **Michael CHOI** HKG  
 Blackbird Concessionaires HK Ferrari 488 Challenge

1	2:10.501	37.607	38.707	54.187		2:10.501
2	1:59.351	28.783	<b>37.267</b>	53.301	272.5	4:09.852
3	2:00.339	28.605	38.022	53.712	271.8	6:10.191
4	<b>1:59.013</b>	28.377	37.437	53.199	271.1	8:09.204
5	1:59.255	28.424	37.848	52.983	269.8	10:08.459
6	1:59.551	28.433	38.208	<b>52.910</b>	271.1	12:08.010
7	2:00.120	28.724	37.653	53.743	268.4	14:08.130
8	1:59.583	28.576	37.889	53.118	268.4	16:07.713
9	1:59.629	28.557	37.882	53.190	269.1	18:07.342



# FERRARI CHALLENGE ASIA PACIFIC

## MUGELLO

### Race 1

## Sector Analysis

— Invalidated Lap    
 ■ Personal Best    
 ■ Session Best    
 ■ Crossing the finish line in the pit lane

Lap	Time	Sector 1	Sector 2	Sector 3	T.Sp	Elapsed	Lap	Time	Sector 1	Sector 2	Sector 3	T.Sp	Elapsed
10	1:59.675	28.298	38.073	53.304	269.1	20:07.017							
11	1:59.494	28.530	37.825	53.139	269.8	22:06.511							
12	1:59.884	28.847	37.876	53.161	269.1	24:06.395							
13	2:00.250	28.489	37.824	53.937	268.4	26:06.645							
14	1:59.925	28.722	37.859	53.344	269.1	28:06.570							
15	2:02.895	28.581	38.864	55.450	271.1	30:09.465							
16	3:33.380	29.604	1:07.166	1:56.610	248.8	33:42.845							

599	<b>Kanthicha CHIMSIRI</b>			THA		
	Cavallino Motors Bangkok			Ferrari 488 Challenge		
1	2:25.808	41.770	43.800	1:00.238	2:25.808	
2	2:11.639	29.885	42.213	59.541	265.8	4:37.447
3	2:09.285	29.723	41.161	58.401	263.9	6:46.732
4	2:07.832	29.836	41.004	56.992	264.5	8:54.564
5	2:07.640	29.980	40.672	56.988	265.8	11:02.204
6	2:08.725	29.908	40.892	57.925	265.2	13:10.929
7	2:08.379	29.998	40.997	57.384	262.0	15:19.308
8	2:07.926	30.208	40.874	56.844	262.6	17:27.234
9	2:09.041	29.498	42.168	57.375	265.2	19:36.275
10	2:11.362	30.518	40.683	1:00.161	254.6	21:47.637
11	2:11.541	29.971	41.518	1:00.052	266.5	23:59.178
12	2:08.818	29.807	41.040	57.971	263.2	26:07.996