

# FERRARI CHALLENGE NORTH AMERICA

## MUGELLO

### Race 2

## Sector Analysis

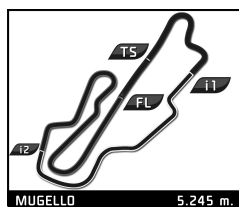
\_ Invalidated Lap

Personal Best

Session Best

Crossing the finish line in the pit lane

Lap	Time	Sector 1	Sector 2	Sector 3	T.Sp	Elapsed	Lap	Time	Sector 1	Sector 2	Sector 3	T.Sp	Elapsed	
<b>213</b>	<b>Marc MUZZO</b> CAN							1	2:03.075	34.131	37.191	<b>51.753</b>		2:03.075
	Ferrari of Ontario							2	<b>1:56.212</b>	<b>27.527</b>	<b>36.931</b>	51.754	272.5	3:59.287
	Ferrari 488 Challenge							3	1:57.493	27.772	37.396	52.325	273.2	5:56.780
	1	2:05.734	35.599	37.647	52.488		4	1:57.128	27.840	37.203	52.085	273.2	7:53.908	
	2	1:57.231	27.926	37.141	52.164	270.4	5	1:57.192	27.974	37.027	52.191	273.9	9:51.100	
	3	1:58.121	28.309	37.603	52.209	271.8	6	2:14.109	43.605	37.787	52.717	273.9	12:05.209	
	4	1:57.869	27.893	37.136	52.840	272.5	7	2:04.563	29.128	39.223	56.212	259.5	14:09.772	
	5	1:57.629	28.376	37.051	52.202	271.8	8	2:05.198	30.682	39.040	55.476	230.3	16:14.970	
	6	1:57.105	<b>27.855</b>	36.852	52.398	269.8	9	2:03.572	29.603	38.660	55.309	230.3	18:18.542	
	7	1:57.157	27.947	37.063	52.147	270.4	10	2:04.232	29.844	38.928	55.460	236.3	20:22.774	
	8	1:57.448	27.966	37.070	52.412	269.8	11	2:06.637	30.777	40.070	55.790	236.9	22:29.411	
	9	<b>1:56.707</b>	27.886	<b>36.810</b>	<b>52.011</b>	267.8	12	2:05.845	29.826	39.779	56.240	236.3	24:35.256	
	10	1:57.172	28.071	36.856	52.245	267.8	13	2:13.956	30.906	40.634	1:02.416	231.3	26:49.212	
	11	1:57.070	28.026	36.811	52.233	267.1	14	2:52.270	35.279	55.510	1:21.481	177.4	29:41.482	
	12	1:57.843	28.167	37.023	52.653	267.8	15	3:11.172	44.322	58.179	1:28.671	154.2	32:52.654	
	13	1:57.840	28.028	37.607	52.205	267.1								
	14	2:08.997	28.099	37.904	1:02.994	267.1								
	15	3:03.916	35.574	50.127	1:38.215	178.5								
<b>225</b>	<b>Ross CHOUEST</b> USA							1	2:05.046	35.168	37.531	52.347		2:05.046
	Ferrari of Palm Beach							2	1:57.587	27.940	37.408	52.239	274.5	4:02.633
	Ferrari 488 Challenge							3	1:57.798	28.326	37.451	<b>52.021</b>	274.5	6:00.431
	1	2:07.999	36.742	38.580	52.677		4	1:58.289	28.185	37.048	53.056	275.2	7:58.720	
	2	1:58.424	28.045	<b>37.007</b>	53.372	275.2	5	1:56.943	27.977	<b>36.757</b>	52.209	270.4	9:55.663	
	3	1:59.430	29.388	37.704	52.338	271.1	6	1:56.718	27.805	<b>36.693</b>	52.220	273.2	11:52.381	
	4	1:58.049	28.311	37.579	<b>52.159</b>	271.1	7	1:57.466	27.891	37.109	52.466	273.2	13:49.847	
	5	1:58.115	28.015	37.775	52.325	273.2	8	1:57.800	27.825	37.398	52.577	273.2	15:47.647	
	6	<b>1:57.631</b>	27.995	37.342	52.294	273.2	9	<b>1:56.569</b>	<b>27.740</b>	36.716	52.113	271.8	17:44.216	
	7	1:58.383	28.062	37.950	52.371	273.9	10	1:56.979	27.806	36.736	52.437	271.1	19:41.195	
	8	1:58.099	<b>27.998</b>	37.302	52.999	273.2	11	1:57.148	27.821	36.776	52.551	271.8	21:38.343	
	9	1:58.276	28.249	37.573	52.454	271.1	12	1:58.179	28.081	37.685	52.413	272.5	23:36.522	
	10	2:01.369	29.818	39.126	52.425	271.8	13	1:57.546	27.911	37.188	52.447	271.8	25:34.068	
	11	1:57.791	28.176	37.234	52.381	271.1	14	2:09.364	28.037	37.991	1:03.336	272.5	27:43.432	
	12	1:58.571	28.620	37.473	52.478	271.8	15	3:03.458	35.546	49.904	1:38.008	186.8	30:46.890	
	13	2:01.871	28.014	39.061	54.796	272.5								
	14	2:13.169	29.867	42.222	1:01.080	271.1								
	15	2:41.883	32.069	41.960	1:27.854	226.0								
<b>230</b>	<b>Dave MUSIAL</b> POL							1	2:07.562	36.240	38.757	52.565		2:07.562
	Ferrari Lake Forest							2	1:57.997	28.073	<b>36.605</b>	53.319	275.2	4:05.559
	Ferrari 488 Challenge							3	2:01.667	30.297	38.446	52.924	271.1	6:07.226
	1	2:04.570	34.843	37.552	<b>52.175</b>		4	<b>1:57.086</b>	27.905	36.832	52.349	270.4	8:04.312	
	2	<b>1:57.748</b>	<b>27.977</b>	37.289	52.482	273.9	5	1:57.939	28.066	37.571	<b>52.302</b>	274.5	10:02.251	
	3	1:57.775	28.388	37.152	52.235	270.4	6	1:57.749	28.184	37.105	52.460	275.2	12:00.000	
	4	1:58.461	28.107	<b>37.140</b>	53.214	270.4	7	1:58.673	28.025	37.848	52.800	275.2	13:58.673	
	5	1:59.958	28.964	38.122	52.872	270.4	8	1:58.621	28.053	37.641	52.927	272.5	15:57.294	
	6	1:59.842	28.653	37.955	53.234	271.1	9	1:57.591	<b>27.903</b>	36.997	52.691	271.8	17:54.885	
	7	1:58.646	28.314	37.532	52.800	268.4	10	1:58.583	28.492	37.473	52.618	271.8	19:53.468	
	8	1:58.726	28.374	37.174	53.178	268.4	11	1:57.932	28.033	37.215	52.684	271.1	21:51.400	
	9	1:58.417	28.201	37.439	52.777	269.8	12	1:59.474	28.325	37.337	53.812	272.5	23:50.874	
	10	1:58.954	29.061	37.420	52.473	269.1	13	2:26.455	28.001	39.446	1:19.008	271.1	26:17.329	
	11	1:57.844	28.051	37.372	52.421	269.1	14	2:12.444	32.717	41.210	58.517	209.1	28:29.773	
	12	1:59.082	28.378	37.576	53.128	270.4	15	2:24.131	30.392	38.177	1:15.562	243.2	30:53.904	
	13	2:03.223	28.185	39.628	55.410	269.8								
	14	2:11.003	28.423	43.610	58.970	268.4								
	15	2:44.121	30.120	42.052	1:31.949	242.7								
<b>233</b>	<b>Benjamin HITES</b> CHL							1	2:00.446	33.291	36.357	<b>50.798</b>		2:00.446
	The Collection							2	<b>1:54.075</b>	<b>27.364</b>	<b>35.837</b>	50.874	270.4	3:54.521
	Ferrari 488 Challenge							3	1:54.318	27.470	35.899	50.949	270.4	5:48.839
<b>224</b>	<b>Ziad GHANDOUR</b> USA													
	Boardwalk Ferrari													
	Ferrari 488 Challenge													



# FERRARI CHALLENGE NORTH AMERICA

## MUGELLO

### Race 2

## Sector Analysis

_ Invalidated Lap							■ Personal Best		■ Session Best		■ Crossing the finish line in the pit lane		
Lap	Time	Sector 1	Sector 2	Sector 3	T.Sp	Elapsed	Lap	Time	Sector 1	Sector 2	Sector 3	T.Sp	Elapsed
4	1:54.621	27.406	36.234	50.981	269.8	7:43.460	7	1:58.841	28.407	37.587	52.847	270.4	13:57.835
5	1:54.700	27.419	36.293	50.988	269.8	9:38.160	8	2:00.035	28.653	37.716	53.666	269.8	15:57.870
6	1:54.808	27.479	36.047	51.282	269.8	11:32.968	9	1:58.680	28.444	37.806	52.430	270.4	17:56.550
7	1:54.917	27.538	36.225	51.154	269.8	13:27.885	10	2:00.333	28.415	38.882	53.036	269.1	19:56.883
8	1:54.697	27.516	36.011	51.170	269.8	15:22.582	11	1:58.444	28.351	37.475	52.618	268.4	21:55.327
9	1:55.525	27.489	35.968	52.068	270.4	17:18.107	12	1:58.741	28.343	37.732	52.666	269.1	23:54.068
10	1:55.977	28.089	36.404	51.484	271.1	19:14.084	13	2:00.856	28.339	38.217	54.300	270.4	25:54.924
11	1:54.917	27.380	36.182	51.355	269.8	21:09.001	14	2:13.664	29.935	42.261	1:01.468	269.1	28:08.588
12	1:55.532	27.589	36.390	51.553	269.8	23:04.533	15	2:42.865	32.317	42.798	1:27.750	221.4	30:51.453
13	1:55.001	27.457	36.262	51.282	270.4	24:59.534							
14	2:24.533	27.748	36.612	1:20.173	270.4	27:24.067							
15	3:16.915	42.016	56.752	1:38.147	127.9	30:40.982							

<b>236</b> Neil GEHANI USA						
Continental AutoSports			Ferrari 488 Challenge			
1	2:02.405	33.954	36.769	<b>51.682</b>		2:02.405
2	<b>1:56.445</b>	<b>27.590</b>	<b>36.566</b>	52.289	273.2	3:58.850
3	1:57.483	27.906	37.193	52.384	271.8	5:56.333
4	1:57.173	27.922	36.850	52.401	271.8	7:53.506
5	1:57.380	27.963	36.968	52.449	271.1	9:50.886
6	1:59.227	29.234	37.337	52.656	271.8	11:50.113
7	1:58.384	28.339	37.453	52.592	270.4	13:48.497
8	2:15.744 <b>B</b>	28.312	38.018	1:09.414	270.4	16:04.241
9	2:09.945	38.878	37.385	53.682	174.8	18:14.186
10	1:59.600	28.268	37.872	53.460	271.1	20:13.786
11	2:00.608	28.657	38.305	53.646	270.4	22:14.394
12	2:00.445	28.596	38.119	53.730	270.4	24:14.839
13	2:03.987	28.671	38.237	57.079	271.1	26:18.826
14	2:12.180	32.093	41.582	58.505	214.9	28:31.006
15	2:24.337	30.845	41.124	1:12.368	255.8	30:55.343

<b>263</b> Cooper MACNEIL USA						
Ferrari Westlake			Ferrari 488 Challenge			
1	1:59.599	32.745	36.037	<b>50.817</b>		1:59.599
2	<b>1:54.109</b>	<b>27.114</b>	<b>35.962</b>	51.033	272.5	3:53.708
3	1:54.582	27.199	36.035	51.348	272.5	5:48.290
4	1:54.685	27.368	36.281	51.036	272.5	7:42.975
5	1:54.557	27.316	36.253	50.988	273.2	9:37.532
6	1:54.826	27.242	36.398	51.186	272.5	11:32.358
7	1:54.832	27.411	36.190	51.231	272.5	13:27.190
8	1:54.635	27.199	36.298	51.138	273.2	15:21.825
9	1:55.992	27.440	36.641	51.911	273.2	17:17.817
10	1:55.784	27.781	36.628	51.375	274.5	19:13.601
11	1:55.203	27.267	36.537	51.399	273.2	21:08.804
12	1:55.393	27.614	36.284	51.495	273.2	23:04.197
13	1:55.144	27.385	36.315	51.444	272.5	24:59.341
14	2:25.451	28.424	37.025	1:20.002	273.2	27:24.792
15	3:17.130	42.136	56.598	1:38.396	121.1	30:41.922

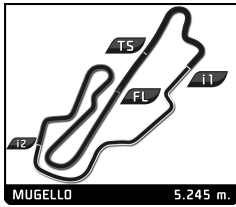
<b>305</b> Brad HORSTMANN USA						
Foreign Cars Italia			Ferrari 488 Challenge			
1	2:05.994	35.558	38.108	<b>52.328</b>		2:05.994
2	<b>1:57.962</b>	<b>28.050</b>	37.390	52.522	273.2	4:03.956
3	1:58.358	28.137	<b>37.373</b>	52.848	270.4	6:02.314
4	1:59.024	28.177	37.685	53.162	269.8	8:01.338
5	1:58.425	28.189	37.394	52.842	267.8	9:59.763
6	1:59.231	28.423	37.854	52.954	270.4	11:58.994

<b>307</b> Mark ISSA USA						
Ferrari of Atlanta			Ferrari 488 Challenge			
1	2:06.271	36.008	38.030	<b>52.233</b>		2:06.271
2	<b>1:59.120</b>	<b>28.005</b>	<b>37.429</b>	53.686	275.9	4:05.391

<b>308</b> Mark DAVIES GBR						
Wide World Ferrari			Ferrari 488 Challenge			
1	2:09.845	37.203	39.484	53.158		2:09.845
2	2:00.338	28.938	37.591	53.809	271.1	4:10.183
3	2:01.378	28.802	39.312	53.264	271.1	6:11.561
4	2:00.205	28.921	37.955	53.329	271.8	8:11.766
5	<b>1:59.106</b>	<b>28.497</b>	<b>37.567</b>	53.042	271.8	10:10.872
6	2:00.308	28.611	38.737	<b>52.960</b>	271.1	12:11.180
7	1:59.994	28.698	38.084	53.212	271.1	14:11.174
8	2:01.473	29.285	38.294	53.894	271.1	16:12.647
9	2:02.139	29.044	38.232	54.863	268.4	18:14.786
10	2:02.717	29.006	38.969	54.742	269.1	20:17.503
11	2:02.952	29.249	39.139	54.564	267.1	22:20.455
12	2:03.527	29.247	38.905	55.375	267.1	24:23.982
13	2:05.500	29.058	38.960	57.482	265.8	26:29.482
14	3:09.089	45.703	1:02.598	1:20.788	152.5	29:38.571
15	3:09.380	45.124	57.938	1:26.318	151.4	32:47.951

<b>318</b> Robert PICERNE USA						
Ferrari of Central Florida			Ferrari 488 Challenge			
1	2:14.655	38.765	40.097	55.793		2:14.655
2	2:03.492	28.962	39.459	55.071	272.5	4:18.147
3	2:02.746	29.281	39.041	<b>54.424</b>	273.2	6:20.893
4	2:03.666	29.238	39.093	55.335	273.2	8:24.559
5	2:02.972	29.115	39.330	54.527	271.8	10:27.531
6	2:03.032	29.276	39.010	54.746	271.1	12:30.563
7	<b>2:02.310</b>	<b>28.816</b>	<b>38.278</b>	55.216	271.1	14:32.873
8	2:02.903	28.909	38.572	55.422	269.1	16:35.776
9	2:04.244	29.858	38.813	55.573	269.1	18:40.020
10	2:04.339	29.716	39.083	55.540	269.8	20:44.359
11	2:05.098	29.305	39.181	56.612	269.8	22:49.457
12	2:06.600	29.530	40.266	56.804	269.8	24:56.057
13	2:29.406	30.024	41.484	1:17.898	269.1	27:25.463
14	3:17.496	42.130	56.735	1:38.631	124.3	30:42.959

<b>327</b> Lisa CLARK USA						
Ferrari of Beverly Hills			Ferrari 488 Challenge			
1	2:11.462	37.923	39.722	53.817		2:11.462
2	2:00.455	28.626	<b>37.842</b>	53.987	260.7	4:11.917
3	2:02.415	29.008	39.108	54.299	266.5	6:14.332
4	2:01.113	28.958	38.230	53.925	266.5	8:15.445
5	2:01.995	29.518	38.567	53.910	270.4	10:17.440



# FERRARI CHALLENGE NORTH AMERICA

## MUGELLO

### Race 2

## Sector Analysis

— Invalidated Lap    ■ Personal Best    ■ Session Best    **B** Crossing the finish line in the pit lane

Lap	Time	Sector 1	Sector 2	Sector 3	T.Sp	Elapsed	Lap	Time	Sector 1	Sector 2	Sector 3	T.Sp	Elapsed
6	2:00.547	28.594	38.455	53.498	270.4	12:17.987	2	2:00.891	29.070	37.458	54.363	273.2	4:08.609
7	2:00.490	28.629	38.123	53.738	271.1	14:18.477	3	2:02.332	28.893	39.300	54.139	272.5	6:10.941
8	<span style="background-color: green;">2:00.422</span>	28.722	38.269	<span style="background-color: green;">53.431</span>	271.8	16:18.899	4	2:00.582	28.980	38.037	53.565	257.0	8:11.523
9	2:02.989	<span style="background-color: green;">28.321</span>	38.678	55.990	268.4	18:21.888	5	<span style="background-color: green;">1:58.648</span>	<span style="background-color: green;">27.985</span>	<span style="background-color: green;">37.139</span>	53.524	273.2	10:10.171
10	2:01.843	28.809	38.716	54.318	268.4	20:23.731	6	2:00.240	28.346	38.339	53.555	273.2	12:10.411
11	2:02.531	28.972	39.572	53.987	255.8	22:26.262	7	1:59.341	28.565	37.373	53.403	271.8	14:09.752
12	2:01.397	28.625	38.413	54.359	269.1	24:27.659	8	1:58.877	28.292	37.344	53.241	271.1	16:08.629
13	2:04.148	29.046	39.645	55.457	270.4	26:31.807	9	1:59.120	28.516	37.633	<span style="background-color: green;">52.971</span>	271.8	18:07.749
14	3:07.525	43.921	1:02.724	1:20.880	162.0	29:39.332	10	1:59.232	28.430	37.521	53.281	271.1	20:06.981
15	3:09.367	45.008	58.000	1:26.359	154.0	32:48.699	11	2:01.070	29.095	38.246	53.729	269.8	22:08.051
							12	2:00.212	28.616	37.670	53.926	270.4	24:08.263

**328** **Brian DAVIS** USA  
 Ferrari of Palm Beach      Ferrari 488 Challenge

1	2:08.593	36.946	38.691	52.956		2:08.593
2	2:00.780	28.520	37.336	54.924	270.4	4:09.373
3	2:01.596	28.487	39.168	53.941	269.8	6:10.969
4	<span style="background-color: green;">1:58.344</span>	<span style="background-color: green;">27.990</span>	<span style="background-color: green;">37.094</span>	53.260	269.8	8:09.313
5	1:58.837	28.440	37.243	53.154	267.8	10:08.150
6	1:59.719	28.581	37.836	53.302	267.8	12:07.869
7	1:59.719	28.768	37.546	53.405	268.4	14:07.588
8	1:58.700	28.318	37.217	53.165	267.1	16:06.288
9	1:58.577	28.434	37.305	<span style="background-color: green;">52.838</span>	266.5	18:04.865
10	1:59.147	28.589	37.358	53.200	267.1	20:04.012
11	2:00.206	29.349	37.337	53.520	266.5	22:04.218
12	2:00.301	28.653	37.469	54.179	266.5	24:04.519
13	2:11.849	28.396	37.247	1:06.206	266.5	26:16.368
14	2:11.782	33.161	39.851	58.770	194.8	28:28.150
15	2:25.006	30.306	39.154	1:15.546	232.8	30:53.156

**348** **Eric MARSTON** USA  
 Ferrari Westlake      Ferrari 488 Challenge

1	2:11.275	37.574	39.556	54.145		2:11.275
2	<span style="background-color: green;">2:00.462</span>	<span style="background-color: green;">28.316</span>	<span style="background-color: green;">37.814</span>	54.332	265.8	4:11.737
3	2:02.427	28.869	38.914	54.644	265.8	6:14.164
4	2:01.006	28.675	38.150	54.181	265.8	8:15.170
5	2:01.582	29.423	38.485	53.674	265.2	10:16.752
6	2:00.641	28.832	38.149	<span style="background-color: green;">53.660</span>	265.2	12:17.393
7	2:00.734	28.660	38.102	53.972	265.2	14:18.127
8	2:00.581	28.525	38.301	53.755	264.5	16:18.708
9	2:04.212	29.821	39.088	55.303	267.1	18:22.920
10	2:03.688	29.278	39.349	55.061	263.9	20:26.608
11	2:04.629	29.257	40.086	55.286	264.5	22:31.237
12	2:04.500	29.022	39.465	56.013	265.8	24:35.737
13	2:07.733	29.874	40.075	57.784	263.9	26:43.470
14	2:57.175	32.915	1:02.657	1:21.603	261.3	29:40.645
15	3:10.494	44.276	58.024	1:28.194	154.4	32:51.139

**351** **Claude SENHORETI** BRA  
 Ferrari of Ft. Lauderdale      Ferrari 488 Challenge

1	23:08.806	...	1:02.648	1:26.421		23:08.806
2	3:17.874	45.426	1:02.944	1:29.504	129.7	26:26.680
3	<span style="background-color: green;">3:10.974</span>	47.150	1:02.566	<span style="background-color: green;">1:21.258</span>	140.5	29:37.654
4	3:37.332	<span style="background-color: green;">44.804</span>	<span style="background-color: green;">57.617</span>	1:54.911	157.6	33:14.986

**363** **Jay SCHREIBMAN** USA  
 Cauley Ferrari of Detroit      Ferrari 488 Challenge

1	2:07.718	36.202	38.164	53.352		2:07.718
---	----------	--------	--------	--------	--	----------

**365** **Gianni GRILLI** CAN  
 Ferrari of Quebec      Ferrari 488 Challenge

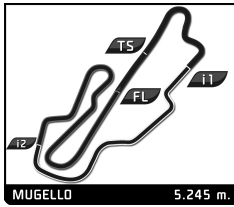
1	2:17.213	40.439	40.971	55.803		2:17.213
2	2:04.536	29.216	39.524	55.796	271.8	4:21.749
3	2:05.736	29.192	39.620	56.924	274.5	6:27.485
4	2:06.933	29.401	40.486	57.046	273.9	8:34.418
5	2:07.982	30.026	40.690	57.266	273.2	10:42.400
6	2:08.936	30.550	41.128	57.258	262.6	12:51.336
7	2:04.697	29.277	39.561	55.859	267.8	14:56.033
8	2:04.616	29.206	40.260	55.150	267.1	17:00.649
9	2:03.095	<span style="background-color: green;">28.834</span>	39.399	54.862	268.4	19:03.744
10	<span style="background-color: green;">2:02.399</span>	29.132	39.025	<span style="background-color: green;">54.242</span>	266.5	21:06.143
11	2:06.268	31.351	39.471	55.446	268.4	23:12.411
12	2:03.942	29.452	<span style="background-color: green;">38.853</span>	55.637	257.6	25:16.353
13	2:21.582	29.402	42.870	1:09.310	268.4	27:37.935
14	3:06.773	35.222	51.872	1:39.679	181.8	30:44.708

**376** **Lance CAWLEY** USA  
 Ferrari of Atlanta      Ferrari 488 Challenge

1	2:16.018	39.228	41.042	55.748		2:16.018
2	<span style="background-color: green;">2:04.548</span>	<span style="background-color: green;">29.029</span>	<span style="background-color: green;">39.809</span>	<span style="background-color: green;">55.710</span>	271.8	4:20.566
3	2:05.797	29.512	39.834	56.451	271.1	6:26.363
4	2:07.247	29.598	40.555	57.094	270.4	8:33.610
5	2:08.195	30.107	40.703	57.385	269.1	10:41.805
6	2:10.922	30.405	41.445	59.072	268.4	12:52.727
7	2:10.470	30.620	41.886	57.964	270.4	15:03.197
8	2:10.870	30.082	42.380	58.408	267.1	17:14.067
9	2:12.463	31.310	42.809	58.344	267.1	19:26.530
10	2:22.969	31.824	46.909	1:04.236	266.5	21:49.499
11	2:20.868	33.383	45.604	1:01.881	261.3	24:10.367
12	2:18.025	31.230	43.587	1:03.208	266.5	26:28.392
13	3:09.736	46.363	1:02.473	1:20.900	146.5	29:38.128
14	3:19.464	45.159	57.803	1:36.502	152.1	32:57.592

**378** **AI HEGYI** USA  
 Ferrari of Newport Beach      Ferrari 488 Challenge

1	2:18.396	41.434	41.118	55.844		2:18.396
2	<span style="background-color: green;">2:03.981</span>	<span style="background-color: green;">28.791</span>	39.770	<span style="background-color: green;">55.420</span>	271.1	4:22.377
3	2:05.722	29.418	<span style="background-color: green;">39.650</span>	56.654	271.1	6:28.099
4	2:07.156	29.851	40.232	57.073	269.8	8:35.255
5	2:07.634	30.008	40.623	57.003	268.4	10:42.889
6	2:10.259	31.500	40.498	58.261	255.2	12:53.148
7	2:10.615	30.678	42.279	57.658	257.6	15:03.763
8	2:10.806	30.591	41.902	58.313	267.1	17:14.569
9	2:12.577	32.246	42.255	58.076	257.6	19:27.146



# FERRARI CHALLENGE NORTH AMERICA

## MUGELLO

### Race 2

## Sector Analysis

— Invalidated Lap    
 ■ Personal Best    
 ■ Session Best    
 ■ Crossing the finish line in the pit lane

Lap	Time	Sector 1	Sector 2	Sector 3	T.Sp	Elapsed	Lap	Time	Sector 1	Sector 2	Sector 3	T.Sp	Elapsed
10	2:06.722	31.106	39.734	55.882	265.2	21:33.868							
11	2:09.651	30.214	41.708	57.729	265.8	23:43.519							
12	2:19.047	30.220	43.086	1:05.741	265.2	26:02.566							
13	2:18.289	32.331	43.713	1:02.245	223.7	28:20.855							
14	2:31.750	31.469	42.357	1:17.924	246.0	30:52.605							

379 Eileen BILDMAN				USA		
Ferrari of Long Island				Ferrari 488 Challenge		
1	2:16.673	39.887	40.907	55.879	2:16.673	
2	2:04.598	29.005	39.588	56.005	271.8	4:21.271
3	2:05.613	29.263	39.796	56.554	271.8	6:26.884
4	2:07.062	29.554	40.553	56.955	271.1	8:33.946
5	2:08.229	30.115	40.916	57.198	268.4	10:42.175
6	2:09.595	30.363	41.536	57.696	268.4	12:51.770
7	2:04.555	29.414	39.690	55.451	265.8	14:56.325
8	2:04.567	29.288	40.473	54.806	264.5	17:00.892
9	2:03.092	29.120	39.270	54.702	264.5	19:03.984
10	2:14.250	29.445	38.857	1:05.948	262.6	21:18.234
11	2:05.364	29.377	39.941	56.046	267.8	23:23.598
12	2:05.099	29.554	39.382	56.163	267.8	25:28.697
13	2:09.740	29.185	40.968	59.587	267.8	27:38.437
14	3:07.179	35.453	52.045	1:39.681	178.2	30:45.616