

FERRARI CHALLENGE NORTH AMERICA

MUGELLO

Race 1

Sector Analysis

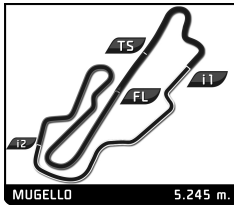
_ Invalidated Lap

 Personal Best

 Session Best

 Crossing the finish line in the pit lane

Lap	Time	Sector 1	Sector 2	Sector 3	T.Sp	Elapsed	Lap	Time	Sector 1	Sector 2	Sector 3	T.Sp	Elapsed	
213	Marc MUZZO CAN							224	Ziad GHANDOUR USA					
	Ferrari of Ontario								Boardwalk Ferrari					
	Ferrari 488 Challenge								Ferrari 488 Challenge					
1	2:06.748	35.676	38.438	52.634		2:06.748	1	2:02.116	33.699	36.988	51.429		2:02.116	
2	1:58.848	27.889	37.586	53.373	271.1	4:05.596	2	1:57.022	27.893	37.102	52.027	268.4	3:59.138	
3	1:57.888	28.339	37.351	52.198	270.4	6:03.484	3	1:56.334	27.735	36.676	51.923	269.1	5:55.472	
4	1:58.305	28.742	37.048	52.515	269.8	8:01.789	4	1:56.922	27.836	36.996	52.090	267.1	7:52.394	
5	1:57.536	28.286	37.016	52.234	271.8	9:59.325	5	1:56.804	27.874	36.966	51.964	266.5	9:49.198	
6	1:57.704	27.922	37.165	52.617	271.1	11:57.029	6	1:56.652	27.758	36.968	51.926	267.1	11:45.850	
7	1:57.388	27.688	37.005	52.695	272.5	13:54.417	7	1:57.056	27.982	36.891	52.183	267.1	13:42.906	
8	1:57.635	27.934	36.941	52.760	266.5	15:52.052	8	1:56.578	27.788	36.401	52.389	267.1	15:39.484	
9	1:59.104	28.278	37.910	52.916	267.1	17:51.156	9	1:57.215	28.062	36.710	52.443	267.1	17:36.699	
10	1:57.771	28.060	36.886	52.825	267.1	19:48.927	10	1:57.542	27.989	37.279	52.274	267.1	19:34.241	
11	1:58.110	28.087	37.037	52.986	266.5	21:47.037	11	1:57.470	27.905	37.013	52.552	267.8	21:31.711	
12	1:58.108	28.161	37.033	52.914	266.5	23:45.145	12	2:00.940	28.961	39.048	52.931	270.4	23:32.651	
13	1:59.829	28.151	37.982	53.696	268.4	25:44.974	13	2:00.836	28.222	39.150	53.464	269.1	25:33.487	
14	2:01.305	28.357	37.403	55.545	267.8	27:46.279	14	1:59.788	27.960	37.451	54.377	266.5	27:33.275	
15	2:19.768	32.023	41.612	1:06.133	193.8	30:06.047	15	2:30.318	38.916	44.693	1:06.709	129.3	30:03.593	
16	2:47.195	39.765	44.705	1:22.725	131.0	32:53.242	16	2:46.971	36.819	45.476	1:24.676	151.4	32:50.564	
214	Brent HOLDEN USA							225	Ross CHOUEST USA					
	Ferrari of Newport Beach								Ferrari of Palm Beach					
	Ferrari 488 Challenge								Ferrari 488 Challenge					
1	2:12.885	38.108	39.605	55.172		2:12.885	1	2:11.949	37.348	39.532	55.069		2:11.949	
2	2:01.431	28.877	38.760	53.794	272.5	4:14.316	2	1:58.491	28.223	37.373	52.895	268.4	4:10.440	
3	2:00.156	28.227	37.932	53.997	269.8	6:14.472	3	1:58.022	28.113	37.189	52.720	272.5	6:08.462	
4	2:00.003	28.296	38.085	53.622	269.1	8:14.475	4	1:58.230	27.995	37.173	53.062	270.4	8:06.692	
5	2:00.908	28.760	38.836	53.312	269.8	10:15.383	5	1:57.476	27.908	37.046	52.522	267.8	10:04.168	
6	1:59.180	28.409	37.634	53.137	269.8	12:14.563	6	1:57.865	27.872	36.959	53.034	271.8	12:02.033	
7	1:58.962	28.135	37.745	53.082	267.1	14:13.525	7	1:59.024	28.349	37.427	53.248	265.8	14:01.057	
8	1:58.858	28.263	37.575	53.020	265.8	16:12.383	8	1:57.388	27.960	36.996	52.432	271.8	15:58.445	
9	1:59.372	28.428	37.840	53.104	265.8	18:11.755	9	1:58.764	28.237	37.153	53.374	271.1	17:57.209	
10	2:01.046	28.505	39.275	53.266	267.8	20:12.801	10	1:59.018	28.123	38.085	52.810	273.2	19:56.227	
11	1:58.431	28.143	37.369	52.919	266.5	22:11.232	11	1:57.971	27.887	37.352	52.732	269.1	21:54.198	
12	1:59.241	28.099	37.481	53.661	267.8	24:10.473	12	1:57.368	27.970	36.990	52.408	268.4	23:51.566	
13	1:59.151	28.268	37.489	53.394	270.4	26:09.624	13	1:58.517	27.777	37.752	52.988	269.8	25:50.083	
14	1:59.104	28.320	37.372	53.412	266.5	28:08.728	14	2:03.581	29.491	38.658	55.432	271.8	27:53.664	
15	2:12.833	33.027	40.851	58.955	166.2	30:21.561	15	2:19.493	30.445	42.865	1:06.183	267.1	30:13.157	
16	2:43.699	40.161	48.034	1:15.504	148.7	33:05.260	16	2:43.284	39.665	46.560	1:17.059	145.0	32:56.441	
223	John MGRUE USA							230	Dave MUSIAL POL					
	Ferrari of Long Island								Ferrari Lake Forest					
	Ferrari 488 Challenge								Ferrari 488 Challenge					
1	2:04.671	35.084	37.922	51.665		2:04.671	1	2:03.701	34.507	37.459	51.735		2:03.701	
2	2:00.284	28.471	38.565	53.248	271.1	4:04.955	2	1:56.486	27.874	36.445	52.167	271.8	4:00.187	
3	1:58.183	28.226	37.325	52.632	269.1	6:03.138	3	1:56.847	27.971	36.746	52.130	271.1	5:57.034	
4	1:58.364	28.555	37.450	52.359	270.4	8:01.502	4	1:56.816	27.836	37.190	51.790	272.5	7:53.850	
5	1:57.484	28.325	36.902	52.257	268.4	9:58.986	5	1:56.196	27.792	36.504	51.900	269.1	9:50.046	
6	1:57.812	27.975	37.262	52.575	270.4	11:56.798	6	1:56.839	27.917	36.608	52.314	269.1	11:46.885	
7	1:59.020	28.462	37.808	52.750	267.8	13:55.818	7	1:57.232	27.724	37.181	52.327	269.1	13:44.117	
8	1:58.957	28.540	37.453	52.964	269.1	15:54.775	8	1:59.077	28.083	38.120	52.874	270.4	15:43.194	
9	1:59.495	28.255	38.415	52.825	268.4	17:54.270	9	1:57.321	28.137	36.910	52.274	268.4	17:40.515	
10	2:12.891	28.080	51.956	52.855	268.4	20:07.161	10	1:56.781	27.996	36.369	52.416	269.8	19:37.296	
11	1:59.226	28.425	37.590	53.211	269.8	22:06.387	11	1:57.328	28.080	36.654	52.594	269.8	21:34.624	
12	1:58.743	28.247	37.631	52.865	267.8	24:05.130	12	2:04.027	28.223	41.962	53.842	270.4	23:38.651	
13	1:58.989	28.051	37.626	53.312	275.2	26:04.119	13	1:58.315	28.595	36.858	52.862	270.4	25:36.966	
14	2:00.910	28.236	37.410	55.264	269.1	28:05.029								
15	2:13.390	29.109	40.966	1:03.315	251.7	30:18.419								
16	2:43.940	39.619	46.041	1:18.280	144.0	33:02.359								
233	Benjamin HITES CHL							233	Benjamin HITES CHL					
	The Collection								The Collection					
	Ferrari 488 Challenge								Ferrari 488 Challenge					



FERRARI CHALLENGE NORTH AMERICA

MUGELLO

Race 1

Sector Analysis

_ Invalidated Lap						■ Personal Best		■ Session Best		■ Crossing the finish line in the pit lane			
Lap	Time	Sector 1	Sector 2	Sector 3	T.Sp	Elapsed	Lap	Time	Sector 1	Sector 2	Sector 3	T.Sp	Elapsed
1	2:00.018	32.873	35.753	51.392		2:00.018	1	2:13.330	38.519	39.672	55.139		2:13.330
2	1:54.354	27.634	35.689	51.031	265.8	3:54.372	2	2:02.379	28.779	39.101	54.499	278.1	4:15.709
3	1:54.169	27.541	35.807	50.821	265.8	5:48.541	3	2:01.524	28.629	38.271	54.624	269.8	6:17.233
4	1:55.088	27.496	36.039	51.553	265.8	7:43.629	4	2:02.586	28.866	38.948	54.772	269.1	8:19.819
5	1:55.218	27.529	36.057	51.632	265.8	9:38.847	5	2:01.621	28.581	38.411	54.629	269.1	10:21.440
6	1:54.863	27.621	36.150	51.092	265.2	11:33.710	6	2:01.088	28.746	38.149	54.193	269.1	12:22.528
7	1:55.613	27.606	35.946	52.061	265.8	13:29.323	7	2:01.760	28.774	38.967	54.019	272.5	14:24.288
8	1:55.073	27.770	36.042	51.261	264.5	15:24.396	8	2:01.654	28.627	38.564	54.463	272.5	16:25.942
9	1:55.090	27.709	35.907	51.474	266.5	17:19.486	9	2:01.672	28.771	38.486	54.415	268.4	18:27.614
10	1:58.303	27.614	36.931	53.758	268.4	19:17.789	10	2:01.209	28.494	38.560	54.155	271.8	20:28.823
11	1:55.422	27.632	36.571	51.219	272.5	21:13.211	11	2:37.076	28.680	1:08.315	1:00.081	268.4	23:05.899
12	1:55.344	27.605	36.245	51.494	269.1	23:08.555	12	2:08.729	31.653	39.850	57.226	267.8	25:14.628
13	1:54.992	27.565	36.223	51.204	271.1	25:03.547	13	2:08.886	29.689	40.446	58.751	261.3	27:23.514
14	1:55.664	27.801	36.521	51.342	269.8	26:59.211	14	2:23.501	32.219	44.581	1:06.701	215.3	29:47.015
15	2:20.044	28.101	40.673	1:11.270	269.1	29:19.255	15	3:02.481	35.412	52.154	1:34.915	179.4	32:49.496
16	3:28.786	50.126	1:03.541	1:35.119	88.1	32:48.041							

236	Neil GEHANI	USA				
	Continental AutoSports	Ferrari 488 Challenge				
1	2:07.457	35.930	38.519	53.008		2:07.457
2	1:58.293	28.063	37.403	52.827	271.1	4:05.750
3	1:59.172	28.612	37.596	52.964	271.1	6:04.922
4	1:59.080	28.235	38.074	52.771	270.4	8:04.002
5	1:58.781	28.306	37.319	53.156	269.8	10:02.783
6	1:59.152	28.311	37.439	53.402	271.1	12:01.935
7	1:58.266	28.105	37.206	52.955	268.4	14:00.201
8	1:57.827	28.080	37.123	52.624	268.4	15:58.028
9	1:58.842	28.135	37.396	53.311	268.4	17:56.870
10	2:00.772	28.028	38.264	54.480	270.4	19:57.642
11	1:59.659	28.364	37.780	53.515	269.1	21:57.301
12	2:00.277	28.835	38.171	53.271	268.4	23:57.578
13	2:00.821	29.366	38.205	53.250	269.1	25:58.399
14	2:01.783	28.411	38.019	55.353	269.1	28:00.182
15	2:17.395	31.408	41.797	1:04.190	211.9	30:17.577
16	2:43.627	39.634	46.084	1:17.909	145.9	33:01.204

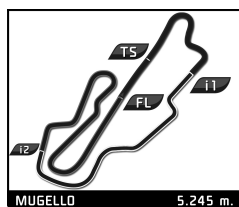
263	Cooper MACNEIL	USA				
	Ferrari Westlake	Ferrari 488 Challenge				
1	2:00.316	33.334	36.292	50.690		2:00.316
2	1:55.044	27.852	36.036	51.156	271.8	3:55.360
3	1:54.664	27.354	36.367	50.943	269.8	5:50.024
4	1:54.872	27.487	36.208	51.177	269.8	7:44.896
5	1:55.248	27.495	36.285	51.468	269.8	9:40.144
6	1:55.236	27.476	36.387	51.373	269.1	11:35.380
7	1:55.108	27.502	36.221	51.385	269.8	13:30.488
8	1:55.152	27.494	36.362	51.296	270.4	15:25.640
9	1:55.361	27.454	36.404	51.503	271.1	17:21.001
10	1:56.536	27.300	36.513	52.723	272.5	19:17.537
11	1:55.450	27.565	36.490	51.395	271.1	21:12.987
12	1:55.367	27.565	36.287	51.515	269.1	23:08.354
13	1:54.915	27.469	36.185	51.261	271.1	25:03.269
14	1:55.758	27.949	36.425	51.384	269.8	26:59.027
15	2:21.955	30.372	42.998	1:08.585	269.1	29:20.982
16	3:27.961	49.445	1:03.362	1:35.154	107.8	32:48.943

271	Brian KAMINSKEY	USA
	Ferrari of Long Island	Ferrari 488 Challenge

300	Armin OSKOEI	USA				
	Ferrari of Atlanta	Ferrari 488 Challenge				
1	2:20.913	41.748	41.529	57.636		2:20.913
2	2:08.522	29.965	40.605	57.952	268.4	4:29.435
3	2:09.581	30.882	40.948	57.751	266.5	6:39.016
4	2:07.184	30.428	40.165	56.591	266.5	8:46.200
5	2:06.912	29.445	40.358	57.109	266.5	10:53.112
6	2:06.159	29.692	40.088	56.379	265.8	12:59.271
7	2:05.288	29.943	39.658	55.687	265.8	15:04.559
8	2:06.266	29.621	40.075	56.570	262.6	17:10.825
9	2:11.385	31.599	41.583	58.203	249.9	19:22.210
10	2:08.254	29.817	40.695	57.742	267.8	21:30.464
11	2:11.188	30.893	41.562	58.733	268.9	23:41.652
12	2:07.583	28.989	40.829	57.765	269.8	25:49.235
13	2:09.821	30.220	40.781	58.820	259.5	27:59.056
14	2:17.371	31.547	41.555	1:04.269	217.4	30:16.427
15	2:42.755	39.188	45.853	1:17.714	147.5	32:59.182

305	Brad HORSTMANN	USA				
	Foreign Cars Italia	Ferrari 488 Challenge				
1	2:08.690	36.532	38.349	53.809		2:08.690
2	1:59.116	28.175	37.426	53.515	269.8	4:07.806
3	1:59.005	28.189	37.221	53.595	267.8	6:06.811
4	1:59.938	28.120	37.581	54.237	267.8	8:06.749
5	2:00.183	28.914	37.656	53.613	258.2	10:06.932
6	1:59.610	28.184	37.523	53.903	268.4	12:06.542
7	1:59.655	28.271	38.119	53.265	265.8	14:06.197
8	2:00.079	28.514	37.745	53.820	267.8	16:06.276
9	1:59.968	28.689	37.750	53.529	265.2	18:06.244
10	2:00.242	28.402	37.658	54.182	269.8	20:06.486
11	2:00.086	28.498	37.393	54.195	266.5	22:06.572
12	2:00.502	28.731	37.978	53.793	269.1	24:07.074
13	1:59.655	28.393	37.369	53.893	267.8	26:06.729
14	2:00.559	28.435	37.860	54.264	267.1	28:07.288
15	2:13.281	33.459	40.078	59.744	184.3	30:20.569
16	2:44.103	39.989	48.328	1:15.786	145.9	33:04.672

307	Mark ISSA	USA				
	Ferrari of Atlanta	Ferrari 488 Challenge				
1	2:03.064	34.302	37.093	51.669		2:03.064
2	1:56.245	27.556	36.819	51.870	268.4	3:59.309



FERRARI CHALLENGE NORTH AMERICA

MUGELLO

Race 1

Sector Analysis

_ Invalidated Lap
 ■ Personal Best
 ■ Session Best
 ■ Crossing the finish line in the pit lane

Lap	Time	Sector 1	Sector 2	Sector 3	T.Sp	Elapsed	Lap	Time	Sector 1	Sector 2	Sector 3	T.Sp	Elapsed
3	1:57.164	27.799	36.908	52.457	271.1	5:56.473	3	2:01.915	28.923	38.337	54.655	269.1	6:19.194
4	1:58.516	27.893	38.194	52.429	269.1	7:54.989	4	2:01.280	28.564	38.438	54.278	267.1	8:20.474
5	1:57.393	27.702	36.919	52.772	269.1	9:52.382	5	2:01.655	28.677	38.689	54.289	269.1	10:22.129
6	1:56.693	27.652	36.850	52.191	269.1	11:49.075	6	2:01.235	28.725	38.390	54.120	269.8	12:23.364
7	1:57.813	27.827	37.288	52.698	267.8	13:46.888	7	2:01.716	28.684	38.879	54.153	267.1	14:25.080
8	1:57.747	27.884	37.102	52.761	268.4	15:44.635	8	2:01.469	28.888	38.574	54.007	267.8	16:26.549
9	1:58.014	28.039	37.313	52.662	267.8	17:42.649	9	2:01.720	28.953	38.553	54.214	267.1	18:28.269
10	1:57.809	27.868	37.295	52.646	269.8	19:40.458	10	2:01.751	28.530	39.234	53.987	269.1	20:30.020
11	1:58.014	27.930	37.308	52.776	269.8	21:38.472	11	2:02.818	28.780	39.315	54.723	267.8	22:32.838
12	2:00.533	28.055	37.484	54.994	269.8	23:39.005	12	2:03.468	28.893	39.976	54.599	265.8	24:36.306
13	1:58.567	28.533	37.092	52.942	269.8	25:37.572	13	2:03.314	28.891	39.534	54.889	265.2	26:39.620
14	2:04.976	28.202	36.836	59.938	269.1	27:42.548	14	2:10.520	29.032	42.397	59.091	264.5	28:50.140
15	2:21.638	30.267	45.002	1:06.369	258.9	30:04.186	15	2:17.159	34.574	42.373	1:00.212	168.6	31:07.299
16	2:47.599	40.437	44.680	1:22.482	130.0	32:51.785	16	2:17.612	34.058	41.270	1:02.284	179.4	33:24.911

308 Mark DAVIES		GBR				
Wide World Ferrari		Ferrari 488 Challenge				
1	2:11.899	36.674	39.788	55.437	271.1	2:11.899
2	2:01.243	29.205	38.609	53.429	264.5	4:13.142
3	2:00.305	28.538	38.051	53.716	266.5	6:13.447
4	2:00.814	28.461	38.282	54.071	266.5	8:14.261
5	2:00.938	28.854	38.575	53.509	267.8	10:15.199
6	2:01.895	28.967	38.354	54.574	267.8	12:17.094
7	2:01.645	28.908	38.395	54.342	264.5	14:18.739
8	2:01.509	28.777	38.591	54.141	263.2	16:20.248
9	2:01.994	28.748	39.017	54.229	263.2	18:22.242
10	2:02.894	28.876	38.945	55.073	265.2	20:25.136
11	2:03.315	29.028	39.050	55.237	263.2	22:28.451
12	2:02.684	29.123	39.160	54.401	262.0	24:31.135
13	2:02.904	29.251	38.803	54.850	262.6	26:34.039
14	2:05.327	29.082	40.114	56.131	262.6	28:39.366
15	2:12.633	33.234	40.132	59.267	169.1	30:51.999
16	2:14.955	31.563	39.892	1:03.500	218.3	33:06.954

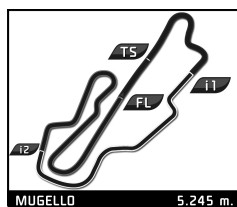
328 Brian DAVIS		USA				
Ferrari of Palm Beach		Ferrari 488 Challenge				
1	2:05.496	35.293	38.281	51.922	269.1	2:05.496
2	1:58.235	28.000	38.078	52.157	269.1	4:03.731
3	1:56.949	28.057	36.736	52.156	268.4	6:00.680
4	1:56.924	27.881	36.687	52.356	267.8	7:57.604
5	1:57.470	28.027	36.767	52.676	267.8	9:55.074
6	1:57.447	28.126	37.188	52.133	268.4	11:52.521
7	1:56.607	27.713	36.617	52.277	267.1	13:49.128
8	1:56.961	27.835	36.624	52.502	267.1	15:46.089
9	1:57.338	28.009	36.795	52.534	269.1	17:43.427
10	1:57.654	27.760	36.937	52.957	269.8	19:41.081
11	1:57.811	28.075	36.836	52.900	268.4	21:38.892
12	1:59.600	28.126	37.371	54.103	269.8	23:38.492
13	1:58.395	28.410	36.617	53.368	266.5	25:36.887
14	2:07.367	28.474	36.705	1:02.188	267.1	27:44.254
15	2:20.878	32.660	41.543	1:06.675	198.4	30:05.132
16	2:46.037	39.642	43.223	1:23.172	136.4	32:51.169

318 Robert PICERNE		USA				
Ferrari of Central Florida		Ferrari 488 Challenge				
1	2:17.456	40.421	40.960	56.075	271.1	2:17.456
2	2:02.857	29.060	38.968	54.829	271.8	4:20.313
3	2:03.246	28.957	38.821	55.468	270.4	6:23.559
4	2:02.914	28.934	38.956	55.024	267.8	8:26.473
5	2:01.853	29.131	38.282	54.440	267.8	10:28.326
6	2:03.927	29.406	38.900	55.621	269.8	12:32.253
7	2:03.132	29.020	38.874	55.238	267.1	14:35.385
8	2:02.020	29.142	37.923	54.955	268.4	16:37.405
9	2:02.943	29.181	38.474	55.288	267.8	18:40.348
10	2:02.989	29.043	39.118	54.828	269.1	20:43.337
11	2:03.792	28.972	39.462	55.358	268.4	22:47.129
12	2:02.916	29.317	38.857	54.742	268.4	24:50.045
13	2:02.739	29.396	38.223	55.120	270.4	26:52.784
14	2:22.778	29.156	45.001	1:08.621	267.8	29:15.562
15	2:35.200	39.246	45.233	1:10.721	132.3	31:50.762
16	2:26.319	37.716	45.255	1:03.348	144.0	34:17.081

348 Eric MARSTON		USA				
Ferrari Westlake		Ferrari 488 Challenge				
1	2:12.534	37.447	39.953	55.134	271.1	2:12.534
2	2:01.062	28.857	38.574	53.631	266.5	4:13.596
3	2:00.052	28.579	37.832	53.641	265.8	6:13.648
4	2:00.375	28.723	37.958	53.694	266.5	8:14.023
5	1:57.955	28.122	36.984	52.849	263.9	10:11.978
6	1:58.093	28.059	37.111	52.923	267.1	12:10.071
7	1:59.045	28.146	37.465	53.434	265.2	14:09.116
8	1:58.985	28.387	37.252	53.346	263.9	16:08.101
9	2:00.306	28.400	38.017	53.889	265.2	18:08.407
10	2:00.775	28.796	38.415	53.564	266.5	20:09.182
11	2:00.588	28.735	38.027	53.826	264.5	22:09.770
12	2:00.554	28.683	37.793	54.078	264.5	24:10.324
13	2:03.187	29.719	38.812	54.656	267.1	26:13.511
14	2:03.565	28.729	38.556	56.280	264.5	28:17.076
15	2:08.218	30.740	39.788	57.690	263.2	30:25.294
16	2:40.688	37.047	48.031	1:15.610	183.6	33:05.982

327 Lisa CLARK		USA				
Ferrari of Beverly Hills		Ferrari 488 Challenge				
1	2:14.019	38.615	40.035	55.369	271.1	2:14.019
2	2:03.260	29.139	38.547	55.574	269.8	4:17.279

351 Claude SENHORETI		BRA				
Ferrari of Ft. Lauderdale		Ferrari 488 Challenge				
1	2:06.260	35.509	38.323	52.428	271.1	2:06.260
2	1:58.904	28.000	37.550	53.354	271.1	4:05.164



FERRARI CHALLENGE NORTH AMERICA

MUGELLO

Race 1

Sector Analysis

_ Invalidated Lap
 ■ Personal Best
 ■ Session Best
 ■ Crossing the finish line in the pit lane

Lap	Time	Sector 1	Sector 2	Sector 3	T.Sp	Elapsed	Lap	Time	Sector 1	Sector 2	Sector 3	T.Sp	Elapsed
363 Jay SCHREIBMAN USA													
Cauley Ferrari of Detroit Ferrari 488 Challenge													
3	1:57.646	28.272	37.563	51.811	271.8	6:02.810	6	2:07.971	30.179	40.591	57.201	265.2	12:54.926
4	1:57.256	27.949	36.608	52.699	271.1	8:00.066	7	2:08.183	30.133	40.346	57.704	262.6	15:03.109
5	1:56.837	27.856	36.539	52.442	271.1	9:56.903	8	2:07.018	29.932	39.870	57.216	264.5	17:10.127
6	1:56.558	27.702	36.571	52.285	271.1	11:53.461	9	2:11.629	32.036	41.295	58.298	264.5	19:21.756
7	1:56.596	27.683	36.712	52.201	271.1	13:50.057	10	2:08.448	29.922	40.534	57.992	265.8	21:30.204
8	1:58.238	27.816	36.917	53.505	271.1	15:48.295	11	2:09.986	29.883	41.940	58.163	265.2	23:40.190
9	2:14.202	28.783	51.822	53.597	271.1	18:02.497	12	2:08.838	30.119	40.201	58.518	268.4	25:49.028
10	1:58.343	28.006	37.299	53.038	271.8	20:00.840	13	2:08.591	29.696	40.989	57.906	265.8	27:57.619
11	1:58.908	28.289	37.437	53.182	271.8	21:59.748	14	2:16.386	30.327	41.868	1:04.191	264.5	30:14.005
12	1:58.141	28.112	37.352	52.677	272.5	23:57.889	15	2:43.374	39.955	46.329	1:17.090	154.2	32:57.379
13	1:58.348	28.240	37.214	52.894	273.2	25:56.237							
14	2:03.358	28.187	37.652	57.519	271.1	27:59.595							
15	2:17.424	31.339	41.775	1:04.310	209.9	30:17.019							
16	2:43.100	39.329	45.707	1:18.064	147.9	33:00.119							
378 AI HEGYI USA													
Ferrari of Newport Beach Ferrari 488 Challenge													
1	2:25.859	44.536	42.382	58.941		2:25.859	1	2:25.859	44.536	42.382	58.941		2:25.859
2	2:04.029	30.124	38.991	54.914	248.8	4:29.888	2	2:04.029	30.124	38.991	54.914	248.8	4:29.888
3	2:09.438	30.787	41.034	57.617	254.6	6:39.326	3	2:09.438	30.787	41.034	57.617	254.6	6:39.326
4	2:02.110	28.660	39.033	54.417	262.0	8:41.436	4	2:02.110	28.660	39.033	54.417	262.0	8:41.436
5	2:06.039	29.170	40.609	56.260	268.4	10:47.475	5	2:06.039	29.170	40.609	56.260	268.4	10:47.475
6	2:07.817	30.450	40.530	56.837	262.0	12:55.292	6	2:07.817	30.450	40.530	56.837	262.0	12:55.292
7	2:08.618	30.779	40.237	57.602	248.8	15:03.910	7	2:08.618	30.779	40.237	57.602	248.8	15:03.910
8	2:06.628	29.833	40.078	56.717	252.3	17:10.538	8	2:06.628	29.833	40.078	56.717	252.3	17:10.538
9	2:06.700	30.034	40.372	56.294	261.3	19:17.238	9	2:06.700	30.034	40.372	56.294	261.3	19:17.238
10	2:06.146	30.120	40.394	55.632	260.1	21:23.384	10	2:06.146	30.120	40.394	55.632	260.1	21:23.384
11	2:05.565	29.491	40.209	55.865	265.2	23:28.949	11	2:05.565	29.491	40.209	55.865	265.2	23:28.949
12	2:10.230	29.342	41.985	58.903	265.8	25:39.179	12	2:10.230	29.342	41.985	58.903	265.8	25:39.179
13	2:10.236	29.253	41.712	59.271	262.6	27:49.415	13	2:10.236	29.253	41.712	59.271	262.6	27:49.415
14	2:20.086	33.477	42.854	1:03.755	209.5	30:09.501	14	2:20.086	33.477	42.854	1:03.755	209.5	30:09.501
15	2:45.397	41.565	45.028	1:18.804	113.0	32:54.898	15	2:45.397	41.565	45.028	1:18.804	113.0	32:54.898
379 Eileen BILDMAN USA													
Ferrari of Long Island Ferrari 488 Challenge													
1	2:25.368	43.307	43.238	58.823		2:25.368	1	2:25.368	43.307	43.238	58.823		2:25.368
2	2:12.715	31.749	41.653	59.313	265.2	4:38.083	2	2:12.715	31.749	41.653	59.313	265.2	4:38.083
3	2:12.726	30.804	42.497	59.425	255.2	6:50.809	3	2:12.726	30.804	42.497	59.425	255.2	6:50.809
4	2:12.422	30.058	42.964	59.400	252.8	9:03.231	4	2:12.422	30.058	42.964	59.400	252.8	9:03.231
5	2:13.927	30.238	43.156	1:00.533	260.1	11:17.158	5	2:13.927	30.238	43.156	1:00.533	260.1	11:17.158
6	2:12.778	30.540	42.836	59.402	251.7	13:29.936	6	2:12.778	30.540	42.836	59.402	251.7	13:29.936
7	2:14.995	31.533	41.856	1:01.606	203.6	15:44.931	7	2:14.995	31.533	41.856	1:01.606	203.6	15:44.931
8	2:20.356	32.059	46.455	1:01.842	217.4	18:05.287	8	2:20.356	32.059	46.455	1:01.842	217.4	18:05.287
9	2:14.687	33.343	42.404	58.940	210.3	20:19.974	9	2:14.687	33.343	42.404	58.940	210.3	20:19.974
10	2:10.310	30.620	41.286	58.404	244.9	22:30.284	10	2:10.310	30.620	41.286	58.404	244.9	22:30.284
11	2:10.575	30.831	42.252	57.492	253.4	24:40.859	11	2:10.575	30.831	42.252	57.492	253.4	24:40.859
12	2:08.179	29.870	40.772	57.537	259.5	26:49.038	12	2:08.179	29.870	40.772	57.537	259.5	26:49.038
13	2:25.952	30.479	46.711	1:08.762	229.9	29:14.990	13	2:25.952	30.479	46.711	1:08.762	229.9	29:14.990
14	2:35.040	38.711	45.562	1:10.767	137.8	31:50.030	14	2:35.040	38.711	45.562	1:10.767	137.8	31:50.030
15	2:25.915	37.574	44.663	1:03.678	145.2	34:15.945	15	2:25.915	37.574	44.663	1:03.678	145.2	34:15.945
365 Gianni GRILLI CAN													
Ferrari of Quebec Ferrari 488 Challenge													
1	2:18.166	40.862	40.958	56.346		2:18.166	1	2:18.166	40.862	40.958	56.346		2:18.166
2	2:06.143	29.607	40.159	56.377	269.1	4:24.309	2	2:06.143	29.607	40.159	56.377	269.1	4:24.309
3	2:02.412	28.819	38.898	54.695	266.5	6:26.721	3	2:02.412	28.819	38.898	54.695	266.5	6:26.721
4	2:02.557	28.878	38.869	54.810	267.8	8:29.278	4	2:02.557	28.878	38.869	54.810	267.8	8:29.278
5	2:01.481	28.637	38.289	54.555	265.8	10:30.759	5	2:01.481	28.637	38.289	54.555	265.8	10:30.759
6	2:02.088	28.839	38.115	55.134	268.4	12:32.847	6	2:02.088	28.839	38.115	55.134	268.4	12:32.847
7	2:03.076	28.715	38.920	55.441	266.5	14:35.923	7	2:03.076	28.715	38.920	55.441	266.5	14:35.923
8	2:02.219	28.921	38.399	54.899	265.8	16:38.142	8	2:02.219	28.921	38.399	54.899	265.8	16:38.142
9	2:02.571	28.732	38.510	55.329	265.8	18:40.713	9	2:02.571	28.732	38.510	55.329	265.8	18:40.713
10	2:00.626	28.044	38.005	54.577	267.8	20:41.339	10	2:00.626	28.044	38.005	54.577	267.8	20:41.339
11	2:02.933	28.787	38.567	55.579	264.5	22:44.272	11	2:02.933	28.787	38.567	55.579	264.5	22:44.272
12	2:03.699	29.164	38.801	55.734	265.2	24:47.971	12	2:03.699	29.164	38.801	55.734	265.2	24:47.971
13	2:05.823	29.313	39.620	56.890	265.2	26:53.794	13	2:05.823	29.313	39.620	56.890	265.2	26:53.794
376 Lance CAWLEY USA													
Ferrari of Atlanta Ferrari 488 Challenge													
1	2:17.011	39.815	41.250	55.946		2:17.011	1	2:17.011	39.815	41.250	55.946		2:17.011
2	2:07.718	30.352	40.287	57.079	267.8	4:24.729	2	2:07.718	30.352	40.287	57.079	267.8	4:24.729
3	2:07.368	30.174	40.343	56.851	265.8	6:32.097	3	2:07.368	30.174	40.343	56.851	265.8	6:32.097
4	2:07.516	30.185	40.059	57.272	265.2	8:39.613	4	2:07.516	30.185	40.059	57.272	265.2	8:39.613
5	2:07.342	29.923	40.438	56.981	263.9	10:46.955	5	2:07.342	29.923	40.438	56.981	263.9	10:46.955